



**Ministry of Commerce & Industry**  
**Department of Commerce**  
Government of India



# **ANNUAL REPORT**

## **2023-24**

---

**Department of Commerce**

---



# TABLE OF CONTENTS

Overview	02
1. Organisational Structure and Functions	05
2. Global Economic and Trade Situation	20
3. Trends in India's Foreign Trade	25
4. Foreign Trade Policy and Major Schemes	37
5. Export Promotion Mechanism	56
6. Commercial Relations, Trade Agreements and International Trade Organizations	97
7. Special Economic Zones (SEZs) and Export Oriented Units (EOUs)	137
8. Specialized Agencies	145
9. Programmes undertaken for the Welfare of SCs/STs/OBCs, Women and Persons with Disabilities	195
10. Transparency, Public Facilitation and Allied Activities	202
Annexures	211

# Overview

## 1. GLOBAL ECONOMY

The global economy is stabilizing following a downfall on account of multiple shocks in the recent years. The path has been turbulent, beginning with pandemic-induced supply-chain disruptions followed by Russia-Ukraine conflict which led to a worldwide food and energy crises, a significant spike in inflation, and tightening of monetary policy. Global growth is expected to remain below historical standards on account of the long-term effects of the COVID-19 pandemic, Russia - Ukraine conflict, the slow rise in productivity, and the growing geoeconomic fragmentation. According to the International Monetary Fund (IMF) World Economic Outlook (WEO), April 2024, global growth is estimated at 3.2 percent in 2023 and is projected to grow at the same rate of 3.2 percent during 2024 and 2025. The projection for 2024 is slightly higher by 0.1 percentage point as compared to the January 2024 WEO Update, and higher by 0.3 percentage point as compared to the October 2023 WEO forecast. However, the projections for 2024 and 2025 are still below the historical (2000-19) annual average of 3.8 percent. The aggregate output of the Advanced Economies (AEs) is expected to rise from 1.6 percent in 2023 to 1.7 percent in 2024 and further to 1.8 percent in 2025. In contrast, the aggregate output of Emerging Market and Developing Economies (EMDEs) is expected to grow by 4.2 percent both in 2024 and 2025, as compared to 4.3 percent in 2023.

## 2. GLOBAL TRADE

Global trade has slowed down more than anticipated in 2023, as the global economy faced a challenging and uncertain environment. However, it is expected to rebound in 2024 despite persistent geopolitical concerns. As per World Trade Organization (WTO), world merchandise trade volume was down 1.2 percent in 2023 after registering 3.0 percent expansion in 2022. However, it is projected to grow 2.6 percent in 2024 and 3.3 percent in 2025 although there are downside risks to the forecasts on account of the geopolitical tensions and policy uncertainty. Global trade has displayed remarkable resilience over the past few years despite continuous shocks including COVID-19 pandemic, supply chain disruptions and the geopolitical uncertainties. Trade growth has shown a varied pattern across regions/countries. On the export side, North America registered the strongest growth of 3.7 percent in 2023, followed by Africa at 3.1 percent and South America at 1.9

percent. Other regions registered modest and negative export growth, as per WTO data. On the import side, the CIS recorded the strongest import growth of 18.8 percent, followed by the Middle East (9.8%). All other regions registered negative growth in 2023.

## 3. INDIA'S OVERALL TRADE

Overall exports (merchandise + services) surpassed the highest record of US\$ 776.40 billion in 2022-23 and reached US\$ 778.21 billion in 2023-24, despite strong global headwinds.

Overall imports were US\$ 853.77 billion in 2023-24 as compared to US\$ 898.01 billion in 2022-23, exhibiting a negative growth of (-)4.93 percent.

Overall trade deficit declined from US\$ 121.62 billion in 2022-23 to US\$ 75.56 billion in 2023-24 registering an improvement of 37.86 percent.

## 4. INDIA'S MERCHANDISE TRADE

Highest ever merchandise exports of US\$ 451.07 billion was achieved in 2022-23. However, the ongoing geopolitical headwinds have resulted in a slight decline of (-)3.10 percent in exports to US\$ 437.10 billion in 2023-24. The non-petroleum and non-gems & jewellery exports have however increased from US\$ 315.64 billion in 2022-23 to US\$ 320.23 billion in 2023-24, with a growth of 1.45 percent.

The share of India in global merchandise exports increased from 1.70 percent in 2014 to 1.82 percent in 2023. During the same time period, India's ranking among global merchandise exporters has improved from 19th to 17th place.

Merchandise imports declined from US\$ 715.97 billion in 2022-23 to US\$ 675.45 billion in 2023-24, registering a negative growth of (-)5.66 percent.

Merchandise trade deficit has narrowed down from US\$ 264.90 billion in 2022-23 to US\$ 238.35 billion in 2023-24.

## 5. INDIA'S SERVICES TRADE

India has been a major player in services trade and is among the top ten services exporting countries. India's services exports have experienced a phenomenal trajectory in commercial exports over the years in the global market. Services exports continued to grow reaching US\$ 341.11 billion in 2023-24, with a growth rate of 4.85 percent as compared to US\$ 325.33 billion in 2022-23.

India's services exports surged from US\$ 156.61 billion in 2014 to US\$ 343.90 billion in 2023, showcasing an impressive Compound Annual Growth Rate (CAGR) of 9.13 percent. During the same period, India's rank has improved from 8th to 7th, maintaining its position as a key player among global competitors.

Services imports were recorded at US\$ 178.32 billion in 2023-24 as compared to US\$ 182.05 billion in 2022-23, a decline of (-)2.04 percent.

A surplus of US\$ 162.78 billion was recorded in services trade in 2023-24, which is higher than the trade surplus of US\$ 143.28 billion in 2022-23.

## 6. INITIATIVES TAKEN BY THE DEPARTMENT OF COMMERCE TO INCREASE INDIA'S EXPORTS

The Department of Commerce continues to take a number of steps to increase exports. Some of the major steps taken are as follows:

- New Foreign Trade Policy was launched on 31st March 2023 and it came into effect from 1st April 2023. The aim of the new FTP 2023 initiative is to establish a predictable and equitable environment, promote best and sustainable trade practices, achieve deeper, wider, and more value-added penetration into global markets, enhance efficiency and ease of doing business by reducing transaction costs, and integrate India into the global value chains.
- Assistance provided through several schemes to promote exports, namely, Trade Infrastructure for Export Scheme (TIES) and Market Access Initiatives (MAI) Scheme.
- Interest Equalization Scheme on pre and post shipment rupee export credit has been extended upto 30th June 2024. The scheme is further extended upto 31st August, 2024 for MSME manufacturers only. The scheme has been formulated to give the benefit in the interest rates being charged by the banks to the exporters on their Pre and Post Shipment Rupee Export Credits
- Remission of Duties and Taxes on Exported Products (RoDTEP) scheme which was notified till 30th September 2023 has been extended till 30th September 2024.

The scheme creates a mechanism for reimbursement of taxes, duties and levies, which are currently not being refunded under any other mechanism, at the central, state and local level, but are incurred by the export entities in the process of manufacture and distribution of exported products.

- The Department of Commerce through Directorate General of Foreign Trade (DGFT) is working with the States and the districts to channelise the potential and diverse identity in each district of our country to make them export hubs. The Districts as Export Hubs initiative is aimed at targeting export promotion, manufacturing and employment generation at the grass roots level, making the States and Districts meaningful stakeholders and active participants in making India an export powerhouse thereby contributing to the AtmaNirbhar Bharat mission and achieving the vision of Make in India for the world and being Vocal for Local.
- India has signed Trade and Economic Partnership Agreement (TEPA) with European Free Trade Association (EFTA) on 10th March 2024.
- There is active engagement in FTA negotiations with the EU, UK, Oman, Sri Lanka, Australia and Peru.
- The Department of Commerce has undertaken a series of technology-driven solutions for Ease of Doing Business that would give significant boost to the foreign trade related activities of Indian enterprises and the overall "AtmaNirbhar Bharat" Abhiyan.
- Common Digital Platform for Certificate of Origin has been launched to facilitate trade and increase Free Trade Agreement (FTA) utilization by exporters.
- Active role of Indian missions abroad towards promoting India's trade, tourism, technology and investment goals has been enhanced.
- The Department of Commerce has regularly monitored export performance with Commercial Missions abroad, Export Promotion Councils, Commodity Boards/ Authorities and Industry Associations and taken corrective measures from time to time.

\* \* \* \* \*

# Chapter 1

## Organizational Structure and Functions

## 1. VISION AND MISSION

The long-term vision of the Department is to make India a major player in the world trade and assume a role of leadership in the international trade organizations commensurate with India's growing importance.

The policy tools being adopted involve a strategy focusing on the targeted commodity and country in the medium term and the Foreign Trade Policy in the long run.

## 2. FUNCTIONS

The Department formulates, implements and monitors the Foreign Trade Policy (FTP) which provides the basic framework and strategy to be followed. The Trade Policy is periodically reviewed to incorporate changes necessary to take care of emerging economic scenarios both domestic and international. Besides, the Department is also entrusted with responsibilities relating to multilateral and bilateral commercial relations, Special Economic Zones state trading, export promotion and trade facilitation and development and regulation of certain export-oriented industries and commodities.

The Department is headed by a Secretary who is assisted by One Additional Secretary & Financial Adviser, Five Additional Secretaries, Nine Joint Secretaries and Joint Secretary level officers and a number of other senior officers.

The Department is functionally organized into the following Nine Wings/Divisions:

- Trade Negotiation Wing - Bilateral
- Trade Negotiation Wing - Multilateral
- Territorial, Commodity & Products Wing
- Trade Policy Wing
- Trade Intelligence & Analytics Wing
- Global Trade Promotion Wing - India Trade
- Administration, Establishment & General Wing
- Finance Division
- Supply Division

There are two Attached Offices, ten Subordinate Offices, ten Autonomous Bodies, five Public Sector Undertakings, one Special Purpose Vehicle (SPV) namely GeM, thirteen Export Promotion Councils, one Advisory Body namely BOT and five other organizations under the administrative control of the Department. A complete list of these offices/organizations along with the postal addresses is given at Annexure A.

The broad organizational set up and major role and functions of the offices/organizations under the administrative control of the Department are discussed below:

### (A) Attached Offices

#### (i) Directorate General of Foreign Trade (DGFT)

Before 1991, DGFT was known as the Chief Controller of Imports & Exports (CCI&E) and was regulated through the Imports and Exports (Control) Act, 1947.

The Directorate General of Foreign Trade (DGFT) is an attached office of the Department of Commerce, Ministry of Commerce and Industry. It is headed by the Director General of Foreign Trade. Since 1991, the liberalization in the economic policies of the Government took place; this organization has been essentially involved in the regulation and promotion of Foreign Trade. Keeping in line with liberalization and globalization and the overall objective of increasing exports, DGFT has since been assigned the role of a "facilitator". The shift was from restrictions and control of imports/exports to promotion and facilitation of exports/imports, keeping in view the interests of the country.

The Directorate, with headquarters in New Delhi, assists the Government in the formulation of Foreign Trade Policy and is responsible for implementing the Foreign Trade Policy and Schemes under the FTP with the main objective of promoting India's exports. New Foreign Trade Policy 2023 is currently in effect. Further, it is responsible for the implementation of the Foreign Trade (Development and Regulation) Act, 1992, and the Rules and Regulations notified there under. The DGFT also issues authorizations to exporters/importers and monitors their corresponding obligations through a network of 24 Regional Offices. The regional offices are located at the following places:

S.No	Regional Office	S.No	Regional Office
1.	Ahmedabad	14.	Ludhiana
2.	Bangalore	15.	Mumbai
3.	Bhopal*	16.	Nagpur
4.	Chennai	17.	New Delhi (CLA)
5.	Coimbatore	18.	Panipat
6.	Guwahati	19.	Pune
7.	Hyderabad	20.	Rajkot
8.	Indore	21.	Srinagar
9.	Jaipur	22.	Surat
10.	Jammu	23.	Varanasi
11.	Kanpur	24.	Vishakhapatnam
12.	Ernakulum (Cochin)	25.	Vadodara
13.	Kolkata		

\*In compliance with the Order dated 4th October 2019 of the Hon'ble High Court of Madhya Pradesh Principal seat at Jabalpur in W.P. 21039/2019, status quo on Regional Office of DGFT at Bhopal is maintained subject to final/further orders.

In addition to the implementation of Foreign Trade Policy and FTDR Act, 1992, regional offices provide facilitation to exporters regarding developments in International Trade i.e. Conducting Outreach Programmes, WTO Agreements, Rules of Origin, and anti-dumping issues, etc. in their import and export decisions in the international dynamic environment.

Recognizing that State Governments are key stakeholders in the promotion of exports, DoC is now actively engaging with them to promote exports. DoC has advised State Governments to constitute State Export Promotion Committees, under the chairmanship of Chief Secretaries, to focus on export promotion wherein Regional Authorities of DGFT are the co-conveners. Nodal Officers at the rank of Additional Secretary/Joint Secretary from DoC have been appointed to attend the meetings of the State Export Promotion Committee. State Export Promotion Committees have been constituted in all the States/UTs. These committees are overseeing the formulation and implementation of State Export Promotion Strategies in consultation with Export Promotion Councils and FIEO.

Regional Authorities of the DGFT have been assigned enhanced roles and responsibilities to liaison with State Governments to assist in the formulation/implementation of state export policy/strategy and to represent the Department of Commerce in the State and UT Governments.

#### **(ii) Directorate General of Trade Remedies (DGTR)**

Directorate General of Trade Remedies (DGTR) (earlier known as Directorate General of Anti-Dumping & Allied Duties) is an attached office of the Department of Commerce, Ministry of Commerce & Industry. The Directorate General of Anti-Dumping & Allied Duties (DGAD) which was formed in 1997 has been restructured as DGTR in May 2018 by restructuring and re-designing DGAD into DGTR by incorporating all the trade remedial functions i.e. Anti-Dumping Duty (ADD), Countervailing Duty (CVD), Safeguards Duty (SGD) and Safeguards Measures (QRs) under a single window framework. Thus, the DGTR has been formed by merging of functions of DGAD, Department of Commerce, Directorate General of Safeguards, Department of Revenue and Safeguards (QR) functions of DGFT into its fold. The DGTR is a professionally integrated organization with multi-spectrum skill sets emanating from officers drawn from different services and specializations. The DGTR does trade remedy

investigations, which are quasi-judicial in nature, before making its recommendations to the Central Government.

It is the single national authority for administering all trade remedial measures including anti-dumping, countervailing duties and safeguard measures. The DGTR provides a level playing field to the domestic industry against the adverse impact of the unfair trade practices like dumping and actionable subsidies from any exporting country, by using trade remedial methods under the relevant framework of the WTO arrangements, the Customs Tariff Act & Rules and other relevant laws and international agreements, in a transparent and time bound manner. It also provides trade defence support to our domestic industry and exporters in dealing with instances of trade remedy investigations instituted against them by other countries.

#### **(B) Subordinate Offices**

##### **(i) Directorate General of Commercial Intelligence and Statistics (DGCI&S)**

The Directorate General of Commercial Intelligence & Statistics (DGCI&S) is the premier organization of Government of India for collection, compilation and dissemination of India's trade statistics and commercial information. The Directorate, headed by a Director General, has its office at Kolkata and is responsible for collecting, compiling and publishing/disseminating trade statistics and various types of commercial information required by the policy makers, researchers, importers, exporters, traders as well as overseas buyers. It is the first large scale data processing organization functioning as a nodal agency for export & import data, with an ISO certification 9001:2015 for compilation and dissemination of India's foreign trade statistics.

##### **(ii) Special Economic Zones (SEZs)**

The main objectives of the SEZ Scheme is generation of additional economic activity, promotion of exports of goods and services, promotion of investment from domestic and foreign sources, creation of employment opportunities along with the development of infrastructure facilities. All laws of India are applicable in SEZs unless specifically exempted as per the SEZ Act/Rules. Each Zone is headed by a Development Commissioner and is administered as per the SEZ Act, 2005 and SEZ Rules, 2006. Units may be set up in the SEZ for manufacturing, trading or for service activity. The units in the SEZs have to be net foreign exchange earners but they are not subjected to any predetermined value addition except (Gems &

Jewellery Units) or minimum export performance requirements. Sales in the Domestic Tariff Area from the SEZ units are treated as if the goods are being imported and are subject to payment of applicable customs duties.

Offices of Development Commissioners of Special Economic Zones (SEZs) are at Cochin Special Economic Zone, Falta Special Economic Zone, MEPZ Special Economic Zone, Kandla Special Economic Zone, SEEPZ Special Economic Zone, Visakhapatnam Special Economic Zone and Noida Special Economic Zone.

### **(iii) Pay and Accounts Office (Supply)**

The payment and accounting of the Supply Division, including of DGS&D are performed by the office of Chief Controller of Accounts (Supply Division) under the Departmentalized Accounting System, through its Regional Pay and Accounts offices at New Delhi, Kolkata, Mumbai and Chennai. Consequent upon Union Cabinet Decision to close the DGS&D w.e.f. 31st October 2017, the office of CCA (Supply) has been discontinued and residual works are now being handled by the CCA (Commerce) with the skeletal staff and 01 PAO, in New Delhi. The work of RPAO (Supply), Mumbai and RPAO (Supply), Kolkata and RPAO (Supply), Chennai has been overtaken by RPAO (Commerce), Mumbai, RPAO (Commerce), Kolkata and RPAO (Commerce), Chennai respectively.

### **(iv) Pay and Accounts Office (Commerce & Textiles)**

There is a common Accounting Wing for both the Department of Commerce & Ministry of Textiles. The Accounts Wing, Department of Commerce functions under the supervision of Chief Controller of Accounts (CCA) who is assisted by a Controller of Accounts (CA), Deputy Controller of Accounts, Assistant Controller of Accounts (ACA) and 05 Pay and Accounts Offices (PAOs) {2 PAOs in Delhi and one each at Chennai, Mumbai, Kolkata}. The responsibility of the Budget Division of the Ministry is also entrusted to the CCA. CCA extends all assistance to Financial Advisor in budgeting, monitoring & control of expenditure, render Professional expertise in matters related to Financial Management System, Preparation of disclosure statements as required under FRBM Act, Annual Finance Accounts, Appropriation Accounts and Estimation & Flow of Non-tax Revenue Receipts etc.

## **(C) Autonomous Bodies**

### **(i) Coffee Board**

The Coffee Board is a statutory organization under the control of Ministry of Commerce & Industry, Government of

India constituted under the Coffee Act 1942, an Act enacted by the parliament. The Board comprises 33 members including a non-Executive Chairman, the Secretary, who is the Chief Executive, appointed by the Government of India, and remaining 31 members comprising Members of the Parliament, Official members representing the interests of Coffee Growing States and members representing various interests of the Coffee Industry.

The Coffee Board focuses its activities in the areas of research, extension, development, market intelligence, external & internal promotion and labour welfare measures. The Coffee Board functions with its Head Office in Bengaluru. The Central Coffee Research Institute (CCRI) at Balehonnuru, Chikkamagaluru District, Karnataka is the headquarters of the Research Department with a Sub-Station at Chettalli (Karnataka) and Regional Research Stations at Chundale (Kerala), Thandigudi (Tamil Nadu), Narasipatnam (Andhra Pradesh) and Diphu (Assam). The Extension network is spread over the traditional coffee growing areas (Karnataka, Kerala and Tamil Nadu), Non-Traditional Areas (Andhra Pradesh and Odisha) and North Eastern Region (Assam, Tripura, Mizoram, Meghalaya, Nagaland, Manipur and Arunachal Pradesh). The Coffee Quality Division of the Research Department is involved in setting up quality standards, capacity building in the areas of coffee roasting and retailing business and certification of coffee as per National and International quality standards. The Promotion Department is involved in promotion of Indian Coffee in export market and also promotion of coffee consumption in domestic market.

### **(ii) Rubber Board**

The Rubber Board is a statutory body constituted under Section (4) of the Rubber Act, 1947 and functioning under the administrative control of the Ministry of Commerce and Industry. The Board is headed by a Chairman appointed by the Central Government and has 28 other members including the Executive Director, Members of Parliament (two from House of People and one from Council of States) and representatives of various interests of natural rubber industry such as rubber growing sector, rubber manufacturing industry, labour interest, representatives of Governments of principal rubber growing states.

Executive and administrative powers of the Board are vested with the Executive Director. The Board's head-quarter is located at Kottayam in Kerala. Developmental and regulatory functions pertaining to the entire value

chain of the Indian rubber industry are discharged by the Board by way of assisting and encouraging research, development, extension and training activities related to natural rubber (NR).

The functions of the Board also include collection of statistics of rubber, promoting marketing of rubber and undertaking labour welfare activities. The Rubber Research Institute of India (RRII), established in 1955, is situated at Puthupally in Kottayam District, and has nine Regional Research Stations (RRS) located in various rubber growing states of the country. RRII conducts research activities for ensuring biological and technological improvement of NR in the country. The Board has also a training department viz., National Institute for Rubber Training (NIRT) located at Kottayam and acts as the link between research and extension activities for technology transfer and has the mandate for human resource development in all sectors of the NR industry.

### **(iii) Tea Board**

The Tea Board is a statutory body constituted under section 4 of the Tea Act, 1953 and functions under the administrative control of the Department of Commerce. The Tea Board comprises of Chairman, Deputy Chairman and 30 members appointed by Government of India representing different sections of the industry including Members of Parliament. The Board is headed by a non-official Chairman and Deputy Chairman is the executive head of the organization. There are two Executive Directors who are stationed at Zonal Offices one each at Guwahati in Assam (for entire North Eastern Region) and another at Coonoor in Tamil Nadu (for entire South India Region).

The Head Office of the Board is located in Kolkata, West Bengal. The Board functions as an apex body concerned with overall development of the tea industry in India by providing necessary assistance for research and developmental activities aimed at increasing production, productivity and quality; facilitation of trade and promotion of exports so as to ensure maximum returns to the producers, including small growers; safeguarding the interests of the workers and the consumers; gathering statistical and other relevant data concerning the industry and disseminating the information to various segments of the industry, registering and licensing of different stakeholder's. Tea Board has two Zonal offices at Guwahati (Assam) and Coonoor (Tamil Nadu), 15 Regional Offices, one

overseas office at Moscow which is being managed by Embassy officials.

### **(iv) Tobacco Board**

Tobacco is an important commercial crop grown in India. In order to regulate production, promote overseas marketing and control recurring instances of imbalances in supply and demand, Tobacco Board was established by the Government of India under the Tobacco Board Act of 1975. The headquarters of Tobacco Board is at Guntur in Andhra Pradesh and is headed by a Chairman.

The Tobacco Board Act, 1975 aims at planned development of the tobacco industry in the country. The various activities undertaken by the Board as outlined in the Act for the promotion of the industry are regulating the production and curing of Virginia Tobacco with regard to the demand in India and abroad, propagating information useful to the growers, dealers and exporters (including packers) of Virginia tobacco and manufacturers of tobacco products and others concerned, promoting tobacco grading at the level of growers, establishment of auction platforms for sale of Virginia Tobacco by registered growers and functioning as an auctioneer at auction platforms, maintenance and improvement of existing markets and development of new markets Outside India, constant monitoring of the Virginia Tobacco market, both in India and abroad and ensuring fair and remunerative price to the growers and purchasing Virginia Tobacco from the growers when the same is considered necessary or expedient for protecting the interest of growers with the prior approval of the Government of India.

### **(v) Spices Board**

Spices Board is a statutory body constituted under section (3) of the Spices Board Act, 1986 and functioning under the administrative control of the Ministry of Commerce and Industry. The Board consists of 31 members including the Secretary, who is the Chief Executive and is led by the Chairman (appointed by the Central Government), with its head office at Kochi in Kerala. Spices Board is responsible for the overall development of the cardamom industry and export promotion of 52 spices as scheduled under the Spices Board Act, 1986.

The functions of the Board include research & development and domestic marketing of Small and Large cardamom; post-harvest quality improvement, and export promotion of spices & quality management of spices exported from India. The Board has 83 offices across the

country, which includes export promotion offices, development offices for small and large cardamom, Quality Evaluation Laboratories (QEL), research stations, spices parks etc. The Board works with the stakeholders of the spices sector, for undertaking programs and projects for development of small and large cardamom and for promotion of export of spices.

The programs undertaken by the Board include, support to exporters for infrastructure development and value addition; organizing programs for establishing market linkage of farmers and exporters with international buyers; supporting primary processing through establishment of processing facilities in the major growing centers (Spices Parks); undertaking trade and brand promotion activities for Indian spices, including co-participation of stakeholders in international fairs and exhibitions; quality management of spices exported from India through the Quality Evaluation Laboratories which provide analytical services and monitors quality of spices for export through testing and certification; facilitating primary sale of cardamom through the auction system; providing research support to stakeholders on small and large cardamom; assisting growers of small and large cardamom for production development and growers of other spices for post-harvest management; working with the regulatory bodies of importing countries, trade support institutions, inter-governmental organizations etc. for export promotion of spices, etc.

#### **(vi) The Marine Products Export Development Authority (MPEDA)**

The Marine Products Export Development Authority (MPEDA), a statutory body constituted under the MPEDA Act, 1972 under the Department of Commerce, Ministry of Commerce & Industry has the mandate of developing a conducive ecosystem for marine products in the country and promotion of its export from India.

The Authority has its headquarters located in Kochi, Kerala and consists of 30 members including a Chairman (Appointed by the Central Government). There are 18 field offices across the coastal States including one in NE India to assist the marine products exporters, processors and aqua culturists for ensuring timely advice to the stakeholders. MPEDA has three Trade Promotion Offices at New York (presently functioning at CGI office New York), Japan and New Delhi and five full-fledged Quality Control laboratories. MPEDA has also set up three registered societies viz, Rajiv Gandhi Center for Aquaculture (RGCA)

for promotion of diversified aquaculture to support export promotion by technology transfer, Network for Fish Quality Management and Sustainable Fishing (NETFISH) and National Centre for Sustainable Aquaculture (NaCSA) to enable aquaculture farmers to adopt sustainable farming practices in the Aquaculture.

#### **(vii) Agricultural and Processed Food Products Export Development Authority (APEDA)**

The Agricultural and Processed Food Products Export Development Authority (APEDA) was established by the Government of India in accordance with the Agricultural and Processed Food Products Export Development Authority Act, as enacted by the Parliament. APEDA operates across various agriculturally significant states in India, delivering services to the agricultural export community through its Head office in New Delhi and sixteen (16) Regional Offices strategically located in Ahmedabad, Bengaluru, Bhopal, Chandigarh, Chennai, Guwahati, Hyderabad, Jammu, Kochi, Kolkata, Ladakh, Mumbai, Srinagar, Tripura, Varanasi and Visakhapatnam.

As per Section 10 of the Agricultural and Processed Food Products Export Development Authority Act, 1985 (2 of 1986), APEDA is mandated with several crucial functions, including: development of industries related to scheduled products for export by providing financial assistance, conducting surveys and feasibility studies, participating in enquiry capital through joint ventures, and implementing relief and subsidy schemes, registration of individuals as exporters of scheduled products, subject to prescribed fees, establishment of standards and specifications for scheduled products to ensure compliance with export requirements, inspection of meat and meat products at various stages, including slaughterhouses, processing plants, storage facilities, conveyances or other relevant locations, to uphold product quality, improvement of packaging for scheduled products to enhance their marketability, enhancement of marketing strategies for scheduled products outside of India, promotion of export-oriented production and development of scheduled products, collection of statistics from establishments engaged in the production, processing, packaging, marketing, or export of scheduled products, with subsequent publication of the collected data or relevant extracts, provision of training in diverse aspects of industries associated with scheduled products besides addressing any other matters as may be prescribed by relevant regulations.

### **(viii) Export Inspection Council of India (EIC)**

The Export Inspection Council (EIC) was established by the Government of India under Section 3 of the Export (quality control and inspection) Act, 1963 to ensure sound development of export trade of India through Quality Control and pre-shipment Inspection and for matters connected thereof. The EIC is an advisory body to the Government of India and is headed by the Chairman. The Executive Head of the EIC is Director (Inspection and Quality Control) who is responsible for enforcement of quality control and pre-shipment inspection of various commodities meant for export, which are notified by the Government under the Export (Quality Control and Inspection) Act, 1963.

The EIC is located at New Delhi and exercises technical and administrative control over the Export Inspection Agencies (EIAs) established under Section 7 of the Act. The EIAs are headquartered at Mumbai, Kolkata, Kochi, Chennai and Delhi with a network of 24 sub-offices backed by state-of-the-art laboratories accredited by NABL as per ISO 17025, spread all over India and caters to the needs of the exporters on a pan-India basis. The major role of the EIC is to ensure the Quality and Safety of products exported, in order to meet the requirements of the importing countries. This assurance is provided through either a consignment-wise inspection system or quality assurance/food safety management system-based certification. With more than fifty years of experience in the field of inspection, testing and certification of food items as per the importing country requirements, the EIC has developed a global acceptance. The EIC certification has been recognized by India's trading partners, like, European Union, United States of America, Australia, Japan, Custom Union, Saudi Arabia, Vietnam, China, South Africa, etc. The EIC has been instrumental in evolving the stakeholders including exporter fraternity to meet the changing requirements of the importing countries with rising prevalence of food safety incidents.

The EIC is always actively involved in standard setting process at national and international levels and provide feedback to ensure the interest of exporters are well protected. The EIC has adopted Quality Management System and is ISO 9001:2015 certified to ensure realization of its objectives.

### **(ix) Indian Institute of Foreign Trade (IIFT)**

Indian Institute of Foreign Trade (IIFT) was set up on 2nd May 1963 as an autonomous Institution under the aegis of the Department of Commerce, Ministry of Commerce & Industry, Government of India with a focus on Foreign Trade related Research and Training.

IIFT is one of the top-ranked B-Schools in India with a specialization in International Business aimed at promoting and enhancing education, research and corporation in international trade. The Institute headquartered at New Delhi has its off-campus at Kolkata (West Bengal) and Kakinada (Andhra Pradesh). In recognition of its all-round achievements, the Institute was given the status of "Deemed to be University" in May 2002 by University Grants Commission (UGC) and graded as Category - I "Deemed to be University" in June 2018 by University Grants Commission (UGC). The Institute has achieved the AACSB business accreditation and was awarded the certificate on 21st December 2021. The National Assessment and Accreditation Council (NAAC) Peer Team conducted the Assessment and Accreditation (A&A) exercise of IIFT during the 5th-7th December 2023. The IIFT has been Accredited with a CGPA of 3.27 on a seven-point scale at A+ Grade valid for a period of 5 years from 15th December 2023. In NIRF (National Institutional Ranking Framework) Ranking 2023, IIFT has been ranked 27th under the management category.

### **(x) Indian Institute of Packaging (IIP)**

The Indian Institute of Packaging (IIP) is an autonomous body under the aegis of the Department of Commerce, Ministry of Commerce & Industry, Government of India, established in 1966 under Societies Registration Act, 1860. The Institute headquartered at Mumbai has its regional centres at Chennai (1971), Kolkata (1976), Delhi (1986), Hyderabad (2006), Ahmedabad (2017) and Vishakhapatnam (2021). Through an MoU signed between IIP and Government of Uttar Pradesh, IIP Lucknow Centre has been opened in the campus of Institute of Entrepreneurship Development U.P. (2023). A new centre of IIP has been constructed at Bengaluru and will soon be operational.

The Institute is engaged in various activities like testing and certification of packaging materials and packages for domestic and export market, including mandatory UN

Certification of packaging for transport of hazardous /dangerous goods, training, education, consultancy, projects and research and development in the area of packaging.

The Apex advisory body of the Institute is the Governing Body which has one Chairman and two Vice-Chairmen and other members from industries representing various segments such as packaging materials, packaging machineries and user industries. Further, some members of the Governing Body are nominated by the different Ministries/Departments and Commodity Boards of Government of India. The Director is the Head and Principal Executive Officer of the Institute who is the overall in-charge of the organization.

#### **(D) Public Sector Undertakings (PSUs)**

##### **(i) State Trading Corporation of India Limited (STC)**

STC was set up on 18th May 1956 under the administrative control of the Ministry of Commerce & Industry. STC played an important role in country's economy by arranging imports of essential items of mass consumption (such as wheat, pulses, sugar, edible oils, etc.) and industrial raw materials into India and also contributed significantly in developing exports of a large number of items from India from time to time.

STC has a paid up equity of Rs. 60 crore. As on 31st March 2024, the share of Government of India in STC's equity was 90 percent. The total manpower of the Corporation as on 31st March 2024 was 126. Presently, STC is not carrying out any business activity.

The STCL Ltd., a subsidiary of STC, is in the process of winding up and has stopped all its business activities since 2014-15 onwards.

##### **(ii) MMTC Limited**

MMTC Limited was incorporated in 1963 primarily to regulate the international trade of Minerals and Metals. The Company has an authorized and paid-up equity capital of Rs 150 crore. The shareholding of Government of India in MMTC is 89.93 percent. The balance is held by financial institutions and public.

The Company was acting as a canalizing agency for export of iron ore, manganese ore, chrome ore/concentrate and nominated agency for import of gold & silver and urea, besides trading in other commodities. Disinvestment of Neelachal Ispat Nigam Ltd (NINL), a joint venture of MMTC and 5 other Central/State PSUs, was completed on 4th July

2022. Currently, MMTC is not undertaking any business activity.

Subsidiary Company MMTC Transnational Pte. Ltd. (MTPL) Singapore is a wholly owned subsidiary company of MMTC and was incorporated in October 1994 under the laws of Singapore with the objective to take advantage of liberalization/globalization of trade and commerce to tap South East Asian market for trading in commodities. The company is under liquidation.

##### **(iii) PEC Limited**

PEC Limited was incorporated as a subsidiary company of State Trading Corporation in 1971 as "The Project and Equipment Corporation of India limited" and became an independent Company in 1991. The name of the company was changed to PEC Limited on 25th November 1997. The main functions of the PEC Limited included export of engineering equipment and projects, import of bullion and trading in industrial raw material and agro commodities. The Company is not undertaking any business activity since September 2019.

##### **(iv) ECGC Ltd (Formerly Export Credit Guarantee Corporation of India Ltd.)**

ECGC covers export transactions destined to more than 200 countries of the world. It has supported over 7,000 distinct exporters through direct credit insurance cover and over 9,000 exporters through credit insurance covers to banks. More than 90 percent of its customers belong to small exporters segment. ECGC has supported total exports of Rs.7.34 lakh crore during 2023-24, which constitute more than 20 percent of national merchandise exports from India. ECGC has also supported around 33 percent of total export credit disbursement by all the banks in India during April 2023 to March 2024, through Export Credit Insurance for Banks (ECIB) covers extended to twenty-one banks which includes all the nationalized banks and nine private sector banks and cooperative banks. It has settled claims of over Rs.8,250 crore during the last 10 financial years (between FY 2014-15 to 2023-24).

In order to expand its business and coverage of national exports, it has recently taken the initiatives such as (i) Enhanced cover of 90 percent (from an average 70 percent cover) to small exporters having aggregate export credit working capital limit up to Rs.50 crore under its Whole Turnover Export Credit Insurance for Banks (WT-ECIB) w.e.f. 1st July 2023. This is aimed at encouraging the banks to lend affordable and adequate export credit to small

exporters enabling them to explore new markets/new buyers and diversify existing products portfolio competitively (ii) Revamped some of its existing products like Multi Buyer Exposure Policy (MBEP), Export Receivables Insurance Cover (ERIC) commonly known as 'Cover for factors' in Indian rupee and 'Domestic Credit Insurance Policy'(DCIP) for exporters. (iii) Expanded its services from ECGC IFSC Insurance Office, GIFT City, Gandhinagar and introduced new product ERIC in foreign currency (iv) The Company has introduced 'Pre-Shipment Risk Cover' from January 2024. It is an Add-on risk cover to the exporters holding Multi Buyer Exposure Policy (MBEP) covering the loss towards the expenses incurred in the production of goods which could not be exported owing to the insolvency of the buyer and/or political risks such as war or import restriction.

Further, ECGC has signed an MoU with the Ministry of MSME for implementing the 'Capacity Building of First Time MSE Exporters' (CBFTE) component of International Cooperation (IC) Scheme. The objective of the CBFTE scheme is to enable the Micro and Small Enterprises (MSE) to promote their products and services in the international markets through incentivization at various stages of the business cycle. Under the CBFTE scheme, refund of premium up to Rs. 10,000/- in a financial year, is allowed to the new exporters holding 'Small Exporter's Policy', subject to certain eligibility criteria. This move is expected to encourage MSE exporters to venture into exports and reduce their transaction cost towards credit insurance covers.

#### **(v) India Trade Promotion Organization (ITPO)**

India Trade Promotion Organisation (ITPO) was formed in the year 1976, after re-naming Trade Fair Authority of India (TFAI) and merging of Trade Development Authority of India (TDA). ITPO is a Schedule 'B' Miniratna Category-I CPSE under the administrative control of Department of Commerce with 100 percent shareholding by the Government of India. Its Registered Office is at Pragati Maidan, New Delhi. The regional Offices of ITPO are located in Mumbai, Kolkata and Chennai ensuring representative participation of trade and industry from different regions of the country in its events in India and abroad.

India Trade Promotion Organisation (ITPO) is a premier trade promotion agency of India providing a broad spectrum of services to trade industry and acting as a catalyst for growth of India's trade. ITPO is engaged in

providing services pertaining to promotion/ facilitation of trade by organizing/ participating in trade fairs in India and abroad thereby increasing India's exports.

In addition, ITPO undertakes promotion of trade in goods and services connected with or relating to fairs, exhibitions, conventions in India and abroad; It also explores new markets for traditional items of export and develop exports of new items with a view to maintaining, diversifying and expanding the export trade.

ITPO has three subsidiaries, namely, Karnataka Trade Promotion Organisation (KTPO), Tamil Nadu Trade Promotion Organisation (TNTPO) and ITPO Services Ltd. (ISL) with ITPO's shareholding of 51 percent in TNTPO & KTPO and 100 percent in ISL. ITPO also has a 50:50 Joint Venture, namely, National Centre for Trade Information (NCTI) along with the National Informatics Centre (NIC) which is under Liquidation. Further, Jammu & Kashmir Trade Promotion Organization (JKTPO) at Pampore is a Joint venture Company between the Government of Jammu and Kashmir with 51.25 percent equity share, ITPO with 40 percent equity share and the remaining equity owned by The Export Promotion Council for Handicrafts (EPCH) and The Carpet Export Promotion Council (CEPC).

#### **(E) Government e Marketplace (GeM)**

In the fiscal year 2023-24, Government e-Marketplace (GeM) continued its unwavering commitment to revolutionize India's public procurement landscape in alignment with the vision of Hon'ble Prime Minister Shri Narendra Modi. GeM tirelessly strived to offer a streamlined, transparent and digital procurement platform.

GeM commenced its journey in the fiscal year 2016-17 with a Gross Merchandise Value (GMV) of Rs. 422 crore. Presently, GeM has attained a significant milestone by exceeding the Rs. 4 lakh crore GMV mark in FY 2023-24.

The procurement of Services through the GeM portal has proved to be a pivotal force behind this staggering GMV. Nearly 50 percent of this GMV has been attributed to the procurement of Services, displaying a remarkable surge of 205 percent in terms of Services procured on GeM in the last FY. By creating access to market, GeM has been exceptionally successful in breaking down the cartel of established and renowned service providers, paving way for small domestic entrepreneurs to participate in government tenders from anywhere at any time. As on 31st March 2024, the GMV of services has reached Rs. 3.10 lakh crore since its inception. The GMV of services in FY 2022-

23 was Rs. 66,159 crore. There is a quantum jump in the procurement of services in the FY 2023-24 and the total GMV of services was Rs. 2.07 lakh crore.

The portal has more than 12,079 product categories and over 322 service categories and it is home to more than 1,49,131 buyer organizations. The total number of orders placed on GeM is close to Rs. 2.11 crore, with a cumulative GMV of more than Rs. 7.97 lakh crore since inception up to 31st March 2024.

Over 9.18 lakh Micro and Small Enterprises (MSEs) have registered on the GeM portal and they have received orders totaling more than Rs. 3.92 lakh crore, contributing to over 49.22 percent of GeM's cumulative GMV.

GeM can now be accessed from foreign locations via a secured platform called AVD. This move will be beneficial for specific buyers from the Indian Embassies abroad.

#### **(F) Export Promotion Councils (EPCs)**

The Export Promotion Councils (EPCs) are organisations of exporters, registered as non-profit organizations under the Companies Act/ Societies Registration Act. Roles and functions of these Councils are guided by the Foreign Trade Policy, which also recognizes them as registering authorities for exporters. At present, there are thirteen Export Promotion Councils (EPCs), as mentioned below, under the Department of Commerce:

##### **(i) Basic Chemicals, Cosmetics & Dyes Export Promotion Council (CHEMEXCIL)**

Basic Chemicals, Cosmetics & Dyes Export promotion Council, popularly known as CHEMEXCIL was constituted in 1963 under Companies Act 1956 in Mumbai with the objective of promoting export of Dyes and Dye Intermediates, Basic Inorganic, Organic Chemicals including Agro Chemicals, Cosmetics, Soaps, Detergents, Toiletries & Essential Oils, Speciality Chemicals, Lubricants and Castor Oil.

The Council's head office is located in Mumbai and it has four Regional Offices at Ahmedabad, Bangalore, Kolkata and New Delhi.

##### **(ii) Chemicals & Allied products Export Promotion Council (CAPEXIL)**

Chemicals & Allied products Export Promotion Council (CAPEXIL), a premier Export Promotion Council, was set up in 1958 under the Companies Act, 1956. The Council's registered office and head office is located in Kolkata and it has four regional offices located at Mumbai, Chennai,

Kolkata and New Delhi. The Council functions under the guidance of its Committee of Administration (CoA) and under overall supervision of the Department of Commerce, Government of India. The Council is entrusted with the export promotion activities of chemical based allied products which include Bulk Minerals and Ores, Natural Stone Products, Processed Minerals, Paper & Paper Board Products, Auto Tyre and Tubes, Rubber Products, Ceramics and Allied Products, Glass and Glassware, Plywood and Allied Products, Cement, Clinkers and Asbestos products, Graphite and Explosives, Books, Publications & Printing Products, Paints, Printing Ink and Allied Products, Miscellaneous Chemical Products, Ossein and Gelatin and Animal by-products.

##### **(iii) Council for Leather Exports (CLE)**

The Council for Leather Exports (CLE) was set up in July 1984. It is a non-profit company registered under the Indian Companies Act, 1956 entrusted with export promotion activities and development of the Indian footwear and leather industry and is the apex organisation of the industry.

CLE undertakes multifarious activities which are directed towards assisting its members in extending their global reach for increasing their exports. These activities include disseminating market information, trends and policy implications on commercial, technical and technological developments in the Indian leather industry, participating in major International fairs and specialized trade shows across the globe, organizing buyer-seller meets in India and abroad, B2B meets in focus countries, organizing webinars on topics of interest to the industry, promoting design development through organizing designers fair in India, submitting proposals and representations to the Government on issues relating to Export Import Policies/Procedures, Duties, Market Development Activities etc., for the overall development of the leather industry. The Council also publishes in-house periodicals to keep the exporters abreast of all developments (publications include monthly magazine 'Leather News India', Exporters Directory and Facts and Figures of Exports of Leather and Leather Products), facilitating implementation of Indian Footwear and Leather Development Programme (IFLDP) and promoting, facilitating and attracting Joint Ventures, technical collaborations and strategic alliances, FDI etc.

CLE serves as a connecting bridge between Indian leather exporters and buyers all over the world. CLE has its

registered Head Office at Chennai and five Regional Offices at Kanpur, Kolkata, New Delhi, Chennai & Mumbai and extension offices at Agra and Jalandhar.

#### **(iv) EEPC India**

EEPC India is the Council set up under the aegis of Department of Commerce for promoting exports in the Engineering sector. It is a company set up under Section 25 of the Companies Act 1956 (company not for profit), keeping in view the special requirement of the Indian Engineering Sector for export promotion. EEPC India is the nodal agency for issue of Registration-cum-Membership Certificate for engineering exports throughout the country under the provisions of the Foreign Trade Policy. The organization has its headquarters at Kolkata with regional offices in Mumbai, Chennai, Kolkata and Delhi and sub-regional offices in Ahmedabad, Bengaluru, Hyderabad (Secunderabad) and Jalandhar for providing services to exporters of engineering products. With a view to establish closer connections with the engineering manufacturers & exporters and to have a better reach, EEPC India has also opened its chapters in 15 Tier II/Tier III cities spread across the country.

As an advisory body, it actively contributes to the policies of Government of India and acts as an interface between the engineering industry and the Government. Set up in 1955, EEPC India now has a membership base of around 9000 out of which around 60 percent are SMEs. EEPC India facilitates sourcing from India and boosts the MSMEs to raise their standard at par with the international best practices. It also encourages the SMEs to integrate their business with the global value chain. Keeping 'Engineering the Future' as the motto, EEPC India serves as the reference point for the Indian engineering industry and the international business community in its efforts towards establishing India as a major engineering export hub.

#### **(v) The Plastics Export Promotion Council**

The Plastics Export Promotion Council (PLEXCONCIL) was established in 1955 and registered under section 25 of Companies Act 1956, with the aim of promoting the exports of Plastics & Linoleum products from India and represents over 3,000 exporters primarily MSMEs who manufacture /trade in plastics products ranging from plastics raw materials to semi-finished and finished items. PLEXCONCIL maintains five offices across India-Mumbai (Head office) and regional offices at Delhi, Chennai, Kolkata and Ahmedabad.

The Council is presently entrusted with the export promotion activities of the product panels that are Consumer & House ware products, Cordage, Fishnets & monofilaments, FIBC, Woven sacks, Woven fabrics, Tarpaulin, Floor coverings, leather cloth & laminates, FRP & Composites, Human hair & related products, Medical items of plastics, Miscellaneous products and items, Packaging items - flexible, rigid, Plastic films and sheets, Plastic pipes & fittings, Plastic raw materials, Writing instruments & stationery and Merchant Exports.

In its endeavor to promote the export of plastics products, PLEXCONCIL enables Indian exporters participation at International Trade Fairs in consultation with the members as well as Indian Missions abroad; conducts dedicated Buyer Seller Meets; makes policy representations to various authorities on behalf of the industry; and holds biennial Award Function to felicitate top exporters in as many as 50 categories. Additionally, the Council publishes a monthly e-magazine, providing a comprehensive coverage of plastic export statistics; market insights and industry updates.

#### **(vi) Sports Goods Export Promotion Council (SGEPC)**

The Sports Goods Export Promotion Council (SGEPC) was established in the year 1958 with an objective to promote the exports of Sports Goods from India. In the Year 2001, export promotion of Toys was also entrusted to the SGEPC. The SGEPC is managed by a Committee of Administration (COA), which consists of elected representatives from the Indian Sports Goods & Toy industry and includes Government representatives. The COA is headed by the Chairman.

The SGEPC's range of activities includes activities that spur the Indian Sports Goods & Toy industry's performance on the one hand and the activities that help to promote its presence internationally. The SGEPC organizes trade promotion activities like Indian participation in international trade fairs, visits of Business Delegations, promotional campaigns in international markets etc., along with various other activities to promote the exports of Toys & Sports goods from India.

#### **(vii) Shellac and Forest Products Export Promotion Council (SHEFEXIL)**

The Shellac Export Promotion Council was founded in June 1957, under the Companies Act, 1956, which was rechristened to Shellac and Forest Products Export Promotion Council (SHEFEXIL) on 8th February 2007. The

Council's registered office is located at Kolkata and has no additional branch or regional office. SHEFEXIL is the designated nodal agency for export promotion of key products, like Nutraceuticals, Extracts/Botanicals, Herbs, Guar Gum, Shellac & Lac based products.

SHEFEXIL is mandated for export promotion of 8 unique panels namely Nutraceuticals, Vegetable Saps & Extracts, Plant and Plant Portions (Herbs), Guar Gum, Shellac & Lac based products, Other Vegetable materials, Fixed Vegetable Oils and Cakes & Others and Products belonging to North Eastern Region.

#### **(viii) Pharmaceuticals Export Promotion Council of India (PHARMEXCIL)**

Pharmaceuticals Export Promotion Council of India was established in 2004 under the Companies Act, 1956, keeping in mind the unique requirements of the Indian Pharmaceutical industry for export promotion. The Council has its headquarters in Hyderabad, with regional offices at Mumbai and New Delhi, and Branch Offices in Ahmedabad, Chennai and Bengaluru. There are 4562 members in the Council.

The products and services falling under the purview of Pharmexcil are Bulk Drugs and its intermediates; Formulations; Biotech & biological products; Diagnostics; Surgicals; Nutraceuticals & pharma industry related services; Collaborative Research; Contract Manufacturing; Clinical Trials & Consultancy; Pharma related services.

Apart from acting as an interface with the Government, the Council also offers professional advice to its members in areas such as patent issues, compliance with regulatory requirements, technology up-gradation, trade related help, etc. Pharmexcil also acts as a nodal agency for issue of Registration cum Membership certificates. The Council participates in important exhibitions and fairs in various countries and also organizes international conferences and buyer-seller meets in India.

#### **(ix) Services Export Promotion Council (SEPC)**

SEPC is an Export Promotion Council set up by Department of Commerce, Ministry of Commerce & Industry, for facilitating services export from India. SEPC acts as an interface between the services industry & Government of India and actively contributes in the formulation of policies of Government of India.

It organizes a large number of promotional activities both in India and abroad, such as Buyer-Seller Meets (BSM), trade

fairs/exhibitions, and India pavilion/information booths in selected exhibitions to demonstrate the capabilities of Indian services industry. SEPC members can avail the benefits of various schemes of Department of Commerce, Ministry of Commerce and Industry.

SEPC serves as a platform of interaction between the services sector industry and policy makers in the Government. Specifically, it performs the functions such as implementing an Export promotion Strategy to Promote Services Exports, Facilitating Overseas Services Enquirers and Communication and Publicity of Indian services sector.

As per DGFT public Notice No. 26/2015-20 dated 1st August 2018, details of services falling under SEPC's jurisdiction are Accounting/Auditing and Book Keeping Services, Advertising Services, Architectural Services, Consultancy Services, Distribution Services, Educational Services, Entertainment services including Audio-visual services, Environmental Services, Healthcare services, Hotel and Tourism related services, Legal Services, Maritime Transport Services, Marketing Research and Public Opinion Polling Services/Management Services, Printing & Publishing Services and Others.

#### **(x) Project Exports Promotion Council of India (PEPC)**

Project Exports Promotion Council of India (PEPC), an export promotion council set up by the Government, is an apex coordinating agency to facilitate project exports comprising of overseas projects contracted in any of the modules viz., Civil Construction Projects, Turnkey Projects, including engineering, procurement and construction (from concept to commissioning) and essentially includes civil work/ construction and all supplies specific to these turnkey projects, Process and Engineering Consultancy Services, Project construction items (excluding Steel and Cement), Construction Engineering Products (Fittings & Fixtures/ Materials), Construction Equipment's & Accessories and other Project Goods.

PEPC is an Autonomous Society under Department of Commerce, Ministry of Commerce and Industry.

PEPC, has been actively engaged in the development and promotion of project exports in major sectors of economic and industrial development such as construction of dams, hydroelectric & thermal power plants, industrial plants, utility buildings, large scale oil and natural gas pipelines, petrochemical refineries and complexes, motorways, tunnels and bridges, seaports and airports, large-scale

housing projects, high-rise buildings, hotels & tourist resorts, etc.

The value of contracts secured by PEPC members during financial year 2023-24 grew approximately 220 percent of total value of contracts secured during complete financial year 2022-23 (US\$ 4.5 billion, Rs. 37,044 crore).

The contracts were secured in Power Transmission & Distribution, Solar, Hydrocarbons, IT Infrastructure & Industrial Plant Project sectors.

The range of value of contracts secured is US\$ 0.01 million (Sugar Plant) to US\$ 2779 million (Green Ammonia, Solar, Wind Energy).

The contract basket is fairly spread in various countries with contracts being secured in Bangladesh, Iraq, Australia, Ivory Coast, Thailand, Tanzania, United Arab Emirates, America, Saudi Arabia, Oman, Malaysia, Lithuania and Maldives during FY 2023-24. The contracts have been secured in varied developmental sectors such as PT&D (Power Transmission & Distribution), Water Projects, Infrastructure, Industrial projects, Consultancy. This reflects the technical & financial maturity of Indian Project Exporters.

#### **(xi) Export Promotion Council for EOUs and SEZ Units**

Export Promotion Council for EOUs & SEZs (EPCES) has been set up by Ministry of Commerce & Industry, Government of India, in January 2003 to service the export promotional needs of EOUs & SEZs in the country. Over the years, EPCES has made an endeavor to facilitate consultations between different stakeholders including industry, policy makers, banks, financial institutions and multilateral agencies to facilitate greater competitiveness in the Indian EOUs & SEZ sector.

EPCES is the only scheme specific & Multi-product Council and represents major industrial sectors like Textiles, Garments & Yarn, Gem & Jewellery, Leather Goods, Food & Agro products, Electronics & Software, Information Technology, Pharmaceuticals & Chemicals, Engineering, Minerals, Granites & other stones, Plastic & Rubber goods etc.

EPCES has also been recognized by the Director General of Foreign Trade (DGFT), Ministry of Commerce & Industry, Government of India vide DGFT Public Notice No. 59/2002-7 dated 15th January 2003 and is registered under Societies Registration Act XXI of 1860.

The objectives of EPCES include promoting exports from

India and to earn more foreign exchange for the country, facilitating interaction between the EOUs/SEZs community and Government both at the Central and State level, providing benefits of Market Access Initiative (MAI) Scheme rendered by the Central Government to Indian Exporters for assisting their export market development efforts and collaborating with other export promotion councils/export promotion organizations in India and similar bodies in foreign countries as well as with international organizations working in the field.

#### **(xii) Indian Oilseeds & Produce Export Promotion Council (IOPEPC)**

Indian Oilseeds & Produce Export Promotion Council (IOPEPC) is concerned with the Development and export promotion of Oilseeds, Oil and Oilcakes. It was formed on 23rd June 1956. IOPEPC, erstwhile known as IOPEA, has been catering to the needs of exporters since more than six decades. Besides focusing on exports, the Council also works towards strengthening the domestic supply chain by encouraging farmers, sellers, processors, surveyors and exporters with an aim to enhance the quality of Oilseeds in India.

#### **(xiii) Gem & Jewellery Export Promotion Council (GJEPC)**

The Gem & Jewellery Export Promotion Council (GJEPC), the apex trade body of the Indian gems and jewelry industry has completed 58 years of its existence this year. It has over 10,000 members in its fold. The Gem & Jewellery sector is among India's leading foreign exchange earning sectors. Exports of gem and jewelry from India during the fiscal year 2023-24 (April-March 2024) registered a performance of US\$ 32.706 billion as compared to US\$ 37.956 billion for the same period previous year. USA, Hong Kong, UAE, Belgium & Israel are few of the major markets for G&J exports.

#### **(G) Advisory Body**

##### **Board of Trade (BOT)**

The Council for Trade Development and Promotion (CTDP) a forum responsible for regular dialogue with State Governments and UTs on International Trade was merged with the Board of Trade (BoT) an advisory body for discussion and consultation with Trade and Industry; for greater coherence in consultation process vide Notification dated 17th July 2019 and the new forum remains as Board of Trade. At present 29 non-official members, 25 ex-officio members and 39 official members including DG, DGFT as Member Secretary, MoS Commerce & Industry and

Minister in Charge of Trade and Commerce in States and UTs as Member and Hon'ble CIM as Chairperson constitute the Board of Trade.

The Board of Trade, inter alia, advises the Government on policy measures connected with the Foreign Trade Policy to achieve the objectives of boosting India's trade. It provides a platform to State Governments and UTs for articulating state-oriented perspectives on Trade Policy. It also acts as a platform for Government of India to appraise State Governments and UTs about international developments affecting India's trade. It is an important mechanism for deliberations on trade-related issues with industry bodies, associations, export promotion councils, and state and UT Governments.

Department of Commerce has regularly held stakeholder consultations with various Industry Associations and Export Promotion Councils. As part of consultation, the last Board of Trade meeting was held on 16th January 2024. The Board of Trade meeting focused on India's trade performance and strategies for growth, greater collaboration between the Central Government, State Governments, and industry associations, Free Trade Agreements and potential for new agreements, and challenges faced by exporters in various sectors including issues with e-commerce regulations, duty drawbacks, and logistics costs.

During the Board of Trade meeting, presentations were also made on a variety of subjects such as Overview of Import/Export Performance: Achieving US\$ 2 trillion Exports, State Government: State Export Performance & District as Export Hubs, Invest India's Role in Trade Promotion, Leveraging FTAs for Boosting Exports - Special Focus on Agricultural Exports, Discussion on Foreign Trade Vision, Trade Facilitation measures undertaken by Customs, GeM: Coverage and Expansion, and Intervention to Boost Pharma Exports. Ministers from states made interventions in the meeting, giving their state-specific suggestions, and also expressed their support to the central government initiatives in promoting external trade.

The meeting was attended by Various State Ministers and other senior officials of key line ministries and States, all major trade and industry bodies, Export Promotion Councils and industry associations.

#### **(H) Other Organizations**

##### **(i) Federation of Indian Export Organizations (FIEO)**

FIEO provides the crucial interface between International

Trading community of India and the Central and State Governments, Financial Institutions, Ports, Railways, Surface Transport and all engaged in Export Trade Facilitation. FIEO serves directly or indirectly the interests of over 200,000 exporters from every Industry and Services sector in the country.

FIEO is registered under the Societies Registration Act, 1860 with its Headquarters in Delhi, Regional Offices in Delhi, Mumbai, Chennai and Kolkata, and Chapters in Jaipur, Kanpur, Ludhiana, Ahmedabad, Indore, Hyderabad, Kochi, Bengaluru, Coimbatore, Vijayawada, Bhubaneswar, Ranchi and Guwahati. FIEO is ISO 9001:2015 certified and ensures uniform and quality service to its members and associates.

FIEO actively addresses exporters' concerns by liaising with relevant authorities to facilitate prompt resolution. Through diverse communication channels, FIEO offers exporters the opportunity to engage in online discussions with its experts on matters pertaining to international trade, enabling them to seek clarifications on policy issues and more.

FIEO arranges interactive sessions with policy makers, ensuring that critical trade matters are brought to the Government's attention for swift resolution. Being an integral part of various committees and task forces established by both Central and State Governments, such as the Board of Trade, Parliamentary Standing Committee, FIEO provides crucial insights on a range of trade policies.

In addition to the above, FIEO publishes many monthly and weekly bulletins, reports, articles etc. on various topics with the objective to keep the trade and industry updated on the latest happenings in the international trade sector. FIEO recognizes exporters and export facilitators and confers "Niryat Shree" and "NiryatBandhu" Awards respectively to encourage the exporters to perform better in year to year.

During the fiscal year 2023-24, FIEO orchestrated a total of 740 strategically located export promotion programs across India as well as abroad, devising strategy and streamlining the process for exporters to seamlessly market their products.

##### **(ii) Indian Diamond Institute (IDI)**

Established in 1978 under the Societies Registration Act, 1860, and the Bombay Public Trust Act, 1950, the Indian Diamond Institute (IDI) is a leading vocational education

institution focused on Diamond, Gems, and Jewellery. Sponsored by the Ministry of Commerce & Industry, Government of India, and supported by the Gem & Jewellery Export Promotion Council, IDI offers comprehensive training programs covering various aspects of the industry, including Diamond Manufacturing, Grading, Jewellery Designing, Manufacturing, and Gemology

IDI plays a pivotal role in skill enhancement, training customs officials in Gold Appraising, Rough Diamond Sorting, Diamond Grading, and upgrading the skills of employees in MSME G&J units through the Centre for Entrepreneur Development (CED), Government of Gujarat. The institute's Gemmological Laboratory conducts testing and identification of Diamonds, Gem Stones, and Jewellery, issuing quality reports. Its Diamond Grading Laboratory is authorized by the DGFT, MoC&I for certification and grading of Diamonds.

**(iii) National Centre for Trade Information (NCTI)**

The Union Cabinet in its meeting dated 30.06.2021 approved the winding up/voluntary liquidation of NCTI. Currently, NCTI is under liquidation process.

**(iv) Price Stabilization Fund Trust (PSFT)**

The Price Stabilization Fund Trust was registered on 11th September 2003 as a Public Trust under the Indian Trust Act, 1882 jointly by NABARD and Department of Commerce, Ministry of Commerce & Industry initially for a period of 10 years to implement the Price Stabilization Fund scheme launched by the Department of Commerce to alleviate the hardship faced by the growers of coffee, tea, rubber and tobacco due to continued low prices of these commodities. The Trust was re-registered for a further period of ten years beyond 11th September 2013 i.e. upto 11th September 2023. The activities of PSFT were closed on 31st March 2015.

**(v) India Brand Equity Foundation (IBEF)**

The India Brand Equity Foundation (IBEF) is a Trust established by the Department of Commerce, Ministry of Commerce and Industry, Government of India. IBEF's primary objective is to promote and create international awareness of Brand India in overseas markets and to facilitate the dissemination of knowledge about Indian products and services. Towards this objective, IBEF works closely with stakeholders across government and industry.

\* \* \* \* \*

# Chapter 2

## Global Economic and Trade Situation

## 1. GLOBAL ECONOMY

The global economy is stabilizing and is expected to grow steadily following a downfall on account of a series of shocks in the past few years. However, the growth has been slow and uneven. The path has been turbulent, beginning with pandemic-induced supply-chain disruptions followed by Russia-Ukraine conflict which led to a worldwide food and energy crises, a significant spike in inflation, and tightening of monetary policy. Given the long-term effects of the COVID-19 pandemic, Russia-Ukraine conflict, the slow rise in productivity, and the growing geoeconomic fragmentation, it is expected that the pace of expansion will continue to below by historical standards.

- As per International Monetary Fund (IMF) World Economic Outlook (WEO), April 2024, global growth is estimated at 3.2 percent in 2023 and is projected to grow at the same rate of 3.2 percent during 2024 and 2025. The projection for 2024 is slightly higher by 0.1 percentage point as compared to the January 2024

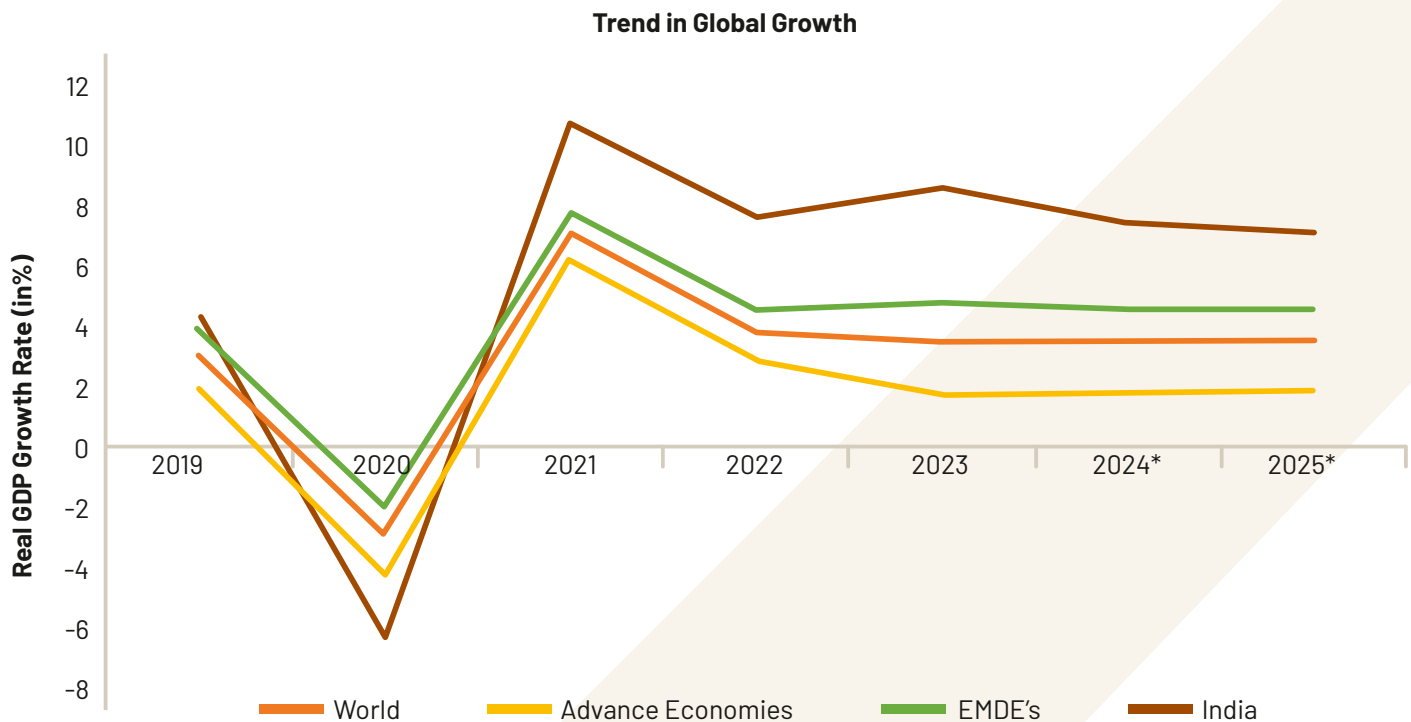
WEO Update, and higher by 0.3 percentage point as compared to the October 2023 WEO forecast. However, the projections for 2024 and 2025 are still below the historical (2000-19) annual average of 3.8 percent. The global headline and core inflation is expected to decline steadily.

- The aggregate output of the Advanced Economies (AEs) is expected to rise from 1.6 percent in 2023 to 1.7 percent in 2024 and further to 1.8 percent in 2025. The forecast is higher by 0.2 percentage point for 2024 as compared to the January 2024 WEO Update projections mainly on account of revision in the US growth rate. In contrast, the aggregate output of Emerging Market and Developing Economies (EMDEs) is expected to grow by 4.2 percent both in 2024 and 2025, as compared to 4.3 percent in 2023. The growth projections as per the World Economic Outlook of IMF are as follows:

**Global Growth Projections (%)**

	2023	Projections		Difference from January 2024 WEO Update	
		2024	2025	2024	2025
World Output	3.2	3.2	3.2	0.1	0.0
Advanced Economies	1.6	1.7	1.8	0.2	0.0
United States	2.5	2.7	1.9	0.6	0.2
Euro Area	0.4	0.8	1.5	(-)0.1	(-)0.2
Emerging Market and Developing Economies (EMDEs)	4.3	4.2	4.2	0.1	0.0
Emerging and Developing Asia	5.6	5.2	4.9	0.0	0.1
China	5.2	4.6	4.1	0.0	0.0
India	7.8	6.8	6.5	0.3	0.0

Source: IMF World Economic Outlook, April 2024



Source: IMF World Economic Outlook Database, April 2024

Note: \*Projections

## 2. GLOBAL TRADE

Global trade witnessed a more than expected slowdown in 2023 on account of the multiple challenges faced by global economy. However, it is expected to rebound in 2024 despite persistent geopolitical concerns. As per World Trade Organization (WTO), world merchandise trade volume is expected to grow 2.6 percent in 2024 and 3.3 percent in 2025, as compared to (-) 1.2 percent in 2023. The 1.2 percent decline in merchandise trade in 2023 is a significant downgrade as compared to the WTO's forecast of October 2023, which projected a growth of 0.8 percent. Global trade has displayed remarkable resilience over the past few years despite continuous shocks including COVID-19 pandemic, supply chain disruptions and the geopolitical uncertainties. The demand for trade-intensive manufactured goods was particularly affected by the lingering effects of high energy prices and inflation, but over the next two years, this is expected to improve gradually as inflationary pressures ease. There are downside risks to the forecasts on account of the geopolitical tensions and policy uncertainty.

- Trade growth has shown a varied pattern across regions/countries. On the export side, North America registered the strongest growth of 3.7 percent in 2023, followed by Africa at 3.1 percent and South America at 1.9 percent. Other regions registered modest and negative export growth, as per WTO data. In 2024, Commonwealth of Independent States (CIS) and Africa is expected to register the strongest growth of 5.3 percent, followed by North America at 3.6 percent. All other regions are expected to see positive export growth.
- On the import side, the CIS recorded the strongest import growth of 18.8 percent, followed by the Middle East (9.8%). All other regions registered negative growth in 2023. In 2024, Asia is expected to record the strongest import growth of 5.6 percent, followed by Africa (4.4%) and South America (2.7%). Other regions are expected to see modest growth except CIS where imports are expected to contract by 3.8 percent.
- Trade growth across major regions of the world as per WTO is as below:

### Merchandise Trade Volume Growth

(Annual % Change)

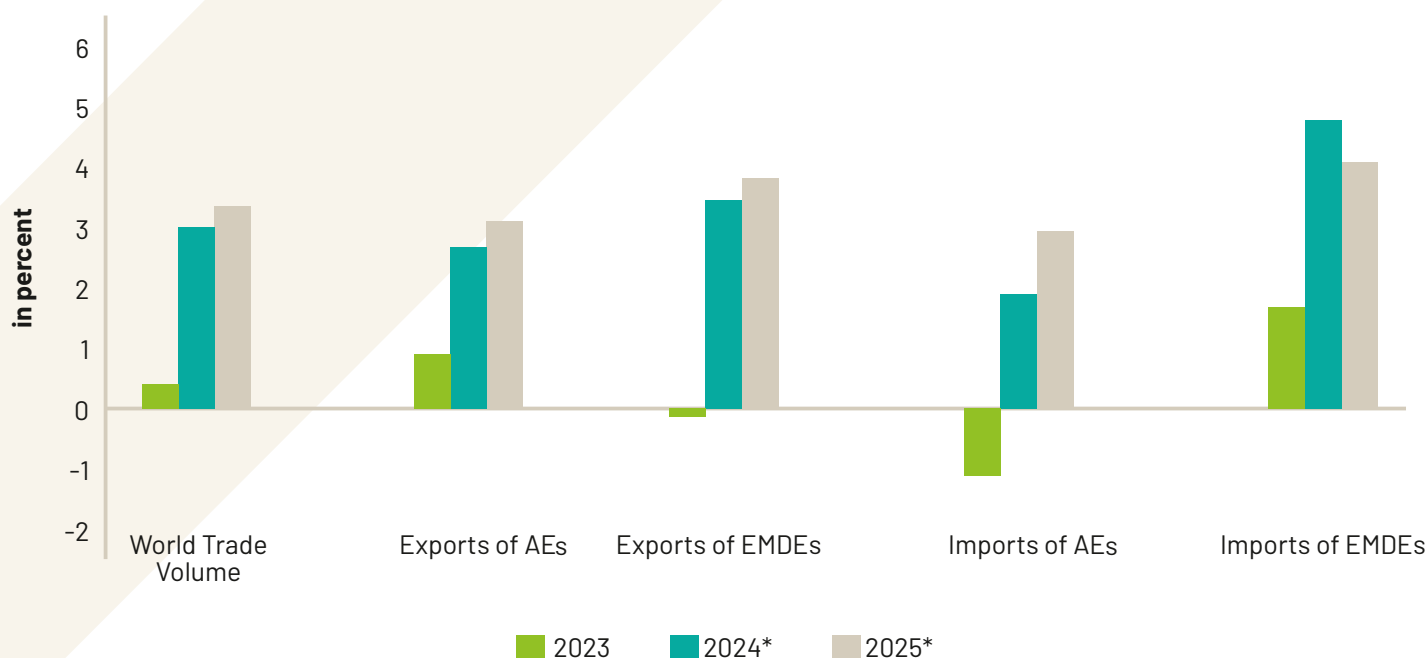
	2020	2021	2022	2023	2024*	2025*
World Merchandise Trade Volume	(-)5.0	9.6	3.0	(-)1.2	2.6	3.3
<b>Exports</b>						
North America	(-)9.2	6.4	3.8	3.7	3.6	3.7
South and Central America	(-)5.0	6.6	2.9	1.9	2.6	1.4
Europe	(-)7.7	8.1	3.7	(-)2.6	1.7	2.8
CIS	(-)1.0	(-)1.8	(-)2.1	(-)6.2	5.3	1.7
Africa	(-)7.2	4.2	(-)2.4	3.1	5.3	2.4
Middle East	(-)6.5	(-)0.8	6.6	(-)1.6	3.5	2.2
Asia	0.6	13.1	0.4	0.1	3.4	3.4
<b>Imports</b>						
North America	(-)5.2	11.9	5.7	(-)2.0	1.0	3.3
South and Central America	(-)9.6	24.8	4.2	(-)3.1	2.7	3.4
Europe	(-)7.2	8.8	6.0	(-)4.7	0.1	3.1
CIS	(-)5.4	10.3	(-)6.1	18.8	(-)3.8	2.9
Africa	(-)15.5	7.4	8.8	(-)2.4	4.4	1.6
Middle East	(-)9.7	13.8	14.1	9.8	1.2	2.1
Asia	(-)1.0	10.5	(-)0.7	(-)0.6	5.6	4.7

Source: WTO press release dated April 2024

Note: \*Projections

- As per the IMF, the growth in world trade volume (goods & services) was 0.3 percent in 2023 and is expected to increase significantly to 3.0 percent in 2024 and 3.3 percent in 2025.

### Growth in World Trade Volume (Goods & Services)



Source: IMF World Economic Outlook, April 2024

Note: \*Projections, AEs- Advanced Economies, EMDEs- Emerging Market and Developing Economies

### 3. INDIA'S TRADE VIS-À-VIS OTHER ECONOMIES

The table below compares exports (merchandise + services) growth of selected economies, namely Brazil, Canada, China, Germany, India, Japan, Korea, UK and USA since January 2023. Export growth exhibited mixed trend in all these economies as per WTO data.

#### Total Exports: Month-wise year-on-year growth (%)

Period	Brazil	Canada	China	Germany	India	Japan	Korea, Republic of	UK	USA
Jan-23	17.16	9.82	(-)13.68	6.96	12.30	(-)2.94	(-)16.08	10.71	11.56
Feb-23	(-)9.77	1.88	(-)3.35	0.79	10.16	(-)3.99	(-)7.72	9.75	7.02
Mar-23	11.40	(-)6.33	9.50	2.57	1.19	(-)3.43	(-)13.41	10.08	4.64
Apr-23	(-)5.29	(-)5.51	4.96	1.57	(-)5.12	2.97	(-)14.49	8.74	(-)2.33
May-23	10.22	(-)9.14	(-)7.51	0.80	(-)3.29	(-)0.99	(-)13.12	10.43	(-)2.19
Jun-23	(-)8.58	(-)11.58	(-)12.76	4.69	(-)10.12	(-)0.16	(-)5.95	12.34	(-)3.52
Jul-23	(-)3.12	(-)6.05	(-)14.27	6.88	(-)3.01	1.97	(-)15.24	8.86	(-)4.17
Aug-23	2.85	(-)1.00	(-)9.67	3.45	5.45	(-)3.27	(-)7.98	3.11	(-)1.51
Sep-23	1.31	1.47	(-)7.94	(-)0.48	(-)2.75	3.83	(-)4.87	2.50	0.29
Oct-23	10.86	4.63	(-)5.44	4.87	7.94	10.84	5.16	9.36	0.95
Nov-23	0.66	1.97	0.16	2.96	(-)0.10	(-)0.47	6.91	1.23	0.14
Dec-23	9.87	0.37	2.17	(-)4.64	1.25	4.80	4.55	(-)9.31	1.85
Jan-24	17.14	(-)4.03	9.26	1.59	7.02	1.13	18.26	11.76	0.15
Feb-24	14.36	5.63	5.67	(-)0.05	8.30	(-)0.36	5.99	4.81	5.83
Mar-24	(-)13.14	(-)1.64	(-)7.41	(-)5.82	(-)0.93	(-)2.40	NA	0.06	(-)0.16

Source: WTO Database

Note: Growth rate of a particular month is calculated vis-à-vis same month of the previous year

Table below compares imports (merchandise + services) growth of selected economies, namely, Brazil, Canada, China, Germany, India, Japan, Korea, UK and USA. Imports growth exhibited mixed trend in all these economies since January 2023. For India, import growth has been negative for most of the months in 2023 as per WTO data.

#### Total Imports: Month-wise year-on-year growth (%)

Period	Brazil	Canada	China	Germany	India	Japan	Korea, Republic of	UK	USA
Jan-23	3.64	13.87	(-)18.54	4.86	2.93	4.35	(-)0.13	2.96	4.29
Feb-23	(-)7.00	6.48	6.74	0.56	(-)0.48	(-)2.88	5.29	1.23	(-)0.30
Mar-23	(-)0.86	(-)3.98	1.85	(-)3.97	(-)0.75	(-)2.07	(-)3.88	(-)4.75	(-)9.11
Apr-23	(-)7.03	(-)6.64	(-)5.15	(-)5.25	(-)13.03	(-)5.46	(-)11.86	(-)1.03	(-)6.97
May-23	(-)10.52	0.71	(-)1.09	(-)3.00	(-)4.36	(-)10.01	(-)11.13	7.83	(-)6.76
Jun-23	(-)16.82	(-)2.87	(-)4.27	(-)1.72	(-)14.17	(-)11.12	(-)8.50	4.18	(-)9.10
Jul-23	(-)14.71	(-)3.94	(-)8.58	(-)1.06	(-)13.62	(-)11.66	(-)20.06	8.14	(-)5.73
Aug-23	(-)17.80	(-)3.66	(-)2.89	(-)6.32	0.31	(-)19.46	(-)19.97	1.50	(-)6.33
Sep-23	(-)17.38	(-)1.42	(-)3.41	(-)8.14	(-)13.28	(-)13.85	(-)12.02	4.73	(-)5.02
Oct-23	(-)10.39	(-)0.43	7.01	(-)1.04	7.63	(-)10.70	(-)5.61	12.15	(-)2.12
Nov-23	(-)7.15	0.10	2.81	(-)3.47	(-)5.86	(-)11.61	(-)6.94	6.54	(-)0.70
Dec-23	(-)6.87	1.93	5.08	(-)9.03	(-)6.38	(-)8.04	(-)8.58	(-)1.14	(-)2.03
Jan-24	4.72	(-)1.50	18.31	(-)3.58	0.66	(-)16.60	(-)5.09	0.10	(-)0.31
Feb-24	9.05	6.13	(-)4.96	(-)4.02	9.92	(-)7.25	(-)9.77	(-)0.46	5.13
Mar-24	(-)2.44	0.32	(-)0.95	(-)6.52	(-)5.17	(-)12.02	NA	(-)2.74	(-)0.27

Source: WTO Database

Note: Growth rate of a particular month is calculated vis-à-vis same month of the previous year

# Chapter 3

## Trends in India's Foreign Trade

## 1. OVERVIEW

- Despite persistent global challenges, overall exports (merchandise + services) surpassed the highest record of 2022-23. India's overall exports reached US\$ 778.21 billion in 2023-24 as against US\$ 776.40 billion in 2022-23, registering a positive growth of 0.23 percent.
- Overall imports were US\$ 853.77 billion in 2023-24 as compared to US\$ 898.01 billion in 2022-23, exhibiting a negative growth of (-)4.93 percent.
- Trends in overall trade in the last ten years are given below:

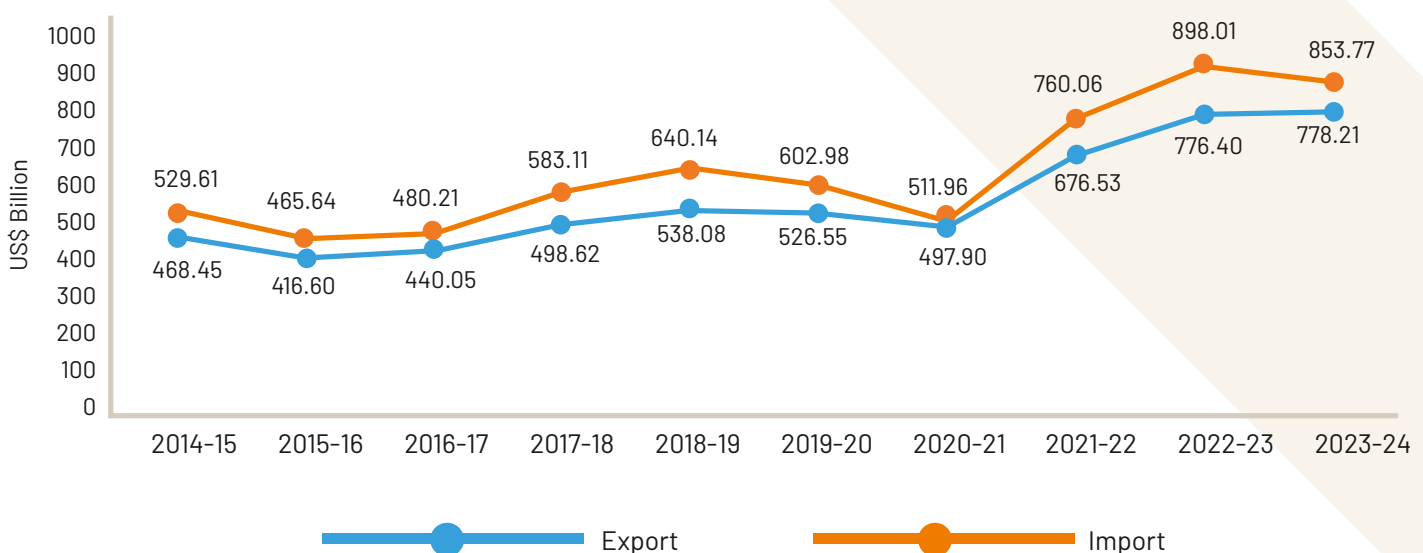
### Overall Trade

(Values in US\$ billion)

S. No	Year	Exports	Growth%	Imports	Growth%
1	2014-15	468.45	0.48	529.61	0.13
2	2015-16	416.60	(-)11.07	465.64	(-)12.08
3	2016-17	440.05	5.63	480.21	3.13
4	2017-18	498.62	13.31	583.11	21.43
5	2018-19	538.08	7.91	640.14	9.78
6	2019-20	526.55	(-)2.14	602.98	(-)5.80
7	2020-21	497.90	(-)5.44	511.96	(-)15.09
8	2021-22	676.53	35.88	760.06	48.46
9	2022-23	776.40	14.76	898.01	18.15
10	2023-24 (P)	778.21	0.23	853.77	(-)4.93

Source: DGCI&S and RBI, P stands for provisional

### India's Overall (Merchandise & Services) Trade in last 10 years



Source: DGCI&S and RBI

## 2. INDIA'S MERCHANDISE TRADE

- The ongoing geopolitical headwinds have impacted India's merchandise exports in 2023-24 resulting in a slight decline of (-) 3.10 percent in exports to US\$ 437.10 billion from the previous year's high of US\$ 451.07 billion. However, the non-petroleum and non-gems & jewellery exports have shown resilience and escalated from US\$ 315.64 billion in 2022-23 to US\$ 320.23 billion in 2023-24, which is a positive growth of 1.45 percent.
- Merchandise imports also declined from US\$ 715.97 billion in 2022-23 to US\$ 675.45 billion in 2023-24, registering a negative growth of (-)5.66 percent.
- Trends in merchandise trade in the last ten years are given in the table below.

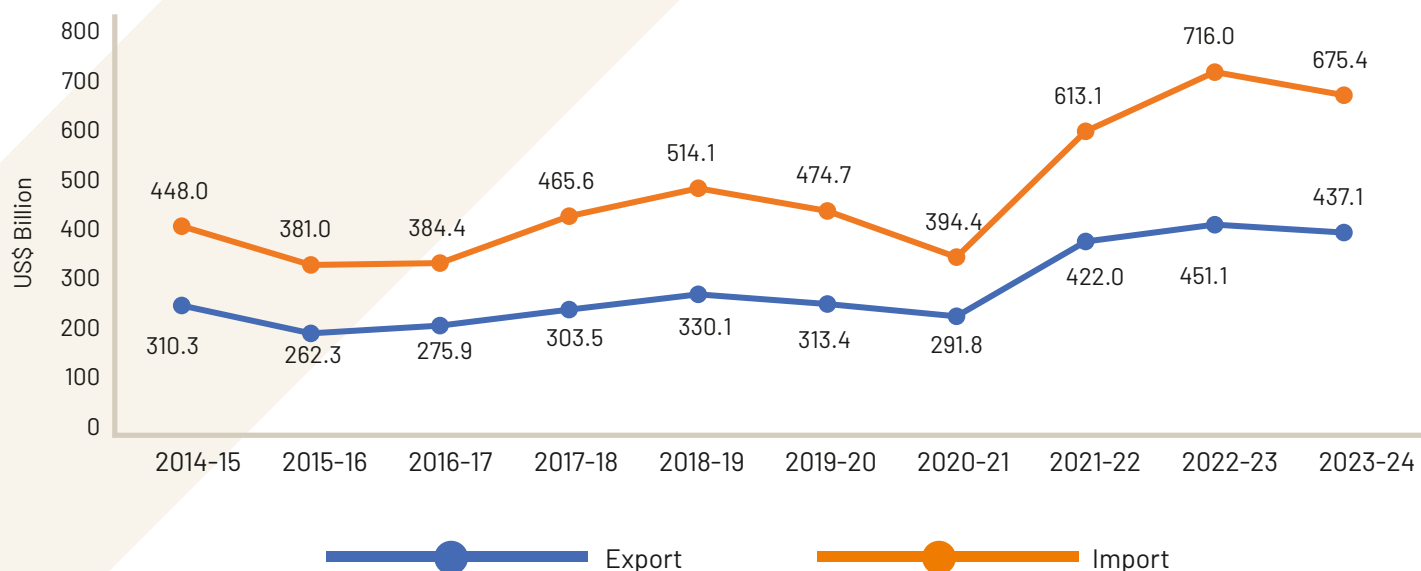
### Merchandise Trade

(Values in US\$ billion)

S. No	Year	Exports	Growth%	Imports	Growth%
1	2014-15	310.34	(-)1.29	448.03	(-)0.48
2	2015-16	262.29	(-)15.48	381.01	(-)14.96
3	2016-17	275.85	5.17	384.36	0.88
4	2017-18	303.53	10.03	465.58	21.13
5	2018-19	330.08	8.75	514.08	10.42
6	2019-20	313.36	(-)5.06	474.71	(-)7.66
7	2020-21	291.81	(-)6.88	394.44	(-)16.91
8	2021-22	422.00	44.62	613.05	55.43
9	2022-23	451.07	6.89	715.97	16.79
10	2023-24 (P)	437.10	(-)3.10	675.45	(-)5.66

Source: DGCI&S, P stands for provisional

### India's Merchandise Trade in last 10 years

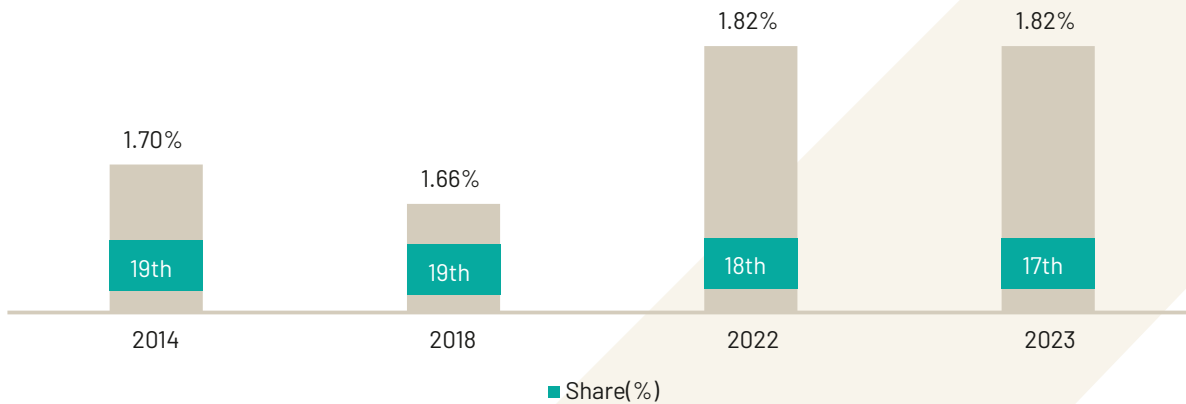


Source: DGCI&S

- The share of India in global merchandise exports increased from 1.70 percent in 2014 to 1.82 percent in 2023. During the same time period, India's ranking

among global merchandise exporters climbed from 19th to 17th place.

### India's Rank and Share in World Merchandise Exports



Source: WTO database

### 3. INDIA'S SERVICES TRADE

- Services exports continued to grow reaching US\$ 341.11 billion in 2023-24, with a growth rate of 4.85 percent compared to US\$ 325.33 billion in 2022-23.

- Services imports were recorded at US\$ 178.32 billion in 2023-24 as compared to US\$ 182.05 billion in 2022-23, a decline of (-)2.04 percent.
- Trends in services trade in the last ten years are given in the table below:

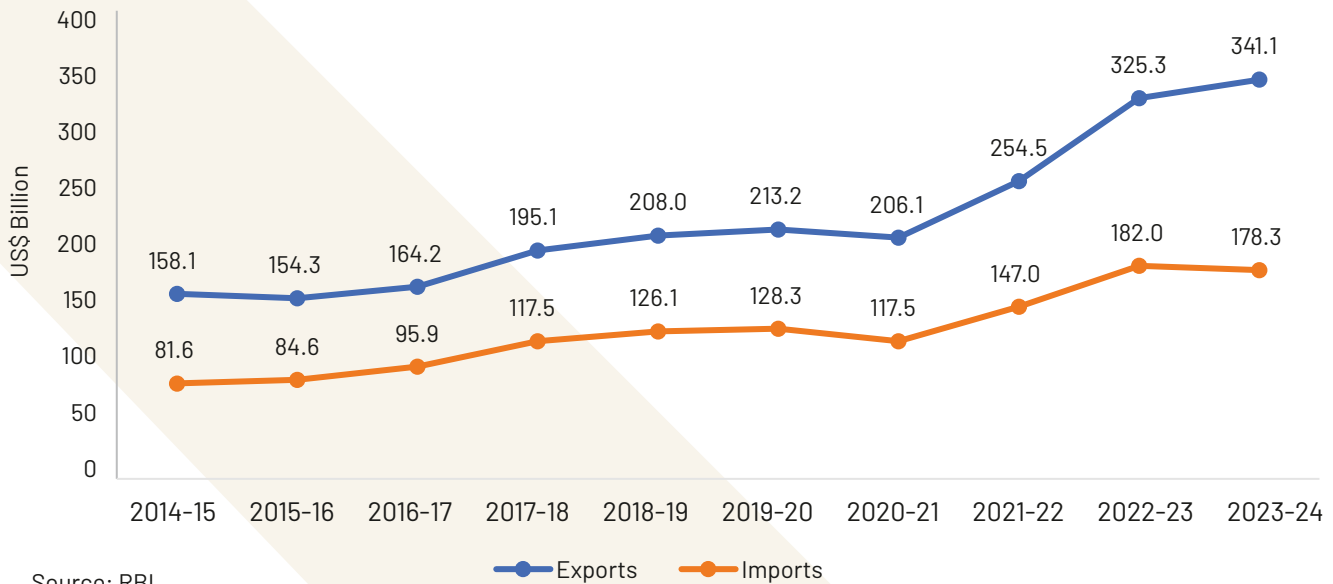
### Services Trade

(Values in US\$ billion)

S.no	Year	Exports	Growth%	Imports	Growth %
1	2014-15	158.11	4.15	81.58	3.59
2	2015-16	154.31	(-)2.40	84.63	3.75
3	2016-17	164.20	6.41	95.85	13.25
4	2017-18	195.09	18.81	117.53	22.61
5	2018-19	208.00	6.62	126.06	7.26
6	2019-20	213.19	2.50	128.27	1.75
7	2020-21	206.09	(-)3.33	117.52	(-)8.38
8	2021-22	254.53	23.50	147.01	25.09
9	2022-23	325.33	27.82	182.05	23.83
10	2023-24 (P)	341.11	4.85	178.32	(-)2.04

Source: RBI, P stands for provisional

### India's Services Trade in last 10 years

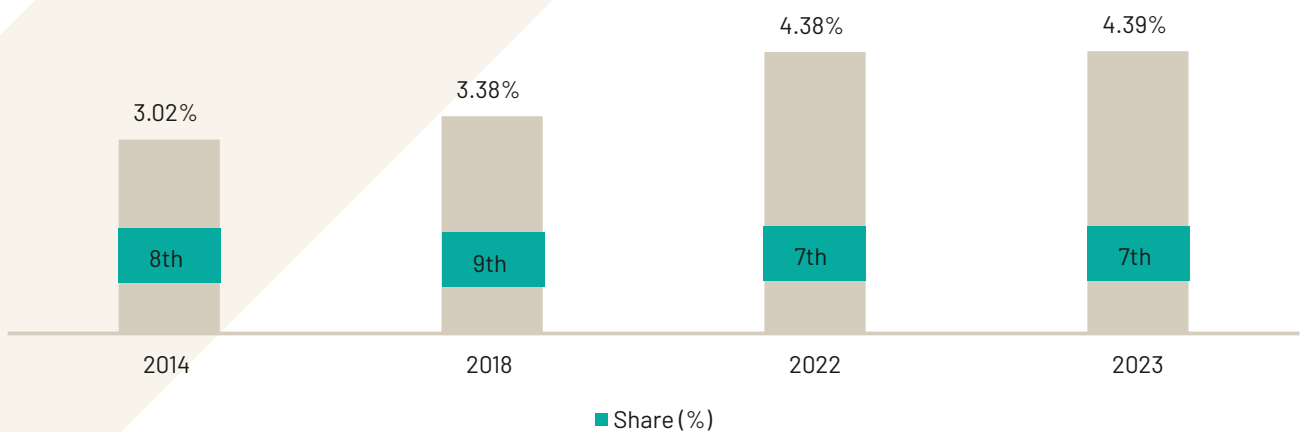


Source: RBI

India's services exports have experienced a phenomenal trajectory in commercial exports over the years in the global market. From 2014 to 2023, India's services exports surged from US\$ 156.61 billion in 2014 to US\$ 343.90 billion in 2023, showcasing an

impressive Compound Annual Growth Rate (CAGR) of 9.13 percent. During the same period, India's rank has improved from 8th to 7th, maintaining its position as a key player among global competitors.

### India's Rank and Share in World Commercial Services Exports



Source: WTO database

#### 4. TRADE BALANCE

- Overall trade deficit decreased from US\$ 121.62 billion in 2022-23 to US\$ 75.56 billion in FY 2023-24 registering an improvement of 37.86 percent.
- Merchandise trade deficit has narrowed down from US\$ 264.90 billion in 2022-23 to US\$ 238.35 billion in 2023-24.
- A surplus of US\$ 162.78 billion was recorded in services trade for 2023-24, which is higher than the trade surplus of US\$ 143.28 billion in 2022-23.

#### Trade Balance

(Values in US\$ billion)

S.No	Year	Overall Trade Balance	Merchandise Trade Balance	Services Trade Balance
1	2014-15	(-) 61.17	(-) 137.69	76.53
2	2015-16	(-) 49.04	(-) 118.72	69.68
3	2016-17	(-) 40.16	(-) 108.50	68.34
4	2017-18	(-) 84.49	(-) 162.05	77.56
5	2018-19	(-) 102.06	(-) 184.00	81.94
6	2019-20	(-) 76.43	(-) 161.35	84.92
7	2020-21	(-) 14.06	(-) 102.63	88.57
8	2021-22	(-) 83.53	(-) 191.05	107.52
9	2022-23	(-) 121.62	(-) 264.90	143.28
10	2023-24 (P)	(-) 75.56	(-) 238.35	162.78

Source: DGCI&S and RBI, P stands for provisional

#### 5. MAJOR COMMODITIES OF EXPORT AND IMPORT

##### Exports of Top 10 Principal Commodities in 2023-24 (P)

(Values in US\$ billion)

S. No.	Principal Commodity	2022-23	2023-24 (P)	Growth (%)	Share (%)
1	Petroleum Products	97.47	84.16	(-) 13.66	19.25
2	Drug Formulations, Biologicals	19.46	21.71	11.59	4.97
3	Pearl, Precious, Semi-precious Stones	25.23	18.93	(-) 24.99	4.33
4	Telecom Instruments	12.85	17.26	34.32	3.95
5	Gold and other Precious Metal Jewellery	12.35	13.31	7.74	3.05
6	Electric Machinery and Equipment	10.96	12.37	12.85	2.83
7	Iron and Steel	13.40	11.86	(-) 11.48	2.71
8	Products of Iron and Steel	9.77	9.89	1.27	2.26
9	Residual Chemical and Allied Products	7.83	8.91	13.75	2.04
10	Motor Vehicle/Cars	8.72	8.25	(-) 5.32	1.89
	Total Exports	451.07	437.10	(-) 3.1	100

Source: DGCI&S, P stands for provisional

### Imports of Top 10 Principal Commodities in 2023-24 (P)

(Values in US\$ billion)

S. No.	Principal Commodity	2022-23	2023-24 (P)	Growth (%)	Share (%)
1	Petroleum: Crude	162.21	139.86	(-)13.78	20.71
2	Gold	35.02	45.54	30.06	6.74
3	Petroleum Products	47.21	39.76	(-)15.78	5.89
4	Coal, Coke and Briquettes etc.	49.74	38.89	(-)21.81	5.76
5	Electronics Components	25.13	34.36	36.77	5.09
6	Pearl, Precious, Semi-precious Stones	30.70	23.83	(-)22.37	3.53
7	Iron and Steel	17.72	18.65	5.25	2.76
8	Telecom Instruments	16.38	18.46	12.69	2.73
9	Industrial Machinery for Dairy etc.	15.08	16.50	9.4	2.44
10	Plastic Raw Materials	17.88	16.47	(-)7.89	2.44
	Total Imports	715.97	675.45	(-)5.66	100

Source: DGCI&S, P stands for provisional

## 6. MAJOR EXPORT DESTINATIONS AND IMPORT SOURCES

### Top 10 Export Destinations of India in 2023-24 (P)

(Values in US\$ billion)

S. No	Country	2022-23	2023-24 (P)	Growth (%)	Share (%)
1	U S A	78.55	77.52	(-)1.31	17.74
2	U A E	31.61	35.63	12.71	8.15
3	Netherland	21.62	22.37	3.46	5.12
4	China	15.33	16.67	8.70	3.81
5	Singapore	11.99	14.41	20.19	3.30
6	U K	11.46	12.98	13.30	2.97
7	Saudi Arab	10.73	11.56	7.78	2.65
8	Bangladesh	12.22	11.06	(-)9.50	2.53
9	Germany	10.14	9.84	(-)2.91	2.25
10	Italy	8.69	8.77	0.86	2.01
	Total Exports	451.07	437.10	(-)3.10	100

Source: DGCI&S, P stands for provisional

### Top 10 Import Sources of India in 2023-24 (P)

(Values in US\$ billion)

S. No	Country	2022-23	2023-24 (P)	Growth (%)	Share (%)
1	China	98.51	101.75	3.29	15.06
2	Russia	46.21	61.44	32.95	9.10
3	U A E	53.23	48.02	(-)9.80	7.11
4	U S A	50.86	40.78	(-)19.83	6.04
5	Saudi Arab	42.04	31.81	(-)24.33	4.71
6	Iraq	34.39	30.00	(-)12.74	4.44
7	Indonesia	28.82	23.41	(-)18.77	3.47
8	Switzerland	15.79	21.24	34.48	3.14
9	Singapore	23.60	21.20	(-)10.15	3.14
10	Korea RP	21.23	21.14	(-)0.43	3.13
	Total imports	715.97	675.45	(-)5.66	100

Source: DGCI&S, P stands for provisional

## 7. TRENDS IN REGIONAL EXPORTS

Over the period from FY 2015 to FY 2024, there has been a noticeable shift in India's regional exports. The export

shift across different regions is shown in the following table.

### Region-wise Exports

(Values in US\$ billion)

Region	2014-15	2018-19	2022-23	2023-24 (P)	Share in 2014-15	Share in 2023-24
NAFTA	47.52	59.12	87.85	86.69	15.31	19.83
EU	40.18	47.87	74.85	75.94	12.95	17.37
East Asia (Oceania)	3.22	4.03	7.71	8.69	1.04	1.99
West Africa	6.98	7.70	17.73	12.88	2.25	2.95
Southern African Customs Union (SACU)	5.53	4.38	8.92	9.30	1.78	2.13
Other CIS Countries	2.79	3.02	3.76	4.88	0.90	1.12
Other European Countries	14.86	14.97	21.57	21.00	4.79	4.80
European Free Trade Association (EFTA)	1.35	1.53	1.93	1.94	0.44	0.44
CARs Countries	0.60	0.44	0.91	0.74	0.19	0.17
Central Africa	1.25	1.34	1.57	1.49	0.40	0.34
North Africa	5.71	5.89	8.35	7.21	1.84	1.65
Other South African Countries	3.21	1.86	3.57	3.09	1.04	0.71
Latin America	11.53	9.74	17.71	14.50	3.71	3.32
East Africa	10.15	7.38	11.07	11.40	3.27	2.61
South Asia	20.48	25.35	28.03	25.60	6.60	5.86
ASEAN	31.81	37.48	44.00	41.21	10.25	9.43
Other West Asia	11.19	10.76	16.46	11.85	3.60	2.71
West Asia-GCC	49.30	41.62	51.31	56.33	15.88	12.89
NE Asia	37.82	41.98	40.02	38.36	12.19	8.78
India's Total	310.34	330.08	451.07	437.10	100.00	100.00

Source: DGCI&S, P stands for provisional

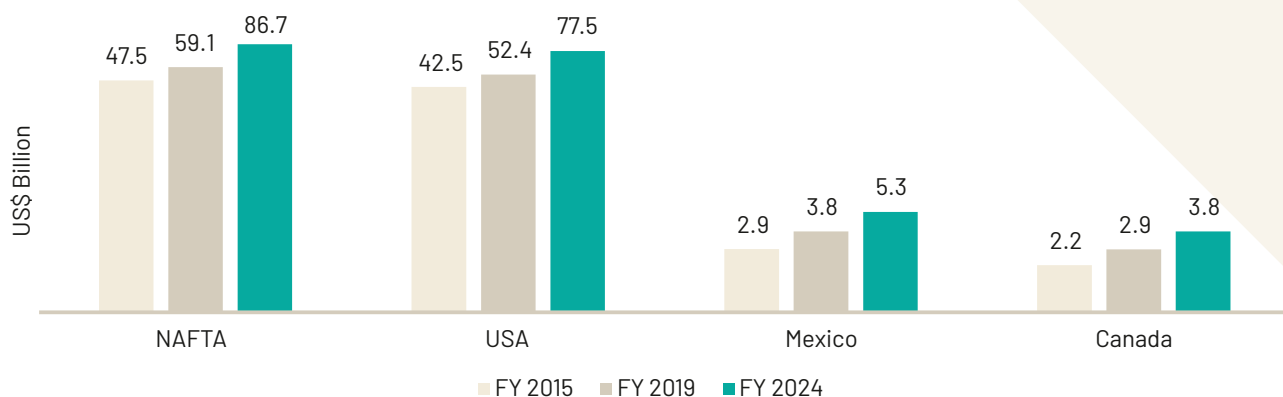
The top five regions, where significant increase in export share observed between FY 2015 and FY 2024, are discussed below in detail:

### (A) NAFTA

Between FY 2015 and FY 2024, there was a considerable increase in India's integration with NAFTA countries, particularly the United States. The export share going to

NAFTA has climbed from 15.31 percent in FY 2015 to 19.83 percent in FY 2024, with export values rising from US\$ 47.52 billion to US\$ 86.69 billion during the same period. The USA is the biggest driver of India's exports to this region, with its share increasing from 13.68 percent to 17.74 percent in India's exports during this period.

### Exports to NAFTA



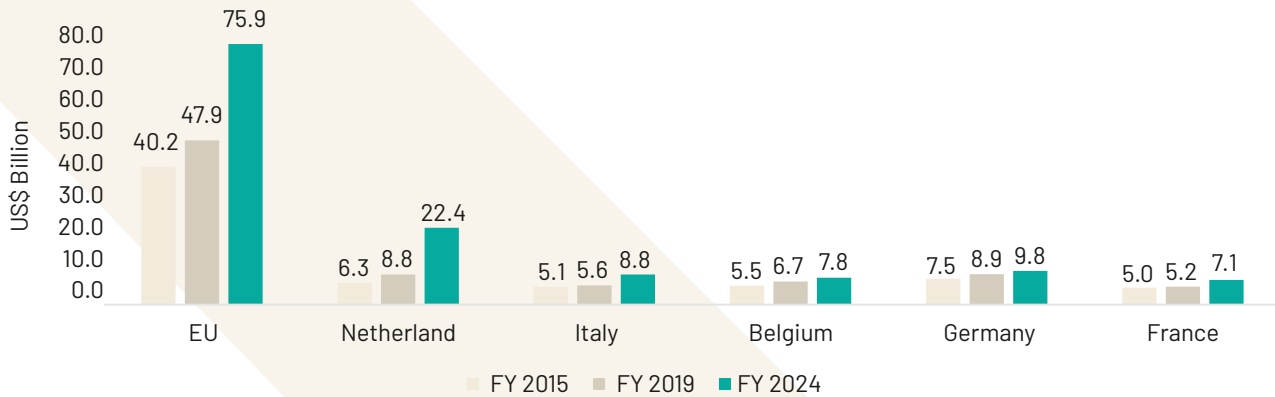
Source: DGCI&S

**(B) European Union**

European Union's share in India's exports has increased significantly, from 12.95 percent in FY 2015 to 17.37 percent in FY 2024. In terms of value, India's exports to the EU rose from US\$ 40.2 billion to US\$ 75.9 billion. When looking at specific nations, India's export share to the Netherlands

has climbed from 2 percent to 5.1 percent, showing a stronger trading partnership with this EU member. India's export share to Italy increased marginally from 1.6 percent to 2 percent during the same reference period. However, the export shares of other countries have remained relatively unchanged.

**Exports to European Union**



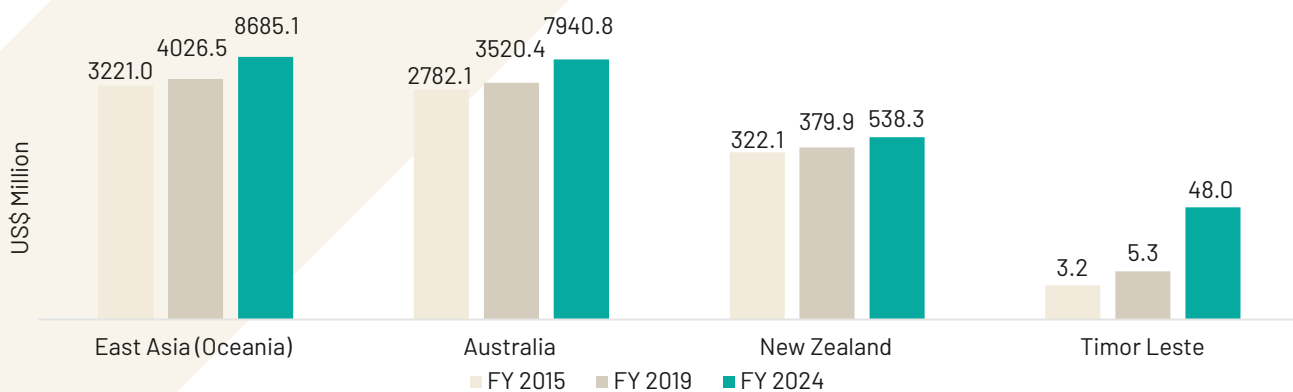
Source: DGCI&S

**(C) East Asia (Oceania)**

India's exports to East Asia surged significantly during the last decade, from US\$ 3.22 billion in FY 2015 to US\$ 8.69 billion in FY 2024. East Asia's export share in India's exports

increased from 1.04 percent to 1.99 percent between FY 2015 and FY 2024. Australia, New Zealand, and Timor-Leste are the main drivers of this increase in this region. The following graph depicts the export growth in East Asia and its driving countries during the last decade.

**Exports to East Asia (Oceania)**



Source: DGCI&S

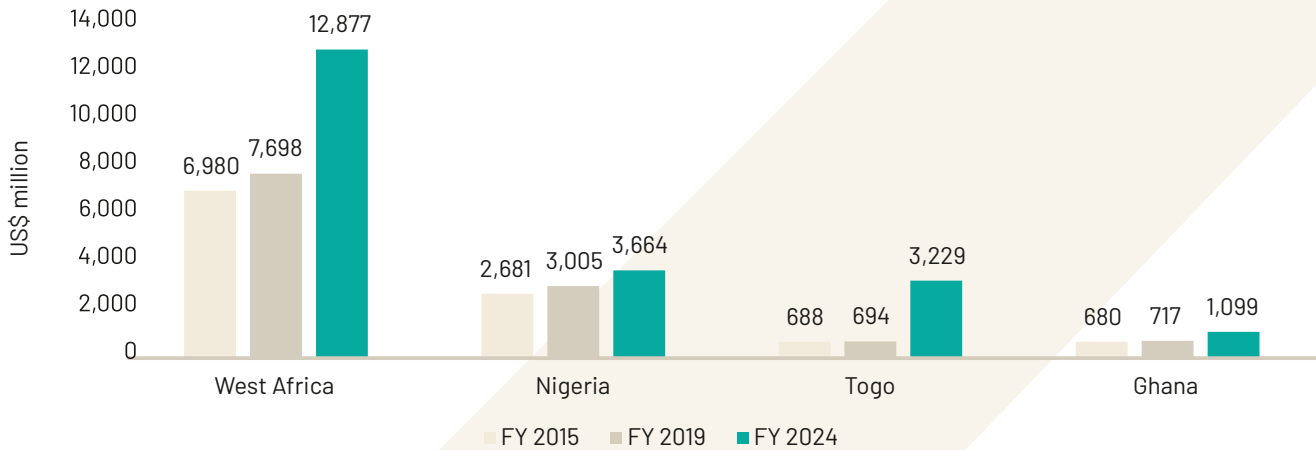
It is interesting to note that, the export growth in Timor Leste was highest, at a rate of 1382.1 percent between FY 2015 and FY 2024.

**(D) West Africa**

Between FY 2015 and FY 2024, India's integration with West African countries, particularly Nigeria and Togo, increased significantly. The export share of West Africa in India's exports has climbed from 2.25 percent in FY 2015 to 2.95 percent in FY 2024, with export values rising from US\$ 6.98

percent in FY 2024, with export values rising from US\$ 6.98 billion to US\$ 12.88 billion in the same period. Nigeria, Togo, and Ghana are the primary countries pushing India's exports to this region. Togo experienced the greatest gain in export share, from 9.9 percent in FY 2015 to 25 percent in FY 2024.

**Exports to West Africa**



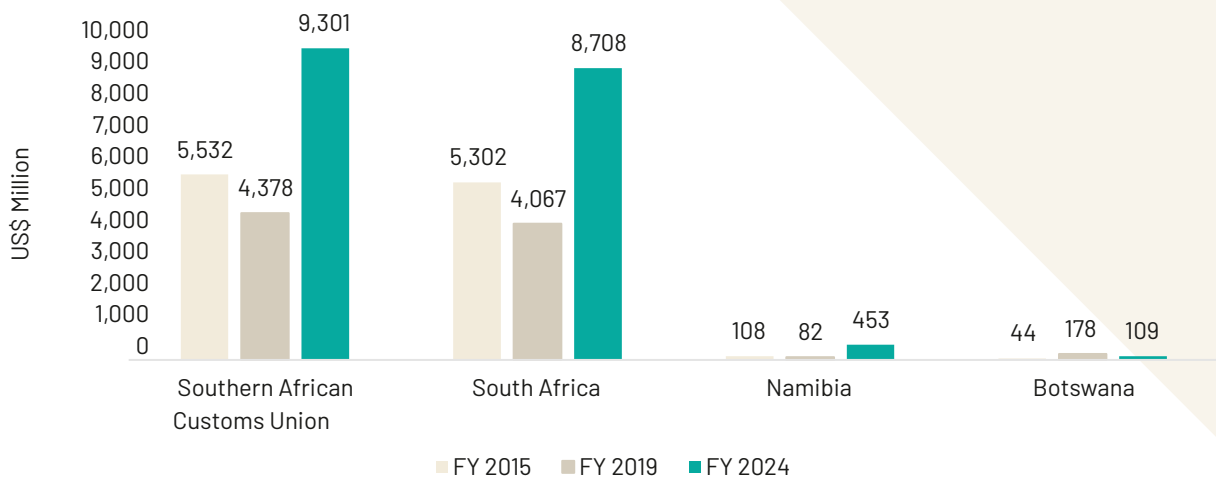
Source: DGCI&S

**(E) Southern African Customs Union (SACU)**

Between FY 2015 and FY 2024, India's integration with West African countries, particularly Nigeria and Togo, increased significantly. The export share of West Africa in India's exports has climbed from 2.25 percent in FY 2015 to 2.95 percent in FY 2024, with export values rising from US\$ 6.98

billion to US\$ 12.88 billion in the same period. Nigeria, Togo, and Ghana are the primary countries pushing India's exports to this region. Togo experienced the greatest gain in export share, from 9.9 percent in FY 2015 to 25 percent in FY 2024.

**Exports to SACU**



Source: DGCI&S

## 8. COMMODITIES COMPOSITION IN INDIA'S EXPORT BASKET

From 2014-15 to 2023-24, India's exports grew significantly, with Electronic Goods leading the way in terms of share followed by Organic & Inorganic Chemicals, Engineering

Goods, Drugs & Pharmaceuticals and Petroleum Products. The share of Electronic Goods in India's merchandise exports increased by 4.65 percent (from 2.02 percent in 2014-15 to 6.66 percent in 2023-24). The export shift across different QE commodities is shown in the following table.

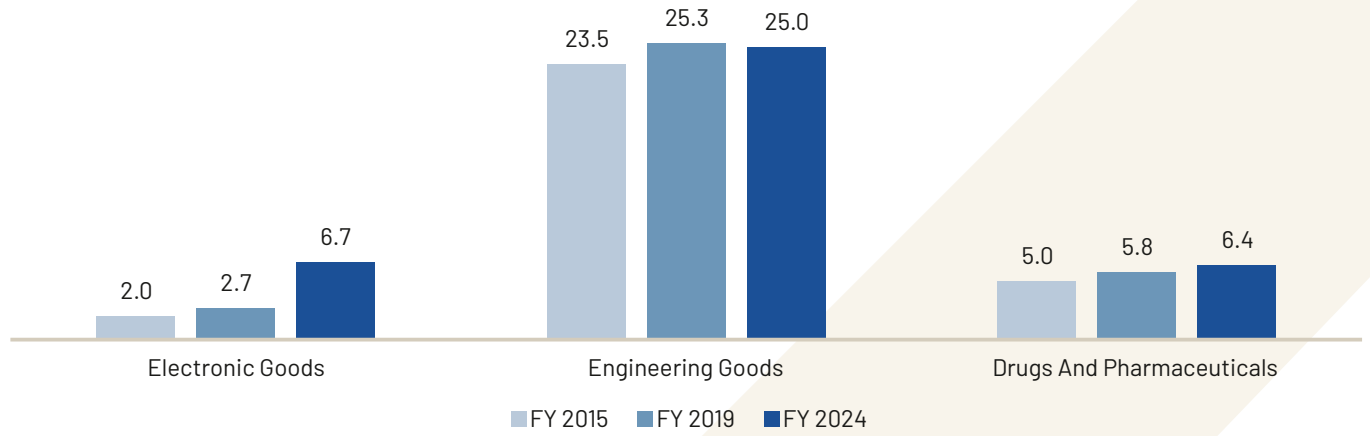
### QE Commodity-wise Exports

(Values in US\$ billion)

QE Commodities	2014-15	2018-19	2022-23	2023-24 (P)	Share in 2014-15	Share in 2023-24
Electronic Goods	6.3	8.8	23.6	29.1	2.02	6.66
Organic & Inorganic Chemicals	14.4	22.4	30.3	29.4	4.65	6.72
Engineering Goods	73.1	83.6	107.0	109.3	23.55	25.01
Drugs & Pharmaceuticals	15.4	19.1	25.4	27.8	4.97	6.37
Petroleum Products	56.8	46.6	97.5	84.2	18.30	19.25
Iron Ore	0.52	1.32	1.80	3.91	0.17	0.90
Ceramic Products & Glassware	1.64	2.65	3.74	4.28	0.53	0.98
Cereal Preparations & Miscellaneous Processed Item	1.26	1.56	2.62	2.85	0.41	0.65
Spices	2.43	3.32	3.79	4.25	0.78	0.97
Fruits & Vegetables	2.15	2.54	3.21	3.66	0.69	0.84
Coffee	0.81	0.82	1.15	1.29	0.26	0.29
Tobacco	0.96	0.98	1.21	1.45	0.31	0.33
Plastic And Linoleum	5.75	8.61	8.37	8.09	1.85	1.85
Jute Mfg. Including Floor Covering	0.30	0.32	0.44	0.34	0.10	0.08
Tea	0.68	0.83	0.82	0.83	0.22	0.19
Handicrafts Excl. Hand Made Carpet	1.38	1.84	1.69	1.80	0.44	0.41
Oil Meals	1.32	1.51	1.60	1.71	0.43	0.39
Others	17.46	18.71	29.39	24.24	5.63	5.55
Marine Products	5.51	6.80	8.08	7.37	1.78	1.69
Carpet	1.36	1.48	1.37	1.40	0.44	0.32
Rice	7.85	7.75	11.14	10.42	2.53	2.38
Other Cereals	0.87	0.35	1.19	0.52	0.28	0.12
Mica, Coal & Other Ores, Minerals Including Process	3.90	4.25	5.16	4.68	1.26	1.07
Cashew	0.91	0.65	0.36	0.34	0.29	0.08
Oil Seeds	1.74	1.16	1.34	1.44	0.56	0.33
Man-Made Yarn/Fabs./ Madeups etc.	5.28	4.98	4.95	4.68	1.70	1.07
Meat, Dairy & Poultry Products	5.39	4.36	4.03	4.53	1.74	1.04
Cotton Yarn/Fabs./Madeups, Handloom Products etc.	10.77	11.22	10.95	11.68	3.47	2.67
Leather and Leather Manufactures	6.03	5.14	4.75	4.28	1.94	0.98
Rmg of all Textiles	16.83	16.14	16.19	14.53	5.42	3.32
Gems & Jewellery	41.27	40.25	37.96	32.71	13.30	7.48
India's Total Exports	310.35	330.08	451.07	437.10	100.00	100.00

Source: DGCI&S, P stands for provisional

### Share of QE commodities with significant increase in share in India's total exports over the years (%)



Source: DGCI&S

\* \* \* \* \*

# Chapter 4

## Foreign Trade Policy and Major Schemes

## 1. INTRODUCTION

The Foreign Trade Policy (FTP) for the period 2015-20 was replaced by a new Foreign Trade Policy in 2023. The new Foreign Trade Policy came into effect on 1st April 2023, following extensive discussions and consideration of suggestions received from Export Promotion Councils, leading exporters, and industry bodies, given the prevailing volatile global economic and geopolitical scenarios. The Foreign Trade Policy 2023 continues time-tested WTO compatible schemes that facilitate exports and is designed to be nimble and responsive to trade needs.

The policy includes the Foreign Trade Policy, Handbook of Procedures, Appendices, and Aayat-Niryat forms etc. While the FTP sets out the policies and schemes for

imports and exports, the Handbook of Procedures outlines the procedures to be followed by exporters, importers, licensing/regional authorities, or any relevant authority for implementing the provisions of the Foreign Trade Policy.

India has graduated from the list of Annex VII (b) of the WTO's Subsidies and Countervailing Measures Agreement, therefore, now the thrust in the new FTP 2023 is towards WTO compatible initiatives and schemes for creating an enabling ecosystem that supports the philosophy of "Atmanirbhar Bharat" (self-reliant India) and promotes local products globally. FTP 2023 also emphasizes the need for collaborative partnerships with State Governments to promote exports at the District level through awareness campaigns, capacity building, outreach programs, and infrastructure upgrades.



Release of FTP-2023

## 2. FOREIGN TRADE POLICY OBJECTIVE

Various initiatives undertaken by the Directorate General of Foreign Trade (DGFT) and the Department of Commerce to boost exports from India are guided by the ideals, principles, and policies articulated by the Hon'ble Prime Minister of India. These initiatives include opening new sectors for Foreign Direct Investment (FDI), improving the business environment, removing regulatory barriers, recognizing startups, and introducing schemes like the Production Linked Incentive Scheme to enhance production, attract investments, and create jobs.

The aim of the new FTP 2023 initiatives is to establish a predictable and equitable environment, promote best and sustainable trade practices, achieve deeper, wider, and more value-added penetration into global markets, enhance efficiency and ease of doing business by reducing transaction costs, and integrate India into the global value chains. The Government intends to introduce ground breaking reforms to strengthen relations with different countries, setting a robust foundation to achieve its strategic vision of becoming a global export hub.

FTP 2023 is dynamic and evolutionary and has been formulated based on WTO rules looking at the needs of the trade and industry. Efforts have been made to streamline the closure/regularization of old pending cases under Amnesty.

FTP 2023 focuses on process re-engineering and automation to facilitate ease of doing business for exporters. It also prioritizes emerging areas such as dual-use high-end technology items under the Special Chemicals, Organisms, Materials, Equipment, and Technologies (SCOMET) category, collaboration with States and Districts for export promotion, and facilitating e-commerce exports.

## 3. MAJOR SCHEMES

### (A) Remission of Duties and Taxes on Exported Products (RoDTEP)

- Scheme for Remission of Duties and Taxes on

Exported Products (RoDTEP) creates a mechanism for reimbursement of taxes/ duties/ levies, which are currently not being refunded under any other mechanism, at the central, state and local level, but which are incurred in the process of manufacture and distribution of exported products. Major component of such taxes is electricity duty and VAT on fuels used in transportation/ distribution.

- The RoDTEP Scheme is being implemented by the Central Board of Indirect Taxes and Customs (CBIC), Department of Revenue in an end-to-end IT environment.
- The schedule of eligible export items under RoDTEP is notified under Appendix 4R which contains 10,608 eligible export items (HS lines at 8-digit level) and their corresponding rates of remission.
- RoDTEP scheme operates under a budgetary framework and Rs. 15,070 crore have been allocated for implementing the scheme in FY 2023-24. Under RoDTEP scheme, from 1st April 2021 till 31st March 2024, the benefit of Rs. 42,036 crore has been granted to the exporters.

### (B) Merchandise Exports from India Scheme (MEIS) and Service Exports from India Scheme (SEIS)

- Merchandise Exports from India Scheme (MEIS) for export of specified goods to specified markets and Service Exports from India Scheme (SEIS) for increasing exports of notified services were introduced under Foreign Trade Policy 2015-20.
- The following table shows the details of issuance of scrips under MEIS and SEIS along with value of scrips and FOB value of exports during 2021-22, 2022-23 and April-March 2023-24:

(Value in Rs. crore)

Export Promotion Schemes		2021-22	2022-23	2023-24
Merchandise Exports from India Scheme (MEIS)	Number of Scrips	186004	16,509	1,121
	Value of Scrips	20976.05	1,201.19	123.55
Service Exports from India Scheme (SEIS)	Number of Scrips	4782	3,382	2,247
	Value of Scrips	2299	2,600.52	1,252.93

Note: These schemes have been abolished and only old pending claims have been settled.

### (C) Other Export Promotion Schemes under earlier Foreign Trade Policies

- Scrips are also issued under various schemes viz. (i) Focus Product Scheme (FPS), (ii) Focus Market Scheme (FMS), (iii) Vishesh Krishi and Gram Udyog Yojna (VKGUY), (iv) Incremental Export Incentive

Scheme, (v) Served from India Scheme and (vi) Status Holder Incentive Scrip (SHIS). The details of issuance of scrips under various export promotion schemes along with value of scrips and FOB value of exports during 2021-22, 2022-23 and 2023-24 are given in the following table:

(Values in Rs. crore)

Export Promotion Schemes		2021-22	2022-23	2023-24
<b>Focus Market Scheme (FMS)</b>	Number of Scrips	28	18	50
	Value of Scrips	5	2	10.79
<b>Focus Product Scheme (FPS)</b>	Number of Scrips	297	233	111
	Value of Scrips	46	18	19.31
<b>Vishesh Krishi &amp; Gram Udyog Yojna (VKGUY)</b>	Number of Scrips	5	4	7
	Value of Scrips	0	0	0.22
<b>Served From India Scheme (SFIS)</b>	Number of Scrips	0	0	0
	Value of Scrips	0	0	0
<b>Status Holder Incentive Scrip (SHIS)</b>	Number of Scrips	0	0	4
	Value of Scrips	0	0	14.23
<b>Incremental Export Incentivisation Scheme (IEIS)</b>	Number of Scrips	2	33	24
	Value of Scrips	1	8	27.85

### (D) Duty Remission Schemes

Duty neutralization / remission schemes are based on the principle and the commitment of the Government that "Goods and Services are to be exported and not the Taxes and Levies". The purpose is to allow duty free import / procurement of inputs or to allow replenishment either for the inputs used or the duty component on inputs used. Brief of these schemes are given below:

#### (i) Advance Authorization (AA) Scheme

Advance Authorization (AA) is a WTO compliant duty exemption scheme detailed under Chapter 4 of the New Foreign Trade Policy (FTP) 2023. AA scheme allows duty free import of inputs, which are physically incorporated or used in making of the export product. Under AA scheme, all import duties on inputs, such as Basic Customs duty, IGST, Cess, Anti-dumping duty etc., are exempted. Also, local procurement of inputs in place of direct imports is allowed under AA wherein IGST for input supplies is refunded. The required quantity of inputs is calculated based on Standard Input Output Norms (SION). AA is used where an applicant

generally imports first and then uses the imported inputs in his exports. However, authorization holders can import the inputs on a replenishment basis also.

All manufacturer exporters and merchant exporters tied to supporting manufacturers are eligible to avail AA. The inputs need to be imported within the validity of AA, which is usually 12 months from the date of issue of AA. The exports are to be completed usually within 18 months of the date of issue of AA. A 15 percent value addition (lower for G&J Sector) is to be maintained under this scheme. Proof of exports needs to be submitted to the regional authorities of DGFT along with proof of realized payment in foreign currency after the completion of exports for the redemption of AA and RA issues Export Obligation Discharge Certificate (EODC). The Scheme is more trade friendly in the sense that it grants an upfront exemption from the payment of the Customs duties & IGST at the time of import of inputs to the exporter. Thus, it ensures no blocking of working capital as it provides for an upfront exemption.

### (ii) Duty Free Import Authorization (DFIA)

Under DFIA Scheme operational from 1st May 2006, Duty Free Import Authorization shall be issued on post export basis for products for which Standard Input Output Norms (SION) have been notified, once the export is completed. One of the objectives of the scheme is to facilitate the transfer of the authorization or the inputs imported as per SION after exports are completed. Provisions of the DFIA Scheme are similar to Advance Authorization scheme. Minimum value addition of 20 percent is required under the scheme. For items where higher value addition has been prescribed under Advance Authorization in the Appendix, the same value addition shall be applicable for DFIA also. Pre-export DFIA has been discontinued in FTP 2015-2020.

### (iii) Schemes for Gems & Jewellery Sector

Gems & Jewellery exports constitute a major portion of our total merchandise exports. It is an employment-oriented sector. Exports from this sector suffered significantly on account of the global economic slowdown. Duty free import/procurement of precious metal (Gold/Silver / Platinum) from the nominated agencies is allowed either in advance or as replenishment. Duty Free Import Authorization Scheme shall not be available for Gems and Jewellery Sector. The Schemes for Gems and Jewellery Sector are as follows:

- Advance Procurement/Replenishment of Precious Metals from Nominated Agencies
- Replenishment Authorisation for Gems
- Replenishment Authorisation for Consumables
- Advance Authorisation for Precious Metals

In view of demand raised by the industry, findings like posts, push backs, locks which help in collating the jewellery pieces together, containing gold of 3 carats and above up to a maximum limit of 22 carats have also been allowed under duty exemption scheme.

With a view to preventing its misuse, Advance authorisation scheme for import of precious metals for exports of gold medallions and coins and fully mechanized jewellery has been discontinued.

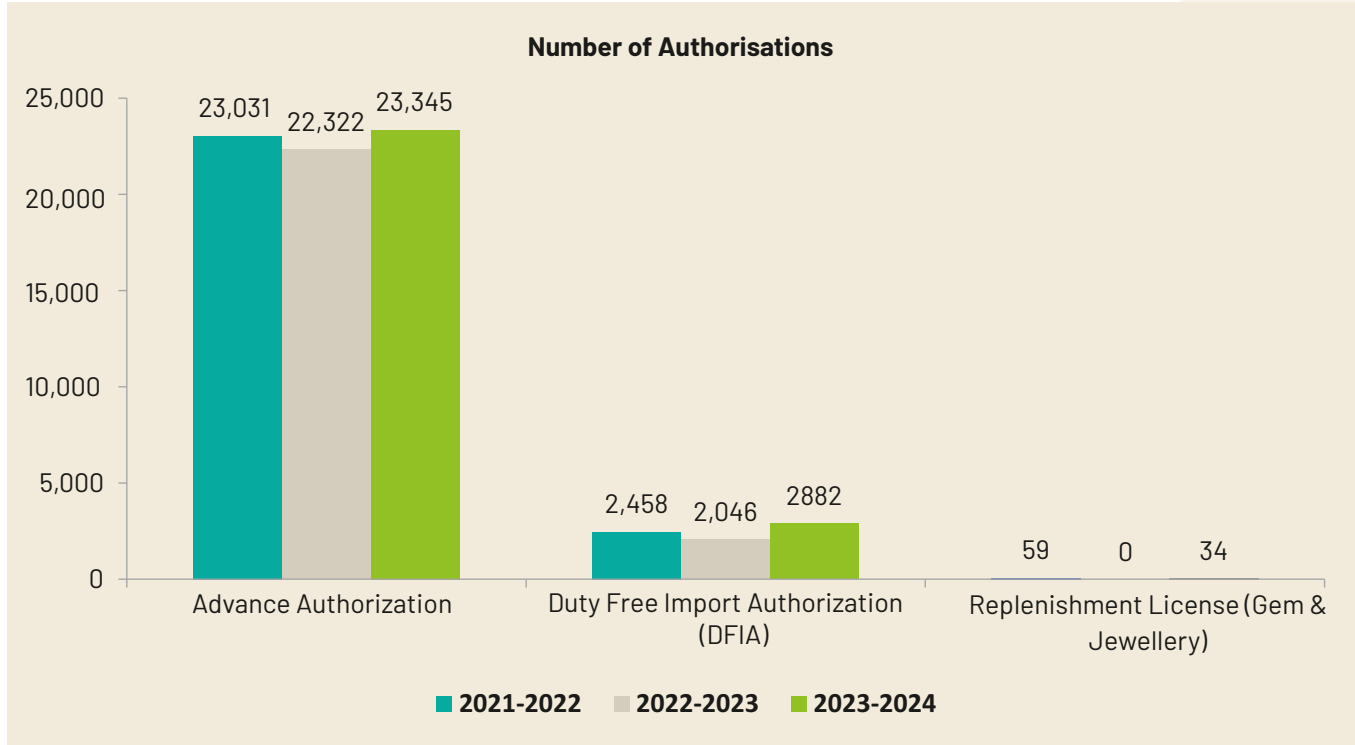
### Issuance of Authorization under Duty Remission Schemes

- Authorizations are issued under the various schemes, viz., Advance Authorization, Duty Free Import Authorization (DFIA) and Replenishment License (Gems & Jewellery). Details of number of authorizations issued, CIF value of imports and FOB value of exports under various schemes during 2021-22, 2022-23 and 2023-24 are given in the following table:

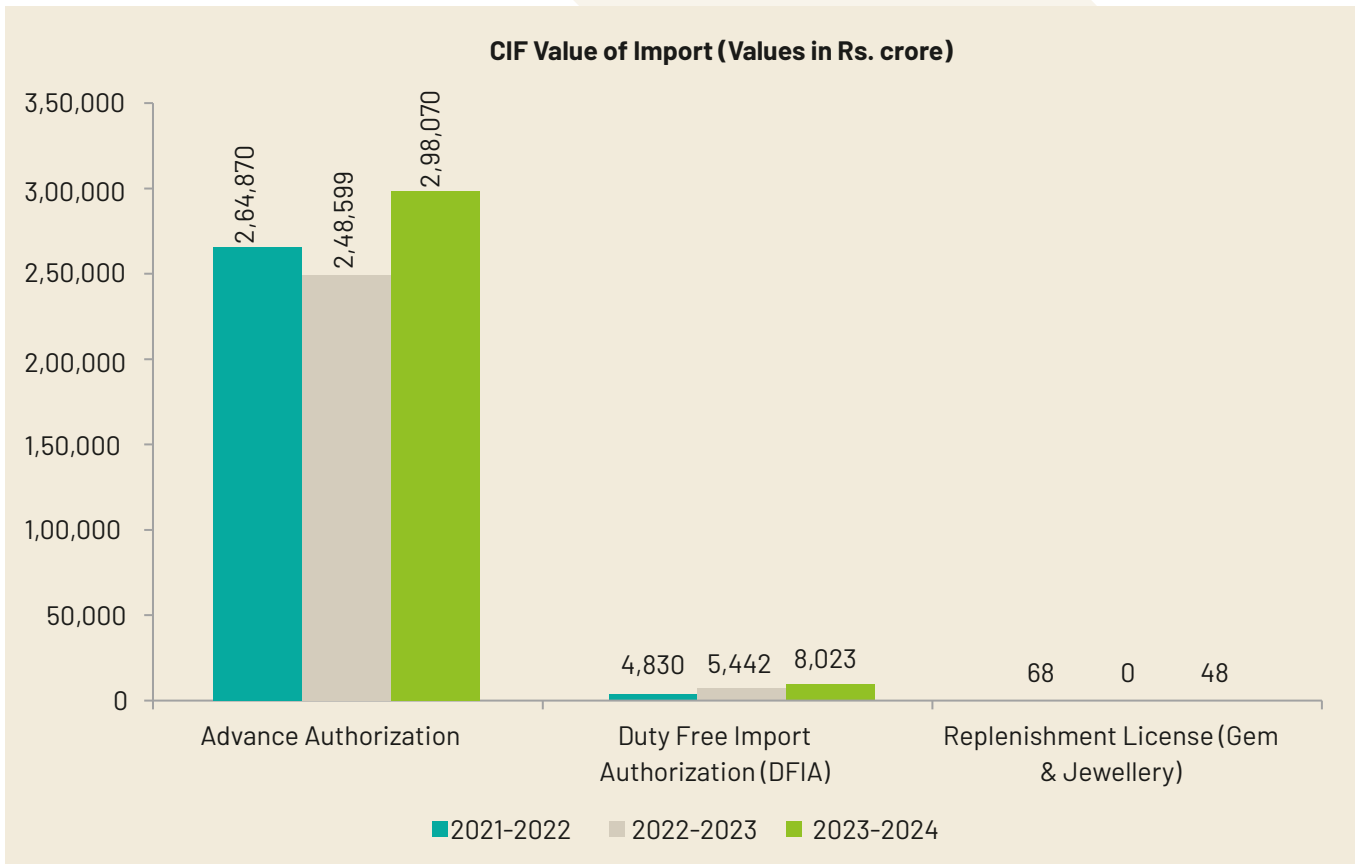
(Values in Rs. crore)

Duty Remission Schemes		2021-22	2022-23	2023-24
<b>Advance Authorization</b>	Number of Authorization	23031	22322	23345
	CIF Value of Imports	264870	248599	298070
	FOB Value of Exports	395094	501528	512549
<b>Duty Free Import Authorization (DFIA)</b>	Number of Authorization	2458	2046	2882
	CIF Value of Imports	4830	5442	8023
	FOB Value of Exports	9129	7277	12315
<b>Replenishment License (Gem &amp; Jewellery)</b>	Number of Authorization	59	0	34
	CIF Value of Imports	68	0	48
	FOB Value of Exports	429	0	176


Following figure depicts the number of authorizations issued under various export promotion schemes during 2021-22, 2022-23 and 2023-24.



Following figure depicts the CIF value of import under various export promotion schemes during 2021-22, 2022-23 and 2023-24.



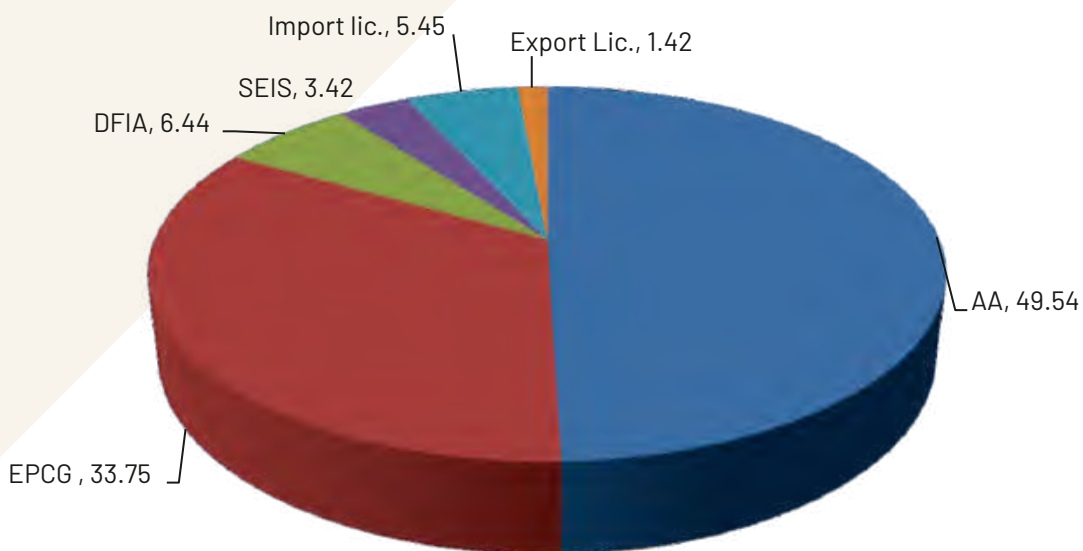
Following figure depicts the FOB value of export under various export promotion schemes during 2021-22, 2022-23 and 2023-24.



Following figure depicts the percentage share of various export promotion schemes in issuance of total number of scrips during April-March 2023-24. It shows that the

highest share of 49.54 percent scrips was issued under AA Scheme during April-March 2023-24 followed by EPCG scheme with 33.75 percent.

**Percentage share of various Schemes in Issuance of Scrips/Authorisations during April-March 2023-24**



### **(E) Interest Equalization Scheme on Pre & Post Shipment Rupee Export Credit**

The Interest Equalization Scheme has been formulated to give the benefit in the interest rates being charged by the banks to the exporters on their Pre and Post Shipment Rupee Export Credits. The scheme was launched w.e.f 1st April 2015 for a period of 5 years and later extended, from time to time, by the Cabinet approval till 30th June 2024 for enabling Indian manufacturer exporters to be globally competitive by getting access to credits at rates comparable to peer countries. The broad objective of the scheme is to provide exporters an economical source of rupee credit for pre-shipment and post-shipment activities.

The rate of Interest Equalization @ 2 percent per annum is available on Pre and Post Shipment Rupee Export Credit for 410 identified tariff lines at 4-digit ITC HS (Indian Trade Classification Harmonised System) code level for all Manufacturers and Merchant Exporters, and @ 3 percent per annum for all the MSME manufacturers exporting under any HS line. The scheme facilitates the identified export sectors to be internationally competitive and to achieve a higher level of export performance.

The scheme is implemented through RBI. The exporters eligible under the scheme can opt to avail upfront benefit of interest subvention from the bank. Thereafter, amount given as subvention interest rate to the exporters is reimbursed to the RBI by DGFT/ Department of Commerce for its onward release to the concerned Scheduled Commercial Banks and Urban Cooperative Banks.

### **(F) Export Promotion of Capital Goods (EPCG) Scheme**

The objective of the EPCG Scheme is to facilitate import of capital goods for producing quality goods and services and enhance India's manufacturing competitiveness. EPCG Scheme allows import of capital goods (except those specified in negative list in Appendix 5 F) for pre-production, production, and post- production at zero customs duty. Capital goods imported under EPCG Authorisation for physical exports are also exempt from IGST and Compensation Cess. The Authorisation holder may also procure Capital Goods from indigenous sources in accordance with provisions of paragraph 5.07 of FTP. Authorisation shall be valid for imports for 24 months from the date of issue of Authorisation.

Capital goods for the purpose of the EPCG scheme shall include:

(i) Capital Goods as defined in Chapter 11 including in CKD/SKD condition thereof.

(ii) Computer systems and software which are a part of the Capital Goods being imported.

(iii) Spares, moulds, dies, jigs, fixtures, tools & refractories; and

(iv) Catalysts for initial charge plus one subsequent charge.

EPCG scheme covers manufacturer exporters with or without supporting manufacturer(s), merchant exporters tied to supporting manufacturer(s) and service providers. Export Promotion Capital Goods (EPCG) Scheme also covers a service provider who is certified as a Common Service Provider (CSP) by the DGFT – HQs, Department of Commerce in a Town of Export Excellence or Prime Minister Mega Integrated Textile Region and apparel Parks (PMMITRA).

Imports under EPCG Scheme shall be subject to an Export Obligation (EO) equivalent to 6 times of duties, taxes and cess saved on capital goods, to be fulfilled in 6 years reckoned from date of issue of Authorisation. EO shall be fulfilled by the Authorisation holder through export of goods which are manufactured by him, or his supporting manufacturer / service rendered by him, for which the EPCG authorisation has been granted. EO under the scheme shall be, over and above, the average level of exports achieved by the applicant in the preceding three licensing years for the same and similar products within the overall EO period including extended period, if any; such average would be the arithmetic mean of export performance in the preceding three licensing years for same and similar products. EO may be fulfilled both by physical exports as well as deemed exports. Deemed export supplies shall also be eligible for benefits available under paragraph 7.03 of FTP.

With a view to accelerating exports, in cases where Authorisation holder has fulfilled 75 percent or more of specific export obligation and 100 percent of Average Export Obligation till date, if any, in half or less than half the original export obligation period specified, remaining export obligation shall be condoned. For exporters of Green Technology Products, Specific EO shall be 75 percent of EO as stipulated. For manufacturing units located in Arunachal Pradesh, Assam, Manipur, Meghalaya, Mizoram, Nagaland, Sikkim, Tripura, Jammu & Kashmir and Ladakh, specific EO shall be 25 percent of the EO.

In the FTP, 2023, Dairy sector has been exempted from maintaining Average Export Obligation. The PM MITRA scheme has been added as an additional scheme eligible to claim benefits under CSP Scheme of EPCG. Further, Battery Electric Vehicles (BEV) of all types, Vertical Farming equipment, Wastewater Treatment and Recycling, Rainwater harvesting system and Rainwater Filters, and Green Hydrogen are added to Green Technology products i.e. they will be eligible for reduced Export Obligation requirement.

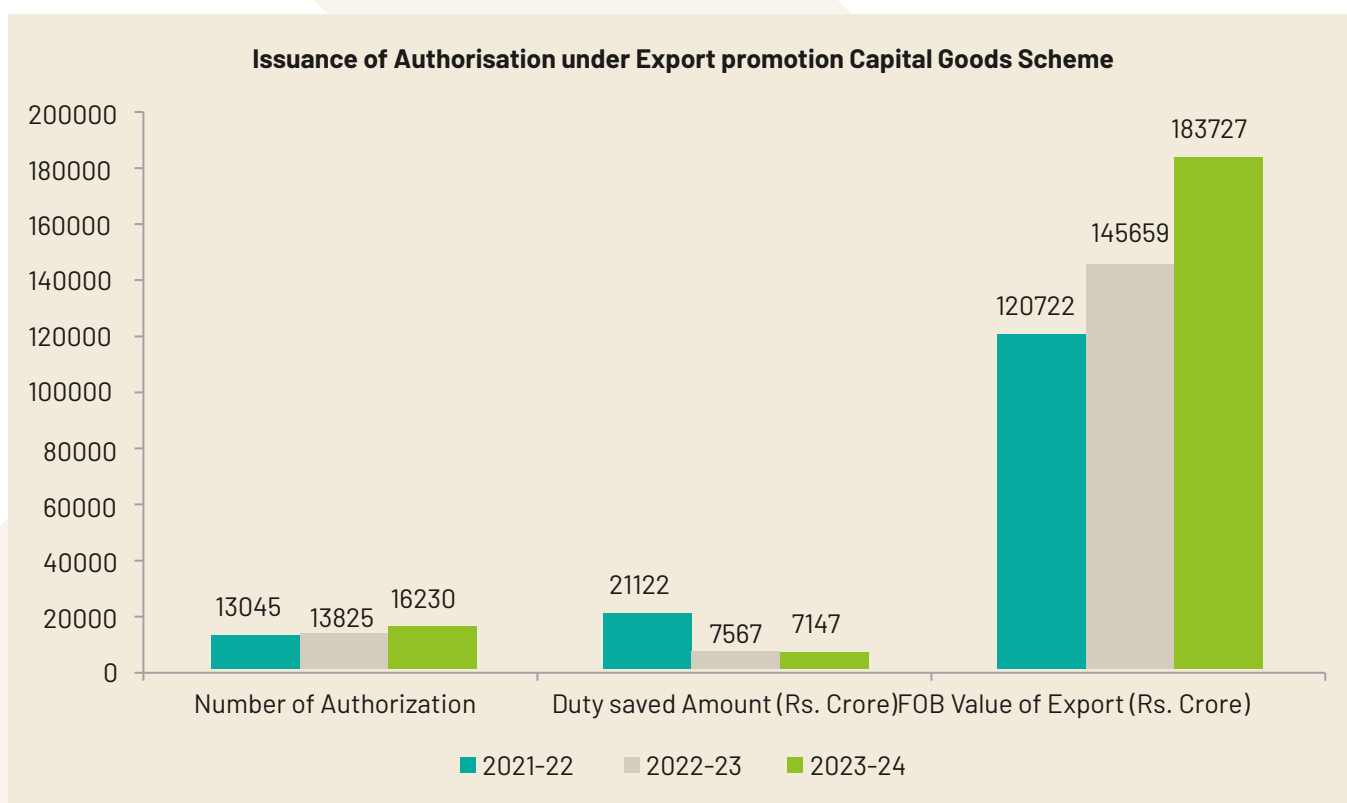
An Amnesty Scheme has been notified on 1st April 2023 for one-time settlement of default in Export Obligation by EPCG authorization holders. An amount of approx. Rs. 940 crores have been recovered under the Amnesty Scheme.

Details of the Authorization issued under EPCG Scheme for the years 2021-22, 2022-23 and 2023-2024 are given in the table as follows:

<b>Issuance under Export Promotion Capital Goods Scheme</b>			
<b>Years</b>	<b>2021-22</b>	<b>2022-23</b>	<b>2023-24</b>
Number of Authorization	13045	13825	16230
Duty Foregone Amount (Rs. Crore)	21122	7567	7147
FOB value of Export (Rs. Crore)	120722	145659	183727

Following figure depicts the number of authorizations issued under various export promotion schemes along

with duty saved amount and FOB value of export during 2021-22, 2022-23 and 2023-24.



### **(G) Export Oriented Units (EOUs), Electronics Hardware Technology Parks (EHTPs), Software Technology Parks (STPs) and Bio-Technology Parks (BTPs)**

The objectives of these schemes are to promote exports, enhance foreign exchange earnings, and attract investment for export production and employment generation. The units undertaking to export their entire production of goods and services (except permissible sales in DTA), may be set up under the schemes. Trading units are not covered under these schemes.

Under this scheme, the EOUs etc. are permitted to import and/or procure from DTA or bonded warehouse in DTA or from an international exhibition held in India without payment of customs duty as provided under the first schedule to the Customs Tariff Act, 1975 and additional duty, if any, of Customs leviable under Section 3(1), 3(3) and 3(5) and without payment of Integrated Tax and GST compensation cess leviable under section 3(7) and 3(9) of the said Act as per notification issued by the Department of Revenue. An Export Oriented Units (EOUs)/Electronics Hardware and Technology Park (EHTP)/Software Technology Park (STP)/Bio-Technology Park (BTP) unit may export all kinds of goods and services except items that are prohibited in Indian Trade Classification based on Harmonized System (ITC-HS). EOU/EHTP/STP/BTP unit shall be a positive net foreign exchange earner. Entire production of EOU/EHTP/STP/BTP units shall be exported, but some exemptions are allowed subject to the conditions specified in FTP/HBP.

The EOUs can also procure excisable goods, falling in fourth schedule of Central Excise Act, 1944 from DTA either under exemption or under refund route. Supplies from DTA to EOU/EHTP/STP/BTP units for use in their manufacture for exports are eligible for "Deemed Export benefits under Chapter 7 of Foreign Trade Policy". The scheme to reimburse the Drawback has been extended for the period 2021-22 to 2025-26 with a total outlay of Rs 302.35 crore. Out of the total amount of Rs 56.78 crore allocated for the financial year 2024-25, an amount of Rs 12 crore has been allocated under Vote of Account 2024-25.

### **(H) Deemed Exports**

Deemed export are those transactions/supplies in which goods supplied do not leave country and payment for such supplies is received either in Indian rupees or in free foreign exchange. The deemed export scheme is one of the effective instruments to incentivize domestic production led exports and provide a level playing field to domestic

manufacturers in certain specified cases, strengthen the domestic production and boost economic activities, develop the skills of domestic human resources (Make in India) and generates employment.

### **(i) Objectives**

- To provide a level-playing field to domestic manufacturers in certain specified cases, as may be decided by the Government from time to time and promote domestic industry.
- To provide duty free imports and duty exemption/refund for products manufactured in India.
- To reduce the dependency on imports

### **(ii) Categories of Supply eligible for Duty Drawback on Deemed Exports**

- Supply of inputs against Advance Authorization through Advance Release Order (ARO) route - Drawback is refunded only if an ARO has been issued under the Advance Authorization making the Authorisation invalid for direct import and allowing procurement indigenously (domestic market).
- Supply of goods (inputs/capital goods) to Export Oriented Units / Software Technology Parks / Electronics Hardware Technology Parks / Biotechnology Parks for which only drawback is refunded.
- Supply of capital goods sourced from indigenous supplier (through invalidation, if no Advance Authorisation is taken against invalidation) under EPCG Authorisation for which drawback is refunded.
- Supply of goods to projects financed by multilateral or bilateral Agencies under International Competitive Bidding (ICB), turnkey contracts, Projects under Customs Notification No. 50/2017-Customs dated 30.6.2017, Projects under United Nations or International organization and nuclear power projects through National Competitive Bidding or ICB.

### **(iii) Refund under Drawback and TED for deemed exports**

- Exports are zero rated supplies as no taxes and duties are imposed. This is done to ensure that the exports are not burdened with taxes & duties, and can compete in the international market. Similarly the deemed exports are also zero rated, and to ensure this universal principle, the taxes and duties imposed on inputs/capital goods etc. supplied under deemed exports are either exempted or refunded.

- Zero rating of deemed exports under the scheme of Drawback/TED, wherever exemption is not allowed, the refund of custom duty and central excise duty (as per Schedule 4 of Central Excise Act, 1944) paid on such supplies is refunded through the route of All Industry Rate (AIR) drawback fixed by Department of Revenue (DoR) or under the Brand Rate fixation route.
- After introduction of GST regime, only few items (such as fuel) attract Central Excise Duty (as per Schedule 4 of Central Excise Act, 1944) for which TED refund is provided. For refund of drawback and TED, apart from provisions of Chapter - 7 of FTP/HBP, the Customs and Central Excise Duties Drawback Rules, 1995 as amended in 2017 are also applicable.

The scheme to refund the TED/DBK has been extended for the period 2021-22 to 2025-26 with total outlay of Rs. 695 crore.

- Out of the total amount of Rs. 150 crore allocated for the financial year 2022-23, an amount of Rs 20.12 crores was utilized from 1st January 2023 till 31st March 2023.
- Out of the total amount of Rs. 140 crore allocated for the financial year 2023-24, full amount of Rs. 140 crore has been utilized till 31st March 2024.
- Out of the total amount of Rs. 130 crore allocated for the financial year 2024-25, an amount of Rs 53 crores has been allocated under Vote of Account 2024-25 and as on 18.07.2024, an amount of Rs 32.74 crores has been utilized.

#### 4. MONITORING OF EXPORT PROMOTION SCHEMES AND DATA ANALYTICS

For effective monitoring and evaluation of the Foreign Trade Policy (FTP), a comprehensive Management Information System (MIS) Report on Export Promotion Schemes 2023 was brought out by Statistics Division of DGFT. The MIS report is also being compiled on monthly basis which is available in DGFT website under Statistics Report on the Home page and the link is <https://www.dgft.gov.in/CP/?opt=bulletin-foreign-trade-statistics>. A detailed visualization of issuance of scrips and authorisations under various export promotion schemes is available at the link:

<https://dashboard.commerce.gov.in/commercedashboard.aspx> in the Monitoring Dashboard on Department of Commerce website.

Since the constitution of a Data Analysis Unit (DAU) in Statistics Division of DGFT after mid-term review of FTP (2015-20) in December 2017, a Monthly Bulletin of Foreign

Trade Statistics that provides a ready reference and analysis on export and import data of India on major commodities and major countries at Quick Estimates, Provisional Estimates and Final 8-digit level estimates is being brought out. The Bulletin also provides the State-wise export data, which is available in DGFT website under Statistics Report on the Home page and the link is <https://www.dgft.gov.in/CP/?opt=bulletin-foreign-trade-statistics>. Data Analytics Unit (DAU), Statistics Division, DGFT has developed two Dashboards namely Monitoring Dashboard of Department of Commerce and Data Analytics Dashboard.

#### 5. TARGET SETTING AND MONITORING FOR MERCHANDISE EXPORT 2023-24

India's merchandise export again crossed US\$ 400 billion of merchandise exports for the year 2023-24. Further, for the FY 2023-24 the export of US\$ 437 billion was disaggregated in terms of regions and countries as well as product/commodity groups. The Department of Commerce prepared a detailed strategy for achieving the targets and an elaborate monitoring system was put in place.

Due to close monitoring at all levels, supported by export promotion measures, merchandise exports from India crossed US\$ 400 billion in last three consecutive years and managed to break the barrier of US\$ 330 billion which was the highest in the past.

With close monitoring by Country/Region/Mission/Products/Commodity Groups/Export Promotion Councils at different levels, supported by export promotion measures, in the FY 2023-24, India has achieved exports of US\$ 437.10 billion, which is 86 percent of the provisional export target of US\$ 508 billion.

In addition, to supplement the offline monitoring of export performance, a real time online monitoring system for the designated export target (for 200 Countries/territories by 31 commodity groups), via a digitized data-driven framework for facilitating timely policy making/ interventions in international trade, a portal-NIRYAT (National Import-Export Record for Yearly Analysis of Trade) has been developed and is available at the domain name: <https://niryat.gov.in>. It is accessible to Government Stakeholders (including Embassies/HCs/Missions) and Export Promotion Councils (EPCs)/Commodity Boards/ Authorities, etc. through individual login and password, for regular monitoring of the export performance of their respective jurisdictions and to take necessary action, wherever required.

## 6. NIRYAT BANDHU SCHEME

Niryat Bandhu Scheme is a Central Sector Scheme which commenced in 2013. Training programs under Niryat Bandhu Scheme, being implemented in in-person and online mode caters to the initial skilling needs of individuals /firms who venture into International Trade. As part of the Niryat Bandhu Scheme, more than one lakh individuals (1,15,000 plus) across the length and breadth of the Country have been trained since 2013-14.

Support is also extended under the Niryat Bandhu Scheme in partnership with other stakeholders for activities like exporters' conclave, seminars and buyer seller meets to meet the needs of developing Districts as Export Hubs across the country.

## 7. MATTERS RELATED TO EXPORTS

### (A) Districts as Export Hubs

The Department of Commerce through the Directorate General of Foreign Trade is working with the States and the Districts to channelise the potential and diverse identity in each District of our country to make them export hubs. The Districts as Export Hubs is aimed at targeting export promotion, manufacturing and employment generation at the grass roots level, making the States and Districts meaningful stakeholders and active participants in making India an export powerhouse thereby contributing to the AtmaNirbhar mission and achieving the vision of Make in India for the world and being Vocal for Local, by significantly increasing the manufacturing and exports from urban areas while focusing on generating interest and economic activity in the rural hinterland and small towns in the country to push new businesses to export. A growing focus on exports by focusing on districts as potential export hubs is also likely to integrate India more closely with the global value chain and propel India to be a significant exporter by leveraging the diversity and competitiveness in agriculture, marine, textile, pharmaceutical, chemicals and a whole lot of engineering products.

Towards this goal, Products/services (including GI products, agricultural clusters, toy clusters etc.) with export potential in all the districts of the country have been identified and institutional mechanism in the form of State Export Promotion Committees (SEPC) at State/UT level and District Export Promotion Committees (DEPCs) at the District level has been created in all Districts of the country to provide support for export promotion and address the bottlenecks for export growth in the Districts. The primary

function of the DEPC is to prepare and implement District specific Export Action Plans (DEAPs) in collaboration with all the relevant stakeholders from the Centre, State and the District.

District specific export action plans identifying specific actions required to support local exporters / manufacturers in producing exportable products in adequate quantity and with the requisite quality and reaching potential buyers outside SEPC and DEPC has been constituted in all 36 States/UTs. District Action Plans drafted for 590 districts. Products/Services with export potential identified in 734 Districts.

### (B) Rupee Trade

The Directorate General of Foreign Trade (DGFT) has amended the Foreign Trade Policy vide Notification No. 33/2015-20 dated 16th September 2022, to allow for International Trade Settlement in Indian Rupees (INR) i.e., invoicing, payment, and settlement of exports/ imports in Indian Rupees in sync with RBI's A.P. (DIR Series) Circular No.10 dated 11th July 2022. Further changes have been introduced in the Foreign Trade Policy vide DGFT Notification 43/2015-20 dated 9th November 2022 and Public Notice 35/2015-20 dated 9th November 2022 for grant of exports benefits and fulfilment of Export Obligation for export realization in Indian Rupees as per the RBI guidelines. Given the rise in interest in internationalization of Indian Rupee, the given Policy amendments have been undertaken to facilitate and to bring ease in international trade transactions in Indian Rupees.

The issue relating to Payments and Receipts on Imports/ Exports have been detailed under Para 2.52 and 2.53 of Foreign Trade Policy, 2023.

### (C) New Foreign Trade Policy

The New Foreign Trade Policy has come into force w.e.f. 1st April 2023 after series of discussion and consideration of suggestions received requests from Export Promotion Councils, leading exporters, and industry bodies that in view of the prevailing, volatile global economic and geo-political scenario. The Foreign Trade Policy 2023 is a continuation of time-tested schemes facilitating exports as well as a document that is nimble and responsive to trade needs. The Government plans to focus on introducing path breaking reforms to strengthen its relations with different countries, which will help in setting a robust foundation to achieve its strategic vision of becoming an

export hub globally.

#### **(D) Stake Holder Consultations and Board of Trade meeting**

The Board of Trade (BOT) has been reconstituted by merging Council for Trade Development and Promotion with Board of Trade vide notification No. 11/2015-20 dt 17th July 2019. The Board of Trade, inter alia, advises the Government on policy measures connected with the Foreign Trade Policy to achieve the objectives of boosting India's trade. It provides a platform to state governments and UTs for articulating state-oriented perspectives on Trade Policy. It also acts as a platform to Government of India for appraising State Governments and UTs about international developments affecting India's trade. It is an important mechanism for deliberations on trade related issues with industry bodies, associations, export promotion councils, and state and UT Governments. There were 29 new non-official members who were also invited for the first time in this Board of Trade meeting.

Department of Commerce has regularly held stakeholder consultations with various Industry Associations, Export Promotion Councils. As part of consultation, a Board of Trade meeting was held on 16th January 2024. The meeting was attended by Various State Ministers and other Senior Officials of key line Ministries and States, all major Trade and Industry Bodies, Export Promotion Councils and Industry Associations.

The Board of Trade meeting focused on export target setting, the new Foreign Trade Policy (FTP), and the strategies and measures to be taken to take forward domestic manufacturing and exports. During the Board of Trade meeting, presentations were made on a variety of subjects such as India's Import/ Export Performance, restructuring of the Department of Commerce, FTAs and way forward, States export performance, District as Export Hubs, trade remedial, trade facilitation measures undertaken by customs, Government e-Marketplace etc. Hon'ble Commerce & Industry Minister launched e-Platform "Initiative for Trade Connect Platform" during the meeting.

Ministers from States made interventions in the meeting, giving their State-specific suggestions, and expressed their support to the Central Government initiatives in

promoting the external trade.

#### **(E) Special Chemicals, Organism, Materials, Equipment and Technologies (SCOMET)**

In consonance with the guidelines and controls list of the international conventions and obligation as well as multilateral export control regimes related to export of dual use goods and technologies, India has regulated the exports of dual use items, nuclear related items, including software and technology. SCOMET (Special Chemical, Organisms, Material, Equipment and Technologies) is India's National Export Control List of dual use items munitions and nuclear related items munitions and nuclear related items, including software and technology maintained under Foreign Trade Policy and is aligned to the control lists of the all multilateral export control regimes and conventions including the Missile Technology Control Regime (MTCR), Wassenaar Arrangement and Australia Group. The SCOMET List has been notified by DGFT under appendix 3 to Schedule 2 of ITC (HS) Classification of Export and Import items. The SCOMET list was also updated in August 2023 as per the recent changes incorporated under various export control regimes. The provisions to control the dual use items have been incorporated in Chapter IV A of Foreign Trade (Development & Regulation) (FTDR) Act, 1992, as amended in 2010.

The SCOMET list is divided into nine categories of items from Category 0 to Category 8. The export of SCOMET items is regulated and can only be allowed against a SCOMET license issued by DGFT or other agency designated for the purpose. In the recent past, steps have been taken by DGFT to ease the process of licensing by making the applications process completely online, facilitating exporters by liberalising the SCOMET policy in case of certain goods and technologies, through bulk licensing and general authorisation provisions such as General Authorisation for export of Chemicals (GAEC), General Authorisation for export after repair in India (GAER), General Authorisation for Intra Company Transfer (GAICT), General Authorisation for export of Droned (GAED), Repeat Order Authorisation, Stock and Sale Policy, General Authorization for Export of Telecommunication-related items under SCOMET Category 8A5 Part 1 (GAET), General Authorization for Export of Information Security items (GAEIS) under SCOMET Category 8A5 Part 2 and relevant

amendments made under these General Authorizations to expand the scope of these policies for liberalizing exports of SCOMET items.

Multiple sector specific outreach events have also been organized in the past 1 year in different parts of the country focusing on sensitizing Indian Exporters regarding India's export control compliance and relevant SCOMET regulations. Recently, A National Conference on Strategic Trade Controls (NCSTC), was organized focusing on India's Strategic Trade Control (Export control) system and International best practices for export of dual-use goods and technologies.

#### **(F) Export Authorization for Restricted Items**

The Export Cell deals with Export Policy of various items under Schedule 2 of ITC(HS) Classification for Export and Import, categorized as "Free", "Restricted" or "Prohibited". The Export Policy of items are reviewed in consultation with the concerned subject commodity Division of the Department of Commerce & Ministry/Department concerned and notified time to time. Accordingly, Export Cell provides clarifications / interpretations on Export Policy of items whenever sought by individual / firms/ companies or Ministry / Department / Organization concerned. Export of items categorized as 'Restricted' in Schedule 2 of ITC (HS) Classification for Export, is subject to license.

#### **(i) Facilitative measures to boost exports**

- In order to facilitate trade in restricted export, Export Policy of items under ITCHS Codes 27101241, 27101242, 27101243, 27101244, 27101249, 27101941, 27101944 and 27101949 was amended to 'Free' category subjected to policy condition where the exporter is required to submit a self - declaration to the concerned Customs Authority at the time of export confirming that 50 percent of quantity mentioned in the Shipping Bill has been/will be supplied in the domestic market during the relevant financial year. However, export to Bhutan and Nepal is exempted from this condition. Similarly, this condition is not applicable to 100 percent EoUs and units in SEZs. Such exporters are also required to file a quarterly return to the Ministry of Petroleum and Natural Gas (MoPNG).
- The policy condition for Halal Certification Process for Meat and Meat Products and Food supplements containing botanicals intended for Human or Animal consumption to EU and UK requiring issuance of

official certificate by EIA/ EIC or SHEFEXIL is certified. The export policy of cough syrups was revised where the export shall be permitted subjected to the export sample being tested and production of Certificate of Analysis from the prescribed laboratories. The export of broken rice was facilitated on a G2G request basis.

- Minimum Export Price on export of Honey was imposed wherein Export Policy of Natural Honey is "Free" subject to a Minimum Export Price of US\$ 200 per MT till 31st December 2024, or until further orders, whichever is earlier.
- Minimum Export Price on export of Onions was imposed wherein Export Policy of Onions is "Free" subject to a Minimum Export Price of US \$ 800 F.O.B per Metric Ton (MT) till 31st December 2023.
- Export policy of Onions was amended from 'free' to 'prohibited' from 7th December, 2023 till 31st March, 2024.
- Export of Non- Basmati Rice (Semi-milled or wholly milled rice, whether or not polished or gazed: Other) having ITCHS Code 1006 30 90 to Bhutan, Mauritius Singapore, Nepal, Cameroon, Cote d'Ivoire, Republic of Guinea, Malaysia, Philippines, Seychelles, Comoros, Madagascar, Equatorial Guinea, Egypt, Kenya, UAE and Tanzania (Zanzibar) through National Cooperative Exports Limited (NCEL) was permitted during the year.
- Export of Broken Rice under ITCHS Code 10064000 to Djibouti and Guinea Bissau through National Co-operative Exports Limited (NCEL) was permitted during the year.
- Export Policy of De-oiled Rice Bran under chapter 2306 and other HS Code was notified from 'Free' to "Prohibited" till 31st July, 2024.
- The Export Policy is amended to the extent that export of Rice (Basmati and Non-Basmati) to EU member states and other European Countries namely United Kingdom, Iceland, Liechtenstein, Norway and Switzerland only will require Certificate of Inspection from ELA/ETC, Export to remaining European countries will not require Certificate of Inspection by Export Inspection Council/ Export Inspection Agency for export from the date of this notification for a period of six months.
- Export of Onions under ITC HS Code 07031019 to Bangladesh, UAE, Bhutan, Bahrain and Mauritius through National Cooperative Exports Limited (NCEL)

was permitted during the year.

- Export Policy of Human biological Samples under Chapter 30 of ITC HS Schedule-2 of Export Policy was amended to the extent that export of item that contains Human biological materials / samples / products is Free subject to the NOC from Central Drugs Standard Control organization (CDSCO) or Indian Council of Medical Research (ICMR), Department of Health Research (DHR).
- Policy conditions for export of Chitin, Chitosan, Chitosan Salts and Chitosan Derivatives to European Union countries under ITC HS Code 39139090 was incorporated.
- STE Conditions for export of Petroleum Crude (ITC HS Code 27090010) for AMI (ADNOC Marketing International (India) RSC Limited India) was exempted and was allowed to re-export Crude Oil from their commercial stockpile at Mangalore SPR at their own cost.
- An annual export quota (April to March) of 900 MT for Tamil Nadu for artificially propagated red sanders was notified.

#### (ii) Harmonization of 8-digit Export Policy

Export Cell, DGFT is in process to review export policy to align the same at 8-digit ITC HS code level. The current export policy is description based and is not always aligned to the latest ITC HS code at the 8-digit level. As this Directorate is moving towards greater 'Ease of Doing Business' through process automation, a clearly mapped ITC HS policy at 8-digit level has become important to streamline the process of export control and facilitation. The same would also provide greater clarity for new exporters as the export policy would be mapped to individual ITC HS code. A massive exercise has been undertaken at this directorate and we are now ready with a draft policy at 8-digit ITC HS level. The export policy for each item is not touched, i.e. an item which is restricted or prohibited remains so. Accordingly, ITC (HS) based Export Policy for Chapter 01-39 of Schedule-2 was notified.

#### (iii) Restricted Export License

- The applications for issuance of export authorization for 'Restricted' items (other than SCOMET items) e.g. as onion seeds, dried seeds, nux vomica, cotton & jute seeds, live animals, seaweeds, Pomfret, frozen & bovine semen, non-Basmati Rice Paddy (Husk) other than seed quality, fodder material, chemicals under Montreal Protocol, Ethyl alcohol and other spirits,

denatured, of any strength, Biodiesel and mixtures thereof, not containing or containing less than 70 percent by weight of petroleum oils or oils obtained from bituminous minerals, Silica sands and quartz sands, chrome ore, sandalwood oil and agar oil, Red Sanders wood in log form and roots exclusively of cultivation origin obtained from private land (including Pattaland), Vintage motor cars, parts and components thereof manufactured and raw human hair are processed in Export Cell and considered by an EXIM Facilitation Committee (EFC) chaired by Addl. DGFT in charge of export and comprising representatives of various Ministries and Departments. EFC generally meets once in a month and based on NOC/comments of subject commodity Division of the DOC and Administrative Ministry / Department concerned, cases are decided, and licenses are issued from DGFT HQ only.

#### 8. MATTERS RELATED TO IMPORTS

Import Policy Division in DGFT is entrusted with the general provisions regarding import as laid down under Chapter-2 of Foreign Trade Policy (FTP) and in addition, formulate/amend/regulate the items specific import policies as laid down under the Indian Trade Classification (Harmonised System) ITC(HS) in consultation with the concerned administrative Ministries/ Departments. It also formulates and updates provisions for facilitating import and export of items.

The Division deals with trade related certifications / mandatory compliances such as Importer Exporter Code (IEC); Registration Cum Manufacturer Certificate (RCMC); Free Sale Certificates (FSC), REX, enlistment of Agencies for issuance of Certificate of Origin (Non-Preferential), recognition of PreShipment Inspection Agencies (PSIA) for import of metallic waste & scrap. Import Division has undertaken various non-tariff trade measures during 2023-24 to facilitate trade included under different chapters of Schedule-I (Import Policy).

Import Policy Division also grants import authorisation for "Restricted" items; besides allocating quotas under the Preferential Tariff Rate Quota (TRQ) and Most Favored Nation (MFN) Tariff Rate Quota. A list of such major initiatives and non-tariff measures imposed on the recommendation(s) of the line Ministry(s)/Department(s), and after consultations with relevant stakeholders, as per principles of restrictions laid down under Chapter-2 of Foreign Trade Policy, are as follows:

**Restriction:** Import policy of various items has been made 'Restricted' such that the import of these items is allowed only after obtaining an Import Authorization from DGFT. Some of the items restricted in recent past include Defense/Security items, New Pneumatic tyres, Live animals and birds, Gold and silver; Television sets, Mercury, Ginger, Power tillers & its components, Agarbatti, Cereals, Pets, Biofuels, moong, waste & scrap items, Pet Coke, second hand/used goods other than capital goods, Hydro fluorocarbons (HFCs) etc. Recently, DGFT has enforced restriction on import of laptops, tablets, all in one personal computer and ultra small form factor computers, servers under HSN 8471. Also, import of Premium Duck Meat under ITC HS "02074200" and "02074500" has been placed under "Restricted" list for supply to 3-star hotels.

**Prohibition:** Import of certain items has been prohibited since 2019 on the grounds of Principles of restrictions laid down under the Foreign Trade Policy, for protection of human, animal or plant life and health. These items include Wildlife (animals & birds) & their products, Ozone depleting substances, Shark fins, Plastic wastes, Mobiles with no IMEI/ESN, Stock Lot of coated paper, and Air conditioners with refrigerants, Drones.

**Minimum Import Price (MIP):** In order to restrict/ reduce the dumping of cheap/ under-invoiced imports and safeguard domestic producers, MIP has been imposed on various items including Cashew, Arecanut, Pepper, Marble & Granite, Desiccated coconut, Mosquito killer racket, apples, cigarette lighter, screws, Glufosinate Technical and Synthetic Knitted Fabrics.

## 9. INITIATIVES TAKEN FOR 'EASE OF DOING BUSINESS IN INTERNATIONAL TRADE'

DGFT has undertaken a series of technology-driven solutions for Ease of Doing Business (EoDB) that would give significant boost to the foreign Trade related activities of Indian enterprises and the overall "AtmaNirbhar Bharat" Abhiyan. They are:

- A new DGFT e-platform was implemented in a phased manner. The new platform uses the latest technology with Centralized & cloud-based Data storage, Open Framework based Development, Identity & Access Management, Dedicated Helpdesk facilities, Business Analytics & an AI driven virtual assistant. The new platform has proven to (a) Significantly reduce the time taken for issuance of DGFT documents (b) Ensure real time data interchange with other Ministries/Departments in trade ecosystem (c) Provides transparency to

exporters/importers through real time monitoring of the status of applications (d) Ensure paperless, contact less processing of applications.

- The availability of digitized trade policy, ITC (HS) based Import/Export Policy and other documents on the new platform would help trade stake holders in cutting down the information asymmetry related issues. Also, through exporters/importers profile data, timely information related to notification, application status etc. is intimated through SMS and email communications.
- All information on Foreign Trade Policy Updates, Import/Export Policy, Export/ Import Statistics, status of applications, 24x7 virtual assistance is available through the DGFT Trade Facilitation Mobile App.
- The Electronic Platform for both Preferential Certificate of Origin and Non-Preferential CoOs is available. 140+EPCs, Commodity Boards and Chambers of Commerce & Industry are onboarded on e-Common Digital Platform.
- The new DGFT IT system provides streamlined online data exchange with other Government agencies including CBIC, CBDT, MCA, PFMS. This makes the system seamless and provides a whole-of-the Government approach to the exporters/importers concerned.
- This system facilitates two-way online communication & processing, e-verification of the authenticity of DGFT issued documents and authorizations to provide a paperless, contact-less interface between the importers/exporters and DGFT.
- The DGFT has discontinued physical issuance of Restricted Import Authorisation with effect from 19th October 2023. Now all import Authorisations for EDI Ports are issued electronically only and transmitted to applicant importer and Customs.
- Electronic real-time data exchange with Customs has led to the doing away with paper copy for the Export Promotion Schemes being operated by DGFT.
- System provides paperless, electronic processes for managing the lifecycle of AA/EPCG/DFIA/ Import/ Export Licensing et al. Requirements for physical submission of any documents or any office visits under various earlier trade procedures have been done away with.

- 24x7 Auto-Generation of e-IEC (Importer Exporter Code). No need to wait for any approval for an IEC. The IEC details are automatically validated against CBDT, MCA and PFMS systems.
- Online Module is available for resolving International Quality Complaints & Trade Disputes in a transparent manner. The system brings together DGFT Regional Authorities, Indian Missions Abroad, Department of Commerce Foreign Trade Territorial Divisions onto a single platform. The Online Module allows the complainant to submit complaints online and facilitates tracking and viewing their status online.
- In view of the current international situation, Department of Commerce and DGFT have undertaken to monitor the status and related difficulties faced by stakeholders on Russia/Ukraine trade related issues. Department of Commerce/DGFT has operationalised a Russia-Ukraine Trade Helpdesk to support and seek suitable resolutions to issues related to India's International Trade.
- e-Meeting Management Systems released for online submission and consideration of requests for Policy Relaxation Committee, EPCG Committee et al.
- A single sign-on exporter-import dashboard along with an enhanced Bill Repository to provide a complete 360-degree view to the exporters/ importers to manage their requests under the Foreign Trade Policy and Procedures.
- AI Based Virtual Assistant (ChatBot) implemented to provide any answers to trade related queries 24x7 online.
- DGFT also endeavours to provide a robust rule-based Risk Management System (RMS) using Business Analytics Tools for expediting decision making.
- The given systems have the potential to be organically grown into a 'Total Exporter Network' so that all international trade-related services are provided through a single system and window.

## 10. OTHER SCHEMES

### (A) Trade Infrastructure for Export Scheme (TIES)

The Government of India is implementing a scheme Trade Infrastructure for Export Scheme (TIES) w.e.f. FY 2017-18 with the objective to assist Central and State Government Agencies for creation of appropriate infrastructure for

growth of exports from the States. The Scheme provides financial assistance in the form of grant-in-aid to Central/State Government owned agencies for setting up or for up-gradation of export infrastructure as per the guidelines of the Scheme. The Central Government assistance for infrastructure creation is in the form of grant-in-aid, normally not more than the equity being put in by the implementing agency or 50 percent of the total equity in the project (in case of projects located in NE States and Himalayan States including Jammu & Kashmir this grant can be up to 80 percent of the total equity). In addition, the States with relative poor export infrastructure, lacking institutional capacity for preparing good DPRs but have positive export potential, this grant can be up to 80 percent of the total equity. The grant-in-aid is subject to a ceiling of Rs 20 crore, normally, for each project. The Scheme has been extended for 15th Finance Commission Period i.e. FY 2021-22 to FY 2025-26 with total outlay of Rs. 360 crore.

During FY 2023-24, one meeting of the Empowered Committee on TIES has been held on 14th July 2023.

A total of 66 projects have been sanctioned under TIES and are located in Assam, Tamil Nadu, Chandigarh, Rajasthan, Manipur, Delhi, West Bengal, Madhya Pradesh, Andhra Pradesh, Karnataka, Tripura, Maharashtra, Uttar Pradesh, Kerala, Jharkhand, Punjab, Haryana, Sikkim, Himachal Pradesh, Meghalaya and Bihar.

### (B) Market Access Initiative (MAI) Scheme

The Market Access Initiative (MAI) Scheme plays a catalytic role to promote exports of Indian goods and services by providing financial support to eligible agencies such as Export Promotion Councils, Apex Trade Bodies, etc., to undertake necessary initiatives and projects towards exploring new markets and consolidating the existing markets for Indian exports. The activities supported under the MAI Scheme include training in exports, market research, capacity building, branding, meeting statutory regulations in importing markets, etc., apart from participation in fairs and exhibitions. The normal sharing pattern is 65%: 35%, i.e. 65% of the expenditure is covered by the Government grant and 35 percent by the industry contribution. In the case of priority sectors, the share is in the ratio of 90%:10% between the Government and the industry contribution. The priority sectors are agri and food products, handicraft, handlooms, GI Products, carpets, leather, sports goods & toys, silk, wool, jute and minor

forest produce. Further, participation of exporters from North-Eastern Region, Jammu & Kashmir, Ladakh and hill areas, exporters belonging to Scheduled Caste/Scheduled Tribe and women exporters would also be eligible for assistance in the priority sector funding.

**MAI Scheme 2021:** The Government has approved continuation of the Market Access Initiative (MAI) Scheme in a revised form, with an outlay of Rs.1000 crore over the period of five years beyond 31st March 2021, i.e. up to 31st March 2026.

**Salient features of the MAI Scheme 2021:**

- Focus has been brought on capacity building of exporters on standards and regulations, export packaging, export-oriented skill development and also development of Districts as Export Hub.
- Focus has also been brought on promotion of traditional Indian products and services like AYUSH, Yoga, GI products, crafts and artisanal products including toys, tribal products, etc; promotion of e-Business tools, communication technology, etc.
- Priority sector status has been given to employment generating agri-based sectors of wool, silk and GI, in addition to the existing handicrafts, handlooms, carpets, leather, toys, sports goods, minor forest produce including jute, agricultural including food items.
- Exporters from North-Eastern Region (NER), Jammu & Kashmir, Ladakh and hill regions and people belonging to the Scheduled Caste/Scheduled Tribe and women exporters would be eligible for priority sector funding and they would also be given preference in the activities under the Scheme.
- To deal with pandemic situations like COVID-19, digital / hybrid export promotion activities have been included in addition to the activities/events in physical settings.
- In order to ensure that the benefits of the Scheme reach a larger number of exporters, a maximum of three participations in a particular trade fair/exhibition would only be eligible for MAI assistance, i.e., members who have availed assistance three times (including past cases) for a particular

fair/exhibition, thereafter have to participate in that fair on their own. In the case of exporters belonging to Scheduled Caste/Scheduled Tribe/Women and the exporters having f.o.b. value of exports of or less than Rs.50 crore in a year, 5 participations in a particular event is allowed.

- Smaller exporters get the expenses on airfare for participating in approved export promotion activities abroad reimbursed. The eligibility of export turnover for such airfare reimbursement has been raised from Rs.30 crore per annum to Rs.50 crore per annum.
- On sharing basis and subject to ceiling, expenditure incurred by exporters on statutory compliances abroad (such as registration charges paid in case of pharmaceuticals, bio-technology, chemicals/ agro-chemicals, agricultural/ animal/marine products, food products; testing charges of engineering products, which require mandatory testing abroad for exports, etc.,) is provided to the exporters through the EPC concerned.
- Restriction on hosting of foreign buyers from the developed countries/ markets in the Reverse Buyer-Seller Meets organized in India has been removed.

Assistance of Rs. 360.11 crore have been approved under the Market Access Initiative Scheme for 448 proposals and Rs. 1.5 crore for 15 Capacity Building programs from the Export Promotion Councils and Trade Bodies etc. for undertaking export promotion activities in physical/ virtual/ hybrid mode during FY 2023-24.

Empowered Committee for MAI Scheme has also approved inclusion of new initiatives/ enhancement of assistance for financing under the MAI Scheme 2021 viz., support to activities undertaken by Indian Missions, assistance for display of products at International Airports, support for freight charges for shipment of exhibits, financial assistance towards expenditure on hosting prominent foreign buyers, regulators, trade journalists; support to Indian exporters for listing of their products on the e-commerce sites.

Budgetary allocation made for the Market Access Initiative Scheme during the last three years and utilisation made under the Scheme are as under:

(Values in Rs. crore)

Year	BE Provision	RE Provision	Actual Expenditure
2021-22	200.00	140.00	140.00
2022-23	200.00	190.00	190.00
2023-24	200.00	250.00	250.00

### (C) Champion Services Sector Scheme (CSSS)

- Services sector represents the most dynamic aspect of international trade and contributes significantly to global trade while maintaining a healthy annual growth momentum. Services sector contributes significantly to India's GDP, FDI inflows, exports as well as job creation.
- The Government of India had approved a Central Sector Scheme of Champion Services Sector Scheme (CSSS) for creation of an earmarked fund of Rs. 5000 crore to support sectoral initiatives of the nodal Ministries /Departments identified for the champion sectors in services. These services are - Information Technology & Information Technology enabled Services (IT& ITeS), Tourism & Hospitality Services, Medical Value Travel, Transport and Logistics Services, Accounting and Finance Services, Audio Visual Services, Legal Services, Communication Services, Construction and related Engineering Services, Environmental Services, Financial Services, and Education Services.
- Out of the total dedicated fund of Rs. 5000 crore to be utilised under CSSS, Sectoral Schemes amounting to Rs. 3839.25 crore have been approved for the period from 2019-20 to 2023-24 and these schemes are under implementation by respective nodal Ministries/Departments.

\* \* \* \* \*

# Chapter 5

## Export Promotion Mechanism

## 1. EXPORT PROMOTION COUNCILS (EPCs)

The Export Promotion Councils (EPCs) are organisations of exporters, registered as non-profit organizations under the Companies Act/Societies Registration Act. Roles and functions of these Councils are guided by the Foreign Trade Policy, which also recognizes them as registering authorities for exporters. At present, there are thirteen Export Promotion Councils (EPCs). The details of various EPCs are as follows:

### (A) Gem & Jewellery Export Promotion Council (GJEPC)

Gem and Jewellery sector is one of the largest and a leading foreign exchange earning sectors. However, in the recent times, the industry is facing challenges due to sluggish US economy, runaway inflation across the world, Russia-Ukraine conflict, slump in demand for diamonds in China. The resultant effect is the slowdown in exports - Gem & Jewellery exports from India during the fiscal year 2023-24 declined by 13.80 percent Y-o-Y to US\$ 32853 million as compared to US\$ 38112 million in 2022-23.

GJEPC Activities during the period 1st January 2023 to 31st March 2024

- IGJS Jaipur - 1st-3rd April 2023
- IIJS Premiere 2023 at two venues of JIO World Convention Centre (3rd-7th August 2023) and Bombay Exhibition Centre, NESCO, Goregaon (4th-8th August)
- IGJS Dubai - 10th-12th October 2023
- 6th edition of Artisan Awards - May 2023

- 49th edition of India Gem & Jewellery Awards (IGJA) - April 2023
- 16th edition of IIJS Signature - 5th-8th January 2024 BSM and participation in International Shows
- Lab Grown Diamond BSM 2023, India, 5th-7th April 2023
- JCK Las Vegas 2023, USA, 2nd-5th June 2023
- Jewellery and Gem Asia Hong Kong 2023, Hong Kong, 22nd-25th June 2023
- 15th India Week, DDC, NY 2023, USA, 21st-24th August 2023
- Vicenza Oro Fall 2023, Italy, 8th-10th September 2023
- Jewellery & Gem World Hong Kong 2023, Hong Kong, 18th-24th September 2023
- 8th India Rough Gemstones Sourcing Show 2023, India, 29th August-19th September 2023
- G&J BSM 2023, India, 29th-30th September 2023

### (B) Council for Leather Exports (CLE)

Council for Leather Exports (CLE) has undertaken 36 export promotion events during January 2023 to March 2024 [27 under Market Access Initiatives Scheme (MAIS) support, 7 events on self-financing basis and 2 events with Ministry of Micro, Small and Medium Enterprises (MSME) funding support under International Cooperation Scheme], as detailed below:

S. No.	Event	No. of Participants	Scheme
1	Expo Riva Schuh Garda Fair, Italy (14th-17th January 2023)	34	MAIS
2	Couromoda, Brazil (16th-18th January 2023)	10	IC Scheme (MSME)
3	Designers Fairs, Chennai (1st-3rd February 2023)	35	MAIS
4	Spoga Horse Fair, Cologne, Germany (4th-6th February 2023)	25	MAIS
5	Magic Show, Las Vegas, USA (13th-15th February 2023)	11	MAIS
6	MIPEL- The Bag Show, Milano, Italy (19th-22nd February 2023)	14	MAIS
7	India Footwear and Leather Products Show, Madrid, Spain (27th-28th February 2023)	37	MAIS
8	Fashion Access Fair, Hong Kong (13th-15th March 2023)	29	MAIS
9	Delhi Reverse Buyer Seller Meet (DILEX) (21st-22nd March 2023)	67 Indian Exhibitors 93 Foreign Buyers	MAIS
10	99th edition of Expo Riva Schuh Garda Fair, Italy (17th-20th June 2023)	45	MAIS
11	Shandong International Textile and Garment Expo, Qingdao, Shandong, China (28th-30th June 2023)	3	Self-financing

12	Global Sourcing Expo, Sydney, Australia (11 <sup>th</sup> -13 <sup>th</sup> July 2023)	18	MAIS
13	Shoes & Leather Fair, Ho Chi Minh City, Vietnam (12 <sup>th</sup> -14 <sup>th</sup> July 2023)	19	MAIS
14	Fashion Goods & Accessories Expo (Life Style Expo), Tokyo, Japan (19 <sup>th</sup> -21 <sup>st</sup> July 2023)	12	MAIS
15	ILF - Indo Leather and Footwear Expo, Indonesia, (3 <sup>rd</sup> -5 <sup>th</sup> August 2023)	05	Self-financing
16	Visit of Footwear and Leather Industry Delegation to Taiwan (9 <sup>th</sup> -12 <sup>th</sup> August 2023)	10	Self-financing
17	61 <sup>st</sup> B2B Fashion Fair STYL & 61 <sup>st</sup> B2B Footwear and Leatherware Fair KABO, Brno, Czech Republic (19 <sup>th</sup> -21 <sup>st</sup> August 2023)	05	Self-financing
18	MOSSHOOES/MOSPEL Fair, Moscow, Russia (28 <sup>th</sup> -31 <sup>st</sup> August 2023)	17	IC Scheme (MSME)
19	AYMOD International Footwear Fashion Fair, Istanbul, Turkiye (6 <sup>th</sup> -9 <sup>th</sup> September 2023)	01	MAIS
20	MIPEL - The Bag Show, Milano, Italy (17 <sup>th</sup> -20 <sup>th</sup> September 2023)	15	MAIS
21	Lineapelle, Milan, Italy (19 <sup>th</sup> -21 <sup>st</sup> September 2023)	25	MAIS
22	Magic New York, USA (19 <sup>th</sup> -21 <sup>st</sup> September 2023)	17	MAIS
23	India Footwear & Leather Products Show, Madrid, Spain (5 <sup>th</sup> -6 <sup>th</sup> October 2023)	25	MAIS
24	India Footwear & Leather Products Show, UK (18 <sup>th</sup> -20 <sup>th</sup> October 2023)	41	MAIS
25	Leathertech Bangladesh, Dhaka (2 <sup>nd</sup> -4 <sup>th</sup> November 2023)	23	MAIS
26	Footwear & Leather Show, Melbourne, Australia (21 <sup>st</sup> -23 <sup>rd</sup> November 2023)	28	MAIS
27	Dubai International Footwear and Leather Exhibition, Dubai, UAE (11 <sup>th</sup> -13 <sup>th</sup> December 2023)	33	MAIS
28	Expo Riva Schuh Garda Fair, Italy (13 <sup>th</sup> -16 <sup>th</sup> January 2024)	48	MAIS
29	Designers Fairs, Chennai (1 <sup>st</sup> -3 <sup>rd</sup> February 2024)	29 Designers 153 Visitors	MAIS
30	Spoga Horse Fair, Cologne, Germany (3 <sup>rd</sup> -5 <sup>th</sup> February 2024)	35	MAIS
31	Magic Show, Las Vegas, USA (13 <sup>th</sup> -15 <sup>th</sup> February 2024)	04	MAIS (through ISEPC)
32	Lineapelle Fair, Italy (20 <sup>th</sup> -22 <sup>nd</sup> February 2024)	14	Self-financing
33	Delhi International Leather Expo - Reverse BSM, New Delhi (4 <sup>th</sup> -5 <sup>th</sup> March 2024)	165 Indian Exhibitors 129 foreign buyers	MAIS
34	APLF Leather Fair, Hong Kong (19 <sup>th</sup> -21 <sup>st</sup> March 2024)	34	MAIS
35	Fashion Access Fair, Hong Kong (19 <sup>th</sup> -21 <sup>st</sup> March 2024)	17	Self-financing
36	India Footwear and Leather Products Show, USA (27 <sup>th</sup> -28 <sup>th</sup> March 2024)	26	MAIS

## Webinars

During January 2023 to March 2024, CLE organized the following 10 webinars on various topics for benefit of members.

1	Webinar on Sustainability in Leather & Footwear Industry	10 <sup>th</sup> January 2023
2	Webinar on Zero Defect Zero Effect (ZED) certification	25 <sup>th</sup> January 2023
3	Webinar on supply opportunities to Defence and Paramilitary Forces	28 <sup>th</sup> March 2023
4	Services of postal Department	10 <sup>th</sup> May 2023
5	Amnesty Scheme announced by DGFT for Advance authorization and EPCG scheme and on Hon'ble Supreme Court Decision upholding the "Pre-Import" condition under Advance Authorisations	9 <sup>th</sup> June 2023
6	Webinar on GST e - invoicing	4 <sup>th</sup> August 2023
7	Webinar on Authorised Economic Operator Programme	8 <sup>th</sup> August 2023
8	Making Value Added Products from Leather Wastage Presentation 9 <sup>th</sup> November 2023 by Waynerr, Switzerland	
9	Webinar on Services of CONCOR	6 <sup>th</sup> December 2024
10	Webinar on Services of National Stock Exchange	22 <sup>nd</sup> December 2024

### (C) Basic Chemicals, Cosmetics & Dyes Export Promotion Council (CHEMEXCIL)

The Basic Chemicals, Cosmetics & Dyes Export Promotion Council (CHEMEXCIL) was established in 1963 and registered under Section 25 of Companies Act of 1956 (now Section 8 of the Companies Act, 2013). The Council's Head office is located in Mumbai and it has four regional Offices located at New Delhi, Bengaluru, Kolkata and Ahmedabad. The total membership of the Council is 3975. The Council functions under the guidance of its Committee of

Administration (CoA) and under overall supervision of the Department of Commerce. In the CoA there are four Government nominees i.e Two from Department of Chemicals and Petrochemicals and Two from Department of Commerce. The Council is entrusted with the export promotion activities of the following products:

Dyes & Dye Intermediates, Basic Inorganic & Organic Chemicals, including Agrochemicals, Cosmetics, Soaps, Toiletries & Essential Oils and Speciality Chemicals, Lubricants and Castor oil.

### From January 2023 to March 2024 CHEMEXCIL organized following export promotional events/activities:

International Events	
S. No.	Events under MAI Scheme
1	CHEMSPEC Europe 2023 (The 36 <sup>th</sup> International Exhibition for Fine and Specialty Chemicals) from 24 <sup>th</sup> -25 <sup>th</sup> May 2023
2	24 <sup>th</sup> China International Agrochemicals and Crop Protection Exhibition (CAC 2023-24) from 23 <sup>rd</sup> -25 <sup>th</sup> May 2023
3	Coating Expo Vietnam 2023 in conjunction with Color & SPECHEM Vietnam and Agri Vietnam 2023 from 14 <sup>th</sup> -16 <sup>th</sup> June 2023
4	Indo Beauty Expo 2023, Jakarta, Indonesia from 21 <sup>st</sup> -23 <sup>rd</sup> September 2023
5	Buyer Seller Meet in LAC Region - Argentina & Chile from 2 <sup>nd</sup> -5 <sup>th</sup> October 2023
6	42 <sup>nd</sup> Dye+Chem Bangladesh 2023 from 13 <sup>th</sup> -16 <sup>th</sup> September 2023
7	Khimia 2023 from 30 <sup>th</sup> October - 2 <sup>nd</sup> November 2023
8	Buyer Seller Meet in Africa Region - Ethiopia & Kenya from 19 <sup>th</sup> -21 <sup>st</sup> March 2024
9	Business Delegation to Philippines, Cambodia and Thailand from 11 <sup>th</sup> -15 <sup>th</sup> March 2024

<b>Events under MSME Scheme</b>	
1	Korea chem expo 2023 coinciding with CI Korea 2023 from 18 <sup>th</sup> -21 <sup>st</sup> April 2023
2	Intercharm Korea 2023 on 30 <sup>th</sup> August 2023 to 1 <sup>st</sup> September 2023
<b>Events without any Government Grant (support)</b>	
1	The 22 <sup>nd</sup> China international dye industry, pigments and textile chemicals exhibition (China inter-dye 2023) from 26 <sup>th</sup> -28 <sup>th</sup> July 2023 at Shanghai, China
<b>S. No.</b>	<b>Domestic Events under MAI</b>
1.	CII India LAC conclave at New Delhi during 3 <sup>rd</sup> -4 <sup>th</sup> August 2023

During FY 2023-24 CHEMEXCIL organised following Seminars/Webinars:

<b>S.No.</b>	<b>Date</b>	<b>Topic</b>
1	10 <sup>th</sup> April 2023	Seminar on Foreign Trade Policy 2023
2	12 <sup>th</sup> April 2023	Webinar on BIS Masterclass
3	18 <sup>th</sup> April 2023	Foreign Trade Policy 2023 - Opportunities for Export Growth
4	27 <sup>th</sup> April 2023	Webinar on Export of Chemicals to Iran/Russia Under Rupee Payment
5	26 <sup>th</sup> April 2023	Webinar on "Foreign Trade Policy 2023"
6	24 <sup>th</sup> May 2023	Webinar on Analysis and Implication on Supreme Court's Decision on Pre-Import Condition Under Advance Authorization Scheme
7	30 <sup>th</sup> May 2023	Webinar on Selling to China - Tax Implications and Profit Repatriation
8	12 <sup>th</sup> June 2023	Export Growth Opportunities" A Discussion on Foreign trade policy 2023, Simplifying Export Finance & Minimizing Forex Costs
9	15 <sup>th</sup> June 2023	Webinar on "RoDTEP Procedure and Online Process to Claim"
10	23 <sup>rd</sup> June 2023	Webinar on Guidelines for Regularizing Export Receivables (Settlement in Different Currency)
11	14 <sup>th</sup> July 2023	Webinar on "Transporting Dangerous Goods-The Challenges and The Need for Managing Them
12	26 <sup>th</sup> July 2023	Seminar with DIC Thane on ODOP product and trade related issues
13	27 <sup>th</sup> July 2023	Webinar on "Understanding Australian Industrial Chemicals Introduction Scheme(AICIS)
14	28 <sup>th</sup> July 2023	Seminar (Capacity Building Initiative) on Global Overview of Chemical Regulations and Preparing for KKDIK(Turkey Reach)
15	18 <sup>th</sup> August 2023	Webinar on SCOMET Authorisation
16	25 <sup>th</sup> August 2023	Webinar Topic: Introduction to AEO and its Procedures
17	24 <sup>th</sup> August 2023	Webinar on Global Regulatory Developments on PFAS: Challenge for Indian Industries Ahead in Association with Global Product Compliance
18	1 <sup>st</sup> September 2023	Webinar Topic: Customs Valuation
19	21 <sup>st</sup> September 2023	Webinar on Understanding China New Chemical Substance Registration (Mee Order No. 12) In Association with Global Product Compliance
20	5 <sup>th</sup> October 2023	Webinar on Introduction to Japanese Industrial Standards JIS And GHS Obligations in Association with Global Product Compliance
21	12 <sup>th</sup> October 2023	Webinar on Eu's Carbon Border Adjustment Mechanism(CBAM)- Opportunities and Risks for The Indian Chemicals Industry
22	13 <sup>th</sup> October 2023	Webinar Topic: Export Import Documentation

23	20 <sup>th</sup> October 2023	Webinar Topic: Export Incentives with Focus on Chemical Industry
24	26 <sup>th</sup> October 2023	Webinar KKDIK Obligations and Cosmetic Compliance in Turkey
25	31 <sup>st</sup> October 2023	Webinar on Interactive session on the RoDTEP data format to be filled by exporters
26	3 <sup>rd</sup> November 2023	Webinar on INCOTERMS 2020
27	4 <sup>th</sup> November 2023	Seminar IGNITE Maharashtra Industry - Government Networking for Inclusive Transformation and Empowerment
28	9 <sup>th</sup> November 2023	Seminar "IGNITE Maharashtra Industry - Government Networking for Inclusive Transformation and Empowerment at Niyojan Bhawan, 1 <sup>st</sup> Floor, Collector Office, Thane(w)Dist. Thane"
29	10 <sup>th</sup> November 2023	Webinar Role of FTAs in Exports
30	16 <sup>th</sup> November 2023	Webinar K-REACH and SDS obligations
31	17 <sup>th</sup> November 2023	Webinar Current Compliances and Changes in Exports
32	18 <sup>th</sup> January 2024	Webinar on Turkey REACH KKDIK and K-REACH: Outlook and Updates in 2024
33	31 <sup>st</sup> January 2024	Webinar on Interactive Session on Payment Mechanisms in Rupee-Ruble Bilateral Trade
34	15 <sup>th</sup> February 2024	Webinar on EU'S Carbon Border Adjustment Mechanism (CBAM) - Opportunities and Risks for the Indian Chemicals Industry
35	19 <sup>th</sup> February 2024	Seminar on City Seminar Series: Global Chemical Regulatory Outlook 2024 at Vapi, Gujarat, Vapi Industries Association Address: VIA House, Plot No. 135, GIDC, Vapi - 396195
36	20 <sup>th</sup> February 2024	Seminar on City Seminar Series: Global Chemical Regulatory Outlook 2024 at Ankleshwar, Gujarat, Ankleshwar Industries Association Address: AIA Complex, Plot No. 618-619, GIDC Indl. Estate, Ankleshwar
37	21 <sup>st</sup> February 2024	Seminar on City Seminar Series: Global Chemical Regulatory Outlook - 2024 at Ahmedabad, Gujarat
38	22 <sup>nd</sup> February 2024	Seminar on City Seminar Series: Global Chemical Regulatory Outlook - 2024 at Chennai, Tamil Nadu
39	23 <sup>rd</sup> February 2024	Seminar on City Seminar Series: Global Chemical Regulatory Outlook - 2024 at Bengaluru, Karnataka
40	26 <sup>th</sup> February 2024	Seminar on City Seminar Series: Global Chemical Regulatory Outlook 2024 at Pune, Maharashtra Fairfield by Marriott Pune Kharadi, Mundhwa - Kharadi Rd, Thite Nagar, Kharadi, Pune, Maharashtra 411014
41	27 <sup>th</sup> February 2024	Seminar on City Seminar Series: Global Chemical Regulatory Outlook 2024 at Mumbai, Maharashtra Ira by Orchid Hotels   T2 International Airport, Andheri Kurla Road, International Airport Zone, Andheri (East)   Mumbai 400 059
42	1 <sup>st</sup> March 2024	Webinar on RoDTEP Claim Procedure and Online Process
43	7 <sup>th</sup> March 2024	Seminar on BIS and QCO Standards, Global Chemical Regulatory Outlook-2024 at New Delhi Hotel Lalit
44	8 <sup>th</sup> March 2024	Webinar on Letter of Credit in Exports
45	15 <sup>th</sup> March 2024	Webinar on Role of ECGC in Exports
46	22 <sup>nd</sup> March 2024	Webinar Understanding FEMA Regulations for Exporter's

### (D) Plastics Export Promotion Council (PLEXCONCIL)

The Plastics Export Promotion Council was established in 1955 and registered under Section 25 of Companies Act of 1956 (now Section 8 of the Companies Act, 2013) with the aim of promoting the exports of Plastics & Linoleum products from India. The Council's head office is located in Mumbai and it has four regional offices at Kolkata, Chennai, Ahmedabad and New Delhi. The total membership of the Council is 2970. The Council functions under the guidance of its Committee of Administration (CoA) and under the overall supervision of the Department of Commerce. In the CoA there are two Government nominees i.e. from

Department of Chemicals and Petrochemicals and Department of Commerce. The Council is entrusted with the export promotion activities of the following products: Plastic Raw Materials, Consumer & Houseware Products, Cordage, Fishnets & Monofilaments, FIBC, Woven Sacks, Woven Fabrics, Tarpaulin, Floor Coverings, Leather cloth & Laminates, FRP & Composites, Medical Items of Plastics, Miscellaneous Products and Items NES, Packaging Items-Flexible, Rigid, Plastic Films and Sheets, Plastics Pipes & Fittings, Writing Instruments & Stationery, Human Hair & Related Products.

During January 2023 to March 2024 PLEXCONCIL organised the following export promotional events/activities:

S. No.	International Events under MAI Scheme
1	Ambiente 2023 from 3 <sup>rd</sup> -7 <sup>th</sup> February 2023
2	IPF Bangladesh 2023 from 22 <sup>nd</sup> -25 <sup>th</sup> February 2023
3	CosmoProf Bologna 2023 from 17 <sup>th</sup> -20 <sup>th</sup> March 2023
4	Koplas 2023 from 14 <sup>th</sup> -18 <sup>th</sup> March 2023
5	Plastico Brasil 2023 from 27 <sup>th</sup> -31 <sup>st</sup> March 2023
6	JEC World 2023 from 25 <sup>th</sup> -27 <sup>th</sup> April 2023
7	Interpack 2023 from 4 <sup>th</sup> -10 <sup>th</sup> May 2023
8	T-Plas from 20 <sup>th</sup> -23 <sup>rd</sup> September 2023
9	Buyer Seller Meet in LAC (Guatemala) - 3 <sup>rd</sup> November 2023
10	Plastimagen from 7 <sup>th</sup> -10 <sup>th</sup> November 2023
11	Paperworld Middle East from 15 <sup>th</sup> -17 <sup>th</sup> November 2023
12	Plast Eurasia Istanbul from 23 <sup>rd</sup> -26 <sup>th</sup> November 2023
13	Arabplast from 13 <sup>th</sup> -15 <sup>th</sup> December 2023
14	Ruplastica from 24 <sup>th</sup> -27 <sup>th</sup> January 2024
15	Ambiente from 3 <sup>rd</sup> -7 <sup>th</sup> February 2024
16	Cosmoprof Bologna from 17 <sup>th</sup> -20 <sup>th</sup> March 2024
S. No.	Domestic Events under MAI Scheme
1	Reverse Buyer Seller Meet in PLASTINDIA from 1st-5th February 2023
2	Reverse Buyer Seller Meet in PLEXCONNECT India from 15th-17th June 2023

## Seminars/Webinars

S.No.	Date	Topic
1	18 <sup>th</sup> March 2023	PLEXCONCIL jointly in collaboration with MSME DFO, Aurangabad office, Ministry of MSME, organized a Webinar on "MSME Sustainable ZED Certification Scheme.
2	23 <sup>rd</sup> March 2023	PLEXCONCIL organized an Awareness Seminar at Palghar in collaboration with TIMA- Tarapur Industries Manufacturers Association.
3	8 <sup>th</sup> April 2023	PLEXCONCIL along with Lakshmikumaran & Sridharan Attorneys (L&S) organized a webinar on "Decoding the New Foreign Trade Policy - 2023.
4	19 <sup>th</sup> April 2023	PLEXCONCIL organized a Seminar in association with "Pimpri Chinchwad Plastic Association" on occasion of "4 <sup>th</sup> Edition of Polymer Icon 2023 Awards" in Pune.
5	10 <sup>th</sup> May 2023	PLEXCONCIL and DGFT RA Mumbai organized Webinar on Amnesty Scheme for Advance Authorization and EPCG Scheme.
6	1 <sup>st</sup> June 2023	Workshop on Making Plastic Manufacturing MSMEs globally competitive was organized jointly by PLEXCONCIL, Gujarat State Plastic Manufacturers Association (GSPMA), National Association of Software and Services Company (NASSCOM) CoE and Ahmedabad Management Association (AMA) at Ahmedabad.
7	7 <sup>th</sup> July 2023	PLEXCONCIL along with Lakshmikumaran & Sridharan Attorneys (L&S) organized a webinar on "Areas of Disputes under GST regime" to create awareness among the trade about the major area of disputes under GST Regime.
8	11 <sup>th</sup> August 2023	PLEXCONCIL organised a webinar on Emerging Business Opportunities Through Plastic Recycling.
9	15 <sup>th</sup> September 2023	PLEXCONCIL organized a webinar on Benefits & Easy Documentation for Zero Effect Zero Defect (ZED) and other benefits of MSME Scheme.
10	16 <sup>th</sup> December 2023	PLEXCONCIL organized an education tour to the proposed Bharat Mart in Jebel Ali, Dubai. There were 16 participants from 13 Indian companies have joined the tour.
11	11 <sup>th</sup> January 2024	India-Malawi B2B meeting for the Plastic Sector was organised jointly with High Commission of India, Malawi and PLEXCONCIL.
12	30 <sup>th</sup> January 2024	PLEXCONCIL in association with Embassy of India, Brussels organized a India-Brussels Virtual Meeting for the Plastic Sector
13	23 <sup>rd</sup> February 2024	PLEXCONCIL organized a Webinar on Payment Mechanisms in Rupee-Ruble Bilateral Trade with SBER Bank
14	6 <sup>th</sup> March 2024	PLEXCONCIL organized a hybrid meeting with DP World - JAFZA Management, Dubai, to promote Bharat Mart
15	14 <sup>th</sup> March 2024	PLEXCONCIL organized a webinar for the "Recycle material in Food Contact Material Application".

### (E) Chemicals & Allied products Export Promotion Council (CAPEXIL)

CAPEXIL, a premier Export Promotion Council, was set up in 1958 under the Companies Act, 1956. The Council's Registered Office and Head office is located in Kolkata and

it has four regional offices located at Mumbai, Chennai, Kolkata and New Delhi. The Council functions under the guidance of its Committee of Administration (CoA) and under overall supervision of the Department of Commerce, Government of India. The Council is entrusted with the

Export Promotion activities of Chemical based Allied Products which includes Bulk Minerals and Ores, Natural Stone Products, Processed Minerals, Paper & Paper Board Products, Auto Tyres and Tubes, Rubber Products, Ceramics and Allied Products, Glass and Glassware, Plywood and Allied Products, Cement, Clinkers and

Asbestos products, Graphite and explosives, Books, Publications & Printing products, Paints, Printing Ink and Allied Products, Miscellaneous Chemical Products, Ossein and Gelatin and Animal by-products. During 2022-23, the Council had 3600 registered members.

During FY 2023-24 CAPEXIL organized following export promotional events/activities:

<b>List of Events Abroad FY 2023-24</b>	
<b>S. No.</b>	<b>Event Name</b>
1	Organized Coverings 2023 Tradeshow at Orlando, USA for Building & Construction Material products from 18 <sup>th</sup> - 21 <sup>st</sup> April 2023
2	Organized Paper Vietnam 2023, Coating Vietnam 2023 & Rubber & Tyre Vietnam 2023 for Paper, Rubber and Coating Products during 14 <sup>th</sup> -16 <sup>th</sup> June 2023
3	Organized Frankfurt Book Fair in Germany for Books, Publication and Printing Products from 18 <sup>th</sup> -22 <sup>nd</sup> October 2023
4	Organized Sharjah International Book Fair in Sharjah, UAE for Books, Publication & Printing products from 2 <sup>nd</sup> -13 <sup>th</sup> November 2023
5	Organized UK Construction Week Cum B2B Meets, Birmingham, UK & Birmingham & London for Ceramic Products from 3 <sup>rd</sup> -7 <sup>th</sup> October 2023
6	Organized Poland Exhibition in Poland for Building and Construction Material products from 23 <sup>rd</sup> -25 <sup>th</sup> November 2023
<b>RBSM Events under MAI Scheme</b>	
1	CAPEXIL organized Mega RBSM for Ceramic products coinciding with the GPBS Exhibition during 7 <sup>th</sup> -10 <sup>th</sup> January 2024 at Rajkot, Gujarat
2	Organized Reverse Buyer Seller Meet for Books, Publications and Printing Services and Paper Products during 7 <sup>th</sup> -9 <sup>th</sup> February 2024

<b>Export Promotional Activities</b>		
<b>S. No.</b>	<b>Date</b>	<b>Topic</b>
1	16 <sup>th</sup> -18 <sup>th</sup> January 2023	CAPEXIL organized its member's participation in the Chennai International Book Fair, 2023.
2	23 <sup>rd</sup> January 2023	CAPEXIL in association with Indian Embassy in Thailand, Bangkok organized Virtual Buyer Seller Meet with Importers of Ceramics, Glass, Rubber & Miscellaneous Products in Thailand.
3	27 <sup>th</sup> January 2023	CAPEXIL organized programme on "Settlement of International Trade in Indian Rupees" and "Export through India Post" on virtual mode for the benefit of member exporters.
4	6 <sup>th</sup> May 2023	CAPEXIL organized Interactive Meet with member-exporters of Animal Origin Products in Lucknow, Uttar Pradesh on 6 <sup>th</sup> May 2023
5	12 <sup>th</sup> May 2023	Conducted Webinar Programme with Chennai Port Trust Authority and M/s. Container Corporation of India Ltd., Chennai.
6	30 <sup>th</sup> May 2023	Conducted a Webinar Programme on "Foreign Trade Policy - 2023"
7	2 <sup>nd</sup> June 2023	Organized an Interactive Session cum Seminar for MSME Member Exporters with ECGC Ltd. & Yes Bank

8	14 <sup>th</sup> June 2023	CAPEXIL in association with Government of Tamil Nadu organized a Seminar on "Facilitating MSME of Tamil Nadu"
9	14 <sup>th</sup> July 2023	Conducted Webinar Programme on "Authorized Economic Operator Scheme" with Chennai Customs, Chennai
10	28 <sup>th</sup> August 2023	Conducted Webinar Programme with "Directorate General of Commercial Intelligence & Statistics, Kolkata and Small Industries Development Bank of India, Chennai"
11	31 <sup>st</sup> August 2023	Organized an Awareness Program (Virtual) regarding Anti-dumping Investigation started by GCC on Imports of Sanitary ware products from India
12	1 <sup>st</sup> September 2023	CAPEXIL organized virtual Awareness Program regarding Antidumping investigation on imports of sanitary ware made of (Porcelain or Chinese porcelain or others) from China PR and India started by GCCTSAIP
13	13 <sup>th</sup> September 2023	Organized 3 <sup>rd</sup> Awareness Program (Virtual) regarding Status on Antidumping Investigation started by GCC on Imports of Sanitary ware products from India
14	16 <sup>th</sup> September 2023	Organized Export Awards function to facilitate meritorious member exporters for their outstanding export performance during the last five years
15	29 <sup>th</sup> September 2023	Conducted Webinar Programme with "The Tamil Nadu Industrial Investment Corporation Ltd., Chennai and MSME Development & Facilitation Office, Chennai and M/s. Export Credit Guarantee Corporation of India Ltd. Chennai"
16	16 <sup>th</sup> October 2023	CAPEXIL in association with Department of Animal Husbandry organized opening meeting with Food and Veterinary Officers (FVO) audit team of European Commission to audit plants producing Animal B-Products and Derived products meant for Export to EU
17	17 <sup>th</sup> October 2023	Conducted Webinar Programme on "Export-Import Finance and its strategies to reduce the cost" through virtual Mode
18	27 <sup>th</sup> October 2023	CAPEXIL in association with Department of Commerce organized closing meeting with Food and Veterinary Officers (FVO) audit team of European Commission to audit plants producing Animal B-Products and Derived products meant for Export to EU
19	31 <sup>st</sup> October 2023	Conducted Programme on "Capacity Building Session on Emerging Opportunities from Free Trade Agreements - Industry Perspective" jointly with CII, Chennai, at ITC Grand Chola, Chennai
20	17 <sup>th</sup> November 2023	Conducted "Tamil Nadu Infrastructure Summit 2023" jointly with CII, Chennai, at Hotel Taj Wellington Mews, Chennai
21	29 <sup>th</sup> November 2023	Organized Webinar Programme with "Assistant Commissioner of Customs, Chennai Customs House, Chennai, and Assistant Professor, School of Maritime Management, Indian Maritime University, Chennai, through virtual Mode"
22	12 <sup>th</sup> January 2024	CAPEXIL in association with "National Stock Exchange of India Ltd., Chennai and with Controller General of Patents, Designs & Trade Mark (CGPDTM), Chennai", Conducted Webinar Programme through virtual Mode on 12 <sup>th</sup> January 2024

23	17 <sup>th</sup> January 2024	CAPEXIL in association with Development & Facilitation Office, Ministry of MSME, Government of India, Durgapur has organized National Seminar on Export Promotion & GeM at Annex Hall, Srijani, City Centre, Durgapur
24	19 <sup>th</sup> January 2024	CAPEXIL in association with EEPIC-INDIA organized an outreach program on Authorized Economic Operators (AEO) at Kolkata
25	24 <sup>th</sup> January 2024	CAPEXIL in association with Development & Facilitation Office, Ministry of MSME, Government of India, Suri organized National Seminar/ Workshop on Marketing & Export Promotion for MSMEs at Rabindra Sadan, Suri, Birbhum
26	30 <sup>th</sup> January 2024	Conducted Webinar Programme with "Directorate General of Taxpayer Services (DGTPS), Chennai Zonal Unit (CZU), CBIC, Chennai, and Controller General of Patents, Designs & Trade Mark (CGPDTM), Chennai, through virtual Mode
27	7 <sup>th</sup> February 2024	CAPEXIL organized Paper, Paper Board and Products Panel meeting during Pamex Expo 2024 at NSE Ground/Bombay Exhibition Centre.
28	8 <sup>th</sup> February 2024	CAPEXIL in association with the Embassy of India in Baku, Azerbaijan organized an export promotion event for Ceramic Tiles and Related Construction Material Interactive Meet cum Catalogue Show in Baku, Azerbaijan at JW Marriott Hotel, Baku
29	28 <sup>th</sup> February 2024	CAPEXIL SR organized Webinar Programme with "Indian Institute of Materials Management, Chennai and with Export Inspection Agency, Chennai", through virtual Mode
30	1 <sup>st</sup> March 2024	CAPEXIL WR has organized "Cluster Outreach Program cum Interactive Seminar" for MSME Exporter at Bhosari-Pimri-Chinchwad Chakan Region at Pune in Automotive Rubber Products Manufacturers' Cluster at the Conference Room of Maratha Chamber of Commerce & Industry, Pune
31	7 <sup>th</sup> March 2024	CAPEXIL SR conducted Webinar Programme with "Reserve Bank of India, Chennai" on Foreign Exchange and FEMA Regulation on Trade through virtual Mode

### **(F) Shellac and Forest Products Export Promotion Council (SHEFEXIL)**

The Shellac Export Promotion Council is a non profit company founded in June 1957, under the Companies Act, 1956 (now, Section 8 of the Companies Act, 2013). Its name was changed to Shellac and Forest Products Export Promotion Council (SHEFEXIL) on 8th February 2007. The Council's registered office is located at Kolkata and no additional branch or regional office exists for this Council. Total membership strength is 1037. The Council functions under the guidance of its Committee of Administration

(CoA) and under the overall supervision of the Department of Commerce. SHEFEXIL is the designated Nodal EPC for Non-Timber Forest Produce and also for products from North-East region. The Council is presently entrusted with the export promotion activities of the following products: Shellac and Lac based Products; Vegetable Saps & Extracts of Herbs, Guar Gum, Plant & Plant Portion (Herbs), fixed vegetable, Oil cake and others, other vegetable materials, Multi products belonging to the North Eastern region and Nutraceuticals.

SHEFEXIL is also the designated EPC for Nutraceuticals.

During FY 2023-24 SHEFEXIL organized following export promotional events/activities:

Event Name	Region	Country	Event start Date	Event end Date
Vitafoods Europe 2023	Europe	Switzerland	9 <sup>th</sup> May 2023	11 <sup>th</sup> May 2023
SupplySide West 2023	NAFTA	United States	25 <sup>th</sup> October 2023	26 <sup>th</sup> October 2023
Food Ingredients Europe 2023	Europe	Germany	28 <sup>th</sup> November 2023	30 <sup>th</sup> November 2023

## Export Performance

(Values in US\$ million)

	EPCs	2019-20	2020-21	2021-22	2022-23	2023-24
1.	CAPEXIL	22490.53	25787.63	31263.83	29176.61	30236.65
2.	CHEMEXCIL	18267.42	17533.04	24313.88	23781.13	20380.84
3.	PLEXCONCIL	10011.11	9860.99	13352.23	11967.00	11550.85
4.	SHEFEXIL	2608.72	2362.30	2779.66	2862.84 (R)	3452.27 (F)

### Initiatives taken by EP(CAP) Division

- The RoDTEP rates anomaly among Guar Products has been resolved vide DGFT Notification No. 53/2015-20 dated 9th January 2023 that enhanced the RoDTEP rates on Guar Gum Value-added product i.e. Guar Gum Pulverised & Treated. This move shall help in furtherance export of value-added Guar Gum powder from India.
- Resolved the concern faced by exporters of the Products 'Chitin & Chitosan' so that the exporters Plant registration process under TRACES System can be initiated for enabling export to EU.
- Resolved the conflicting issue about issuing Official Certificates for export of food supplements containing Botanicals to EU among EIC and SHEFEXIL. The Agencies were also sensitized to track the reasons for rejection of export consignments, if any, and take appropriate measures for containing such issues.
- Despite the World economic crisis and overall economic slowdown; the export of Iron Ore and Ceramics & Glassware Products have registered significant positive growth during FY 2023-24 compared to 2022-23.
- EP(CAP) Division facilitated CAPEXIL's delegation visit for participation in UK Construction Week cum B2B Meets in UK under MAI Scheme during October 2023 which led to positive export business and also provided an opportunity for exporters to access UK markets. Also, EP(CAP) facilitated CAPEXIL to organise Mega RBSM for Ceramic Products; first time in India at such large scale in which more than 200 overseas delegates from 30 countries participated.
- EP(CAP) Division facilitated PLEXCONCIL EPC to organise India's first ever export-focused plastics exhibition PLEXCONNECT 2023 at Mumbai during 15th-17th June 2023 under MAI Scheme. The event was attended by over 7,000 trade visitors and over 400 overseas buyers from 51 countries. The Event generated business inquiries valued at over US\$ 16.1 million through the Reverse Buyer Seller Meets.
- The long pending request of the Flexible Intermediate Bulk Containers (FIBC) exporters was resolved in February 2024 as the rate of 2.3 percent has been announced under the RoSCTL for FIBC product segment with a cap of Rs. 3.7 per kilograms. This product segment was not getting any Government support since August 2019.

### (G) Sports Goods Export Promotion Council (SGEPC)

The SGEPC has conducted the following trade promotion and related activities during January 2023 to March 2024:

S. No.	Event Name	Region	Country	Commodity Name	Event start Date	Event end Date
1.	Hong Kong Toys & Games Fair	NEA	Hong Kong	Toys	9 <sup>th</sup> January 2023	12 <sup>th</sup> January 2023
2.	Spielwarenmesse International Toy Fair 2023	Europe	Germany	Toys	1 <sup>st</sup> February 2023	5 <sup>th</sup> February 2023
3.	Australian Toy Hobby and Licensing Fair 2023	Oceania	Australia	Toys	5 <sup>th</sup> March 2023	8 <sup>th</sup> March 2023
4.	SGEPC India RBSM for Sports Goods 2023	-	New Delhi, India	Sports Goods	21 <sup>st</sup> March 2023	22 <sup>nd</sup> March 2023
5.	SGEPC India RBSM for Toys 2023	-	Mumbai, India	Toys	31 <sup>st</sup> August 2023	2 <sup>nd</sup> September 2023
6.	New York Toy Fair 2023	NAFTA	United States	Toys	30 <sup>th</sup> September 2023	3 <sup>rd</sup> October 2023
7.	ISPO 2023	Europe	Germany	Sports Goods	28 <sup>th</sup> November 2023	30 <sup>th</sup> November 2023
8.	Hong Kong Toys & Games Fair 2024	NEA	Hong Kong	Toys	8 <sup>th</sup> January 2024	11 <sup>th</sup> January 2024
9.	Spielwarenmesse International Toy Fair 2023	Europe	Germany	Toys	30 <sup>th</sup> January 2024	3 <sup>rd</sup> February 2024
10.	Australian Toy Hobby and Licensing Fair 2024	Oceania	Australia	Toys	11 <sup>th</sup> February 2024	14 <sup>th</sup> February 2024
11.	SGEPC India RBSM for Sports Goods 2023	-	New Delhi, India	Sports Goods	19 <sup>th</sup> March 2024	20 <sup>th</sup> March 2024

#### (H) Project Exports Promotion Council of India (PEPC)

- Project Exports Promotion Council of India (PEPC), an export promotion council set up by the Government, is an apex coordinating agency to facilitate project exports comprising of overseas projects contracted in any of the following modules:
- Civil Construction Projects
- Turnkey Projects including engineering, procurement and construction (from concept to commissioning) and essentially includes civil work/ construction and all supplies specific to these turnkey projects
- Process and Engineering Consultancy Services and
- Project construction items (excluding Steel and Cement)
- Construction Engineering Products (Fittings & Fixtures/ Materials)
- Construction Equipment's & Accessories
- Other Project Goods

PEPC is an Autonomous Society under Department of

Commerce, Ministry of Commerce and Industry.

#### (a) Sectors of Development

PEPC, has been actively engaged in the development and promotion of project exports in major sectors of economic and industrial development such as construction of dams, hydroelectric & thermal power plants, industrial plants, utility buildings, large scale oil and natural gas pipelines, petrochemical refineries and complexes, motorways, tunnels and bridges, seaports and airports, large-scale housing projects, high-rise buildings, hotels & tourist resorts, etc.

#### (b) Markets

The major markets for the Indian process and construction engineering contractors and consultants have been:

- SAARC
- Middle East
- Far East
- Africa
- Latin America

### (c) Export Performance

Total value secured till March 2024

Years	2022-23	2023-24 (Prov)
Value Rs. crore	37044.40	81562.02
Value US\$ million	4499.94	9921.34

The value of contracts secured by PEPC members during financial year 2023-24 grew approximately 220 percent of total value of contracts secured during the financial year 2022-23 (US\$ 4.5 billion, Rs. 37,044 crore).

The contracts were secured in Power transmission & Distribution, Solar, Hydrocarbons, IT Infrastructure & Industrial Plant Project sectors.

The range of value of contracts secured is US\$ 0.01 million (Sugar Plant) to US\$ 2779 million (Green Ammonia, Solar, Wind Energy).

The contract basket is fairly spread in various countries with contracts being secured in Bangladesh, Iraq, Australia, Ivory Coast, Thailand, Tanzania, United Arab Emirates, America, Saudi Arabia, Oman, Malaysia, Lithuania and Maldives during FY 2023-24. The contracts have been secured in varied developmental sectors such as PT&D (Power Transmission & Distribution), Water Projects, Infrastructure, Industrial projects, Consultancy. This reflects the technical & financial maturity of Indian Project Exporters.

Activities during 1st January 2023 to 31st March 2024

- PEPC organized a Webinar on International Trade Settlement in Indian Rupees (INR) on 24th January 2023.
- PEPC organized Capacity Building Programme for Project Exporters on 24th February 2023 at Pune.
- PEPC along with its member companies participated in Interactive Workshop on Opportunities in Projects Funded by the World Bank and India Exim Bank on 22nd February 2023 at New Delhi.
- PEPC along with its member companies participated in "Stakeholders meeting on Quantum of Opportunities at Inter-American Development Bank (IDB)" hosted by Shri G.V. Srinivas, Additional Secretary.
- PEPC organized Capacity Building Programme for Project Exporters on 26th May 2023 at Ahmedabad.

- PEPC was endorsement partner for 8th Edition of East Africa Transport & Infrastructure Conference organized by Bricca Consulting Pvt. Ltd at Addis Ababa- Ethiopia on 5th & 6th June 2023.
- PEPC along with its member companies participated in Team India Stakeholders meeting in context of Hon'ble Prime Minister's exhortation to Indian Missions to follow '3T (Trade, Tourism and Technology) strategy' to boost economic diplomacy.
- PEPC along with its member companies participated in Stakeholder discussion on 'India-Latin America and Caribbean Trade and Economic Relations' and the forthcoming CII India-LAC Business Conclave.
- PEPC organized Capacity Building Programme for Project Exporters on 25th August 2023 at Mumbai.
- PEPC was endorsement partner for 5th Edition Power Tech Africa organized by Bricca Consulting Pvt. Ltd. at Addis Ababa- Ethiopia on 18th-19th September 2023.
- PEPC & its member companies participated in Stakeholders Workshop on Exports conducted by EXIM Bank in Mumbai on 2nd September 2023.
- PEPC along with member companies physically attended "Unlocking Trade for Growth", "Preparing for the Future of Work" and "Advancing Financial Inclusion" which was focused on Council's role in strengthening the MSME sector in India and enhancing their export potential
- PEPC attended Bharat Mart Session @ World Investment Conference on 13th December 2023 at the India International Convention & Expo Centre (Yashobhoomi), Dwarka, New Delhi.
- PEPC organized Capacity Building Programme for Project Exporters on 22nd January 2024 at New Delhi.

### (I) Electronics and Computer Software Export Promotion Council

Electronics and Computer Software Export Promotion Council (ESC) is mandated to promote India's exports of Electronics, Telecom, Computer Software and IT Enabled Services. ESC offers a varied set of services to its members for accelerating exports.

Some of the services of ESC are as follows:

- Provides commercially useful information and assistance to their members in developing and increasing their exports.

- Facilitates participation in Global Trade Shows / Expositions and Conferences.
- Undertakes Market Research / Studies and publicity Campaigns in overseas markets.
- ESC facilitates business interface between Indian and foreign companies through Buyers – Seller Meets, and locates new business partners for Indian electronics, computer software and IT companies.
- As a link between the Government and member exporters, ESC provides a platform for interaction on policy issues.
- Building a statistical base and providing data on the exports and imports of the country, exports and imports of their members, as well as other relevant international trade data.

During the year 2023-24, export of Electronics is estimated to be US\$ 29.11 billion and software export is estimated to have reached to a level of US\$ 200 billion. Export of Electronics has registered a growth of 23.57 percent over preceding year and export of software has registered a growth of 3.63 percent over the previous year. ESC offers a varied set of services of its members for accelerating exports.

During 2023-24, ESC organized member's participation in following events:

#### **(i) International Events**

##### **(a) India Pavilion-Retail Innovation Conference and Expo-McCormick Place - South Hall Chicago USA**

Retail Innovation Conference & Expo is a one-stop shop for retail companies to hear trends and discover applications for both their in-store and online businesses. With a strong emphasis on the digital world, the show has marked the return of the Internet Retailer Conference & Expo (IRCE) show, one of the most established and highly regarded brands in the e-commerce sector. A number of Indian companies have excellent solutions for the retail sector. ESC organised participation of 15 companies who showcased their ICT products and solutions developed for this sector at the show.

##### **(b) India LAC Conclave 3rd - 4th August 2023**

The Council organised meeting with IT delegates at the India-LAC Conclave held on 3rd-4th August 2023 at New Delhi. ICT Member companies participated at the B2B Meet.

##### **(c) B2B Meet in Vietnam & Cambodia 21st-25th August 2023**

The ASEAN region as a whole offers immense potential for India's electronics and ICT exports. Besides, there are excellent prospects for Indian Electronics and IT companies to create market niches. The global challenges compel India to scout for alternative markets and to bring down the dependence on a single market. Therefore, to realize India's potential as a major exporter of software solutions and services, it is imperative to focus on other potential global markets including ASEAN, which offer immense potential to be tapped.

As a part of ESC's Global Outreach programme, the Council organised a delegation visit of ESC members to Vietnam and Cambodia from 21st to 25th August 2023. In both countries, several B2Bs were organised.

##### **(d) Indian Electronics and IT Delegation to Kenya and Tanzania 11th-16th September 2023**

ESC organised a delegation visit of 15 Indian Electronics and IT companies to Kenya and Tanzania from 11th-16th September 2023. Indian High Commission offices in Nairobi and Dar es Salaam helped ESC to organise the events. BSMs were held in Nairobi and Dar es Salaam on 11th September 2023 and 14th September 2023 respectively. At both the places, there was a good level of participation from the local industry.

##### **(e) GITEX 2023 16th-20th October 2023, Dubai**

GITEX is the largest and the most successful event of its kind in the Middle East. It has firmly established itself as the premier international exhibition for computing and communications systems and applications dedicated to the ICT industry and the entire business environment. GITEX unifies the world's most influential ecosystems advancing business, economy, society, and culture through the sheer power of innovation. The world's largest, most inclusive tech & start-up event unveils new worlds of promise – from the transcendent power of 6G to the vast virtual business ecosystems of the Metaverse – among many tech-powered revolutions and future-forward thinking. GITEX held in Dubai World Trade Centre (DWTC) from 16th to 20th October 2023 which has widely emerged as the Middle East's ICT hub and the sector has shown rapid development in the past years. Dubai's geographical proximity to the Middle East, the Indian Subcontinent, and Central Asia, combined with its easy

access to Europe and the Eastern Mediterranean make Dubai the location of choice for many businesses. 41-Indian companies exhibited under ESC India Pavilion which was inaugurated by Shri Sunjay Sudhir, Ambassador of India to the United Arab Emirates. The event provides the participating Indian ICT companies with opportunities to target the burgeoning Middle East market.

The event was highly successful as was reflected in the views of delegates/ members. The majority of the participants found participation in the event highly satisfactory and confirmed to participate in the next edition of the event. The event provided the participants with a great opportunity to market their innovative solutions and discuss business prospects with buyers from across the world. As per preliminary feedback received from participants, business opportunities worth US\$ 12.275 million were generated during the 5 days of the Show. In addition, a number of participants also received some serious business enquiries.

#### **(f) ATF SINGAPORE: 6th-8th December 2023**

The Asia TV Forum & Market (ATF) stands as Asia's premier content market, serving as a nexus for talent in animation, visual effects, and technology in Southeast Asia. This dynamic gathering serves as a hub for industry professionals to engage in transactions, networking, trend exploration, and the showcasing of cutting-edge innovations in animation, VFX, content creation, and gaming software services. ATF attracted 4,800 attendees from 60 countries, verifying its reputation as a high-quality platform for entertainment, gaming software, and services in Asia. ESC organized the India Pavilion featuring 20 companies at ATF. On 6th December 2023, H.E. Dr. Shilpak Ambule, High Commissioner of India in Singapore, inaugurated the India Pavilion. During his visit, he engaged with a team of Indian exhibitors specializing in gaming software/services and the AVGC sector (Animation, VFX, and Content Creation). H.E. Dr. Ambule commended the efforts of the ESC India Pavilion in promoting Indian AVGC companies at ATF 2023 Singapore. The majority of companies received inquiries for their innovations and services. There was a notable interest among the visitors in the products and services presented by the Indian participants. Notably, one of the participating companies promptly signed a business agreement with Studio W. BABA on the spot.

#### **(g) SOFTWAVE 2023: 29th November - 1st December 2023 South Korea**

Electronics and Computer Software Export Promotion Council participated in Softwave 2023 edition from 29th November-1st December 2023 with a delegation of 15 IT companies. The delegation was led by Ms. Mercy Epao, Joint Secretary, MSME. The delegation got an overwhelming response during the show.

#### **(h) CES 2024: 9th-12th January 2024, USA**

Electronics and Computer Software Export Promotion Council participated in CES 2024 edition from 9th-12th January 2024 with a delegation of 20 comprising of Electronics and Software companies. The delegation got an overwhelming response during the show.

#### **(i) BETT 2024: 22nd-24th January 2024, United Kingdom**

Electronics and Computer Software Export Promotion Council participated in CES 2024 edition from 22nd-24th January 2024 with a delegation of 15 Software companies. The delegation got an overwhelming response during the show.

#### **(j) ESC Delegation to Brazil and Paraguay: 4th-8th March 2024**

- Brazil: ESC organized a delegation visit of 15 Electronics and IT companies to Brazil and Paraguay from 4th-8th March for a B2B meet. The meet was addressed by Ms. Manisha Swami, CGI, Sao Paulo, Brazil. The delegation got an overwhelming response during the show. During the visit to Brazil, the Council signed an MoU with Federation of Commerce, Services, Tourism of the State of the Golas, Brazil.
- Paraguay: In Paraguay, MoU was signed with the Chamber of Software Industry of Paraguay to boost India's Electronics and IT trade in Paraguay. Mr. Gustavo Villate, Minister of Technology of Information and Communication of Paraguay, and India's Ambassador Shri Yogeshwar Sangwan were present at the event.

#### **(k) B2B Meets: ESC Delegation to CIS Region 11th-5th March 2024**

The Council sponsored a delegation of its members to Uzbekistan and Kazakhstan from 11th-15th March 2024. Participants were highly satisfied with the event, with buyers from both the countries showing keen interest in sourcing IT software, solutions, and services from Indian

participants. This led to productive business interactions and immediate deals. The event facilitated product promotion, business discussions, and fostered a positive overall experience.

## (ii) Domestic Events

### (a) An Interactive Session on recent developments in Customs and regularizing the Export Obligation defaults under AA and EPCG Scheme was held on 19th April 2023

Session held on 19th April 2023 discussion covered:

- Bonded Warehouse changes (MOOWR)
- Amnesty for export obligation defaults (AA & EPCG)
- Updates to AA, EPCG, and e-commerce incentives
- Trade digitization complexities
- SCOJET changes

### (b) India-Vietnam B2B in Electronics Components: 24th April 2023 Virtual

ESC in association with Embassy of India in Vietnam organised a virtual B2B meet between Indian Electronics components exporters and buyers from Vietnam on 24th April 2023. Vietnam Electronics Industries Association helped to mobilise participation of the Vietnamese electronics companies. The B2B meet was attended by 15 Indian companies and 10 buyers from Vietnam.

### (c) Ghana Business Delegation Visit to ESC

A business delegation from Ghana visited ESC on 26th April 2023 to discuss electronics products procurement opportunities. The delegation is interested in procurement of medical devices and solar panels from India.

### (d) Meeting with HE Dr. Abdulaziz bin Mohammed Al-Suwailem, CEO, Saudi Authority of Intellectual Property, Saudi Arabia held on 15th May 2023, New Delhi

HE Dr. Abdulaziz bin Mohammed Al-Suwailem, CEO, Saudi Authority of Intellectual Property, Saudi Arabia visited New Delhi on 15th May 2023. The Saudi Authority for Intellectual Property (SAIP) is a Government body in Saudi Arabia which is responsible for the protection and supporting the intellectual property in the Kingdom. It aims to regulate, support, develop, sponsor, protect, enforce and upgrade the fields of intellectual property in Saudi Arabia in accordance with international best practices, and it is organizationally linked to the Hon'ble Prime Minister.

### (e) Interactive Session - Pre-import condition under Advance Authorisation Scheme - 25th May 2023

ESC organised a virtual session on Pre-import condition under Advance Authorisation Scheme on 25th May 2023. During the session following was discussed.

- Pre-import condition as introduced under the Foreign Trade Policy.
- Issues (being) faced by various manufacturer-exporters and litigation arising therefrom.
- Analysis and implication of decision of Apex Court in Cosmo Films Ltd.

### (f) Stakeholder Consultation Meeting ESDM and its Policy of Haryana 29th May 2023 - ESC House

Department of Industries and Commerce, Government of Haryana intended to come up with a dedicated policy for ESDM and IT/ITeS and related Sectors. The Department officials are in the process of formulating IT/ITeS and related Sectors' Policies and have requested your Council to organize an Interactive Session with ESC Member Exporters.

ESC organised a stakeholders consultation meeting on 29th May 2023 at ESC House, 155 Okhla Estate, Phase 3, New Delhi, for inputs for formulating IT/ITeS policy for the benefit of trade and exports from the State.

### (g) India-Thailand B2B in ICT: 30th May 2023 Virtual

ESC in association with Embassy of India in Thailand organised a virtual B2B meet between Indian Electronics and IT companies and buyers from Thailand.

### (h) Virtual B2B Meet India and Chile: 16th June 2023

Chilean software industry has been a very promising market over the last few years. The global ICT market in Chile was valued at US\$ 8.92 billion in 2021 which is expected to grow at a compounded annual growth rate (CAGR) of 9.3 percent to reach to US\$ 13.93 billion by 2026. The cumulative revenue generation opportunities for ICT market in Chile are estimated at US\$ 58.74 billion between 2022 to 2026. The top 3 product categories which will dominate the demand in Chile are SaaS, systems design and integration and workstations.

The industry in Chile is looking at India to collaborate and source software requirements. With this objective ESC organised a B2B meet between Indian and Chilean ICT companies on 16th June 2023. 30 Indian and 20 companies from Chile participated in the Virtual B2B meet.

**(I) Virtual B2B Meet on Electronics and IT – India and Brazil: 19th June 2023**

Brazil's electronics industry has been rapidly growing over the last few years. This has created a wide array of opportunities for Indian electronics exporters. The Brazilian electronics market is expected to grow to US\$ 150 billion by 2025 from US\$ 100 billion in 2020. The key areas in which Indian exporters can excel are Mobile phones, TVs, Laptops, Computer peripherals, Telecom equipment, Industrial electronics and Electronic Components. Indian exporters can compete by offering high-quality products at competitive prices, and by providing excellent customer service and after-sales support.

The industry in Brazil is looking at India to source their electronic hardware requirements from India. With this objective ESC organized a B2B meet between Indian and Brazilian Electronic Hardware companies on 19th June 2023. 14 Indian and 6 companies from Brazil participated in the Virtual B2B meet.

**(j) MoU with KCC&I: 20th June 2023, SKICC, Cheshma Shahi, Srinagar**

ESC signed an MoU with the Kashmir Chamber of Commerce and Industry (KCC&I) for cooperation in Electronics and IT Sector. The Kashmir Chamber of Commerce and Industry (KCCI) inked a Memorandum of Understanding (MoU) with Electronics and Computer Software Export Promotion Council of India (ESC) in Electronic and IT Sector in presence of Lieutenant Governor, Shri Manoj Sinha for the benefit of the Electronic and IT Sector in Jammu & Kashmir.

**(k) Raising Funds from Capital Markets for SMEs/ Startups: 7th July 2023**

The Council organised a seminar on "Raising Funds from Capital Markets for SMEs/Startups" which was addressed by Shri Anand Chari, Dy. General Manager, SME & Startups Business Development at BSE. He highlighted to the audience to take their SMEs to the next orbit of exponential growth by listing them with the BSE SME platform. The listing enables to unlock value with larger visibility, transparency, and credibility.

The other speaker was Shri Ronak, Merchant Banker. The event was attended by several participants.

**(l) IT opportunities in UK: 7th July 2023**

The Council organised a seminar on "IT Opportunities in UK" which was addressed by Ms. Abhilasha Malik, Vice

President, London & Partners. She highlighted the various opportunities in the UK market and how they can be grabbed.

London is one of the top global destinations for tech companies looking to expand internationally. UK capital has attracted more new international tech companies than any other global city in the past decade. 910 Indian companies are operating in the UK with 54 percent based in London and is the top 10 ease of doing destination in the world.

**(m) Role and Positioning of IT in the Next Decade: 7th July 2023**

The Council organised a seminar on Role and Positioning of IT in the next decade on 7th July 2023. The event was graced by Dr. Pawan Duggal, Director, Intl Conf on Cyberlaw, Cybercrime, cybersecurity, Shri Rajesh Kalra, Executive Chairman, Asia Net News, Shri Pradeep Gupta, Chairman, Cyber Media Group, Ms. Mandeep Singh Puri, Director, Futuresoft India Pvt. Ltd.

The Indian IT market was known internationally as a cheap alternative for IT solutions and was often regarded as software coolies. But times are changing and now is appreciated for its quality software solutions, said Shri Rajesh Kalra, Executive Chairman, Asianet News. Technology is only an enabler, and it teaches how to restrain. Rely upon your intelligence and due diligence was highlighted by Dr. Pawan Duggal, Director, Intl Conf on Cyberlaw, Cybercrime, cybersecurity. IT will impact the grassroots level. With better connectivity and IoT, micro-entrepreneurs hail from the most obscure places which was unimaginable, said Shri Pradeep Gupta, Chairman CyberMedia Group. Shri Mandeep Puri, Director, Futuresoft India Pvt. Ltd. highlighted that technology will keep changing at digital pace creating the transformations for development.

The event was attended by several member exporters and startups.

**(n) Global Expansion: How to expand your Business to USA: 20th July 2023**

International trade is increasingly important to many growing businesses. It is equally attractive to B2B and B2C firms. The Council organised a Knowledge Session "Global Expansion: How to expand your Business to USA".

The event shed light on what you need to know when expanding to the US.

- Warehousing and order fulfillment
- L1A Visa to work in the US for your own company.
- Company Setup

The event had the gracious presence of Shri Randhir Jaiswal, CG, CGI, New York and a galaxy of experts who gave their wisdom to the participants.

**(o) Compulsory Selection of Income Tax Returns for Complete Scrutiny during FY 2023-24: 28th July 2023**

The Council organised a seminar on to assess the tax issues being faced by the industry and how the recommendations of the GST Council will impact the ways and means of doing business.

**(p) "Connecting India and Oman for Growth and Prosperity exploring Bilateral B2B opportunities in electronics & IT sector": 17th August 2023**

The Council organised a webinar "Connecting India and Oman for Growth and Prosperity". Member exporters were given an opportunity to explore bilateral business-to-business (B2B) opportunities in the Electronics and IT sector. The participants were given unique insights into the current landscape of the Electronics and IT sector in Oman.

**(q) Virtual Buyer-Seller Meet with Israel Electronics and Hardware Sector: 12th September 2023**

ESC in association with FICC organised a virtual B2B between Indian and Israeli electronics on 12th September 2023. The meeting was attended by 4 Indian companies and 1 Israeli company. Mr. Yanir Zamir, Embassy of India, attended the event.

**(r) India - Qatar B2B in Electronics: 14th September 2023 - Virtual**

ESC in association with IBPC Qatar organised a virtual B2B between Indian and Qatari electronics and IT companies on 14th September 2023. The meeting was attended by over 20 Indian companies and 18 Qatari companies. Shri Vipul, Ambassador of India was the Guest of Honor and the event was participated by Mr. Jaffer Us Sadiq, President, IBPC and Er. Ahmad Jassim Al Jolo, President, FGE.

**(s) India-Guatemala - B2B Meet: 21st September 2023**

The Council with the support of Indian Embassy, Guatemala organised a B2B meet between industries on both sides. The event had the gracious presence of H.E.

Shri Manoj Mohapatra, Ambassador of India to Guatemala. There was an overwhelming response from Industry on both sides.

**(t) UP International Trade Show 2023: 21st-25th September 2023**

The Government of Uttar Pradesh organised the first edition of the UP International Trade Show at India Expo Center & Mart, Greater Noida, Uttar Pradesh from 21st-25th September 2023. ESC India supported the event from the Electronics and IT/ITeS sector and was assigned as the Knowledge Partner to organize a Session on "Uttar Pradesh - Leading the Growth to India's ICT Manufacturing & Exports" on 24th September 2023.

**(u) India-Paraguay - B2B Meet: Connecting India and Paraguay for Growth and Prosperity "Exploring B2B Opportunities in IT Sector" 22nd November 2023.**

The Council with the support of Indian Embassy, Paraguay organized a B2B meet between IT industries from both sides. The event had the gracious presence of H.E. Shri Yogendra, Ambassador of India to Paraguay. There was an overwhelming response from Industry on both sides.

**(v) India - Russia B2B Meet: 27th February 2024, New Delhi**

Tech delegation from Russia visited India to collaborate with Indian Tech companies. The Council organized an exclusive B2B Meet of select member participants with the Russian delegation whose prime interest was in IA/Robotics/IoT.

**(w) Virtual B2B Meet between India and Norway: 29th February 2024**

The Council in association with the Indian Embassy, Norway and Norway India Chamber of Commerce and Industry organized a virtual B2B meet between Indian and Norwegian Industry. The Council organized presentations on AI/IoT/Health Tech and Cyber Security, wherein a few of the participants specifically gave presentations on the sectors mentioned above. This initiative will help to create awareness among the Norwegians to look to source their requirements in the IT sphere to India.

**(x) B2B with Canadian IT Delegation: 21st March 2024, New Delhi**

The Council organised B2B meet with a Canadian IT Delegation on 21st March 2024 at the Canadian High Commission, New Delhi. The Canadian delegation

comprised of 5 tech companies looking to source in Healthcare, Cybersecurity, RPA, etc.

**(y) Webinar on Effect of Section 43B(h) of IT Act on Payments to MSMEs: 27th March 2024**

ESC in association with Lakshmikumaran & Sridharan Attorneys organized a webinar on the Effect of Section 43B(h) of IT Act on Payments to MSMEs. The webinar gave an insight on how the amendment will bring in the change to the working of MSMEs and will support the economy in totality.

**(iii) ESC's Flagship Reverse Buyer Seller Meets**

**(a) INDIASOFT 2024: 17th-19th January, New Delhi**

Electronics and Computer Software Export Promotion Council organized 24th Edition of its flagship event Indiasoft at Pragati Maidan, New Delhi. The show experienced a participation of 150 software companies coming from across the length and breadth of India. The exhibitors experienced an overwhelming response from 350 delegates.

**(b) Indian Electronics Expo 2024: 17th-19th January, New Delhi**

Electronics and Computer Software Export Promotion Council organized 9th Edition of Indian Electronics Expo at Pragati Maidan, New Delhi. The show experienced a participation of 50 software companies coming from across the length and breadth of India. The exhibitors experienced an overwhelming response from 100 delegates.

**(J) Mobile and Electronic Devices Export Promotion Council (MEDEPC)**

The Mobile and Electronic Devices Export Promotion Council (MEDEPC) is the dedicated Export Promotion

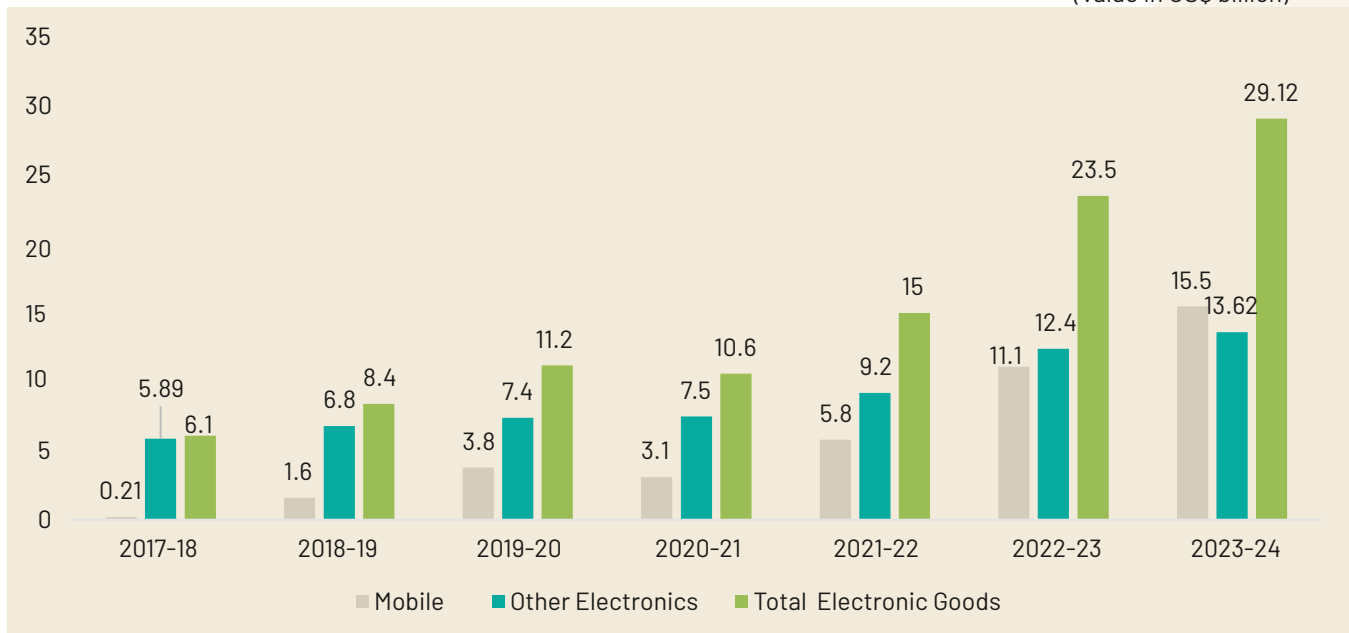
Council representing a wide range of electronic products, which include, Mobile Phones, IT Hardware products including Laptops, Tablets, Monitors, Projectors, Printing Machines; Consumer Electronics including Televisions, Speakers, Microphones, Smart Watches, Headphones, Earphones, Printed Circuit Board Assemblies and their components and accessories.

Founded under the directive of the Directorate General of Foreign Trade, through Public Notice No. 49/2015-20, issued on 9th January 2023, MEDEPC has demonstrated unwavering dedication to advancing exports across a diverse range of electronic products.

Since its inception in 2021, MEDEPC, under the able leadership of Shri Ajay Shankar, former Secretary DIPP, has been dedicated in fostering manufacturing ecosystem and export of electronic goods, in alignment with the vision of the Government of India to make our country a manufacturing and export hub for the electronics sector. Council's efforts have borne fruit, particularly in the realm of mobile phone exports, which have significantly bolstered the overall performance of electronic goods exports. In FY 2023-24, mobile phone exports surged to an estimated US\$ 15.5 billion, marking an impressive 40 percent growth as compared to the previous fiscal year's exports of US\$ 11.1 billion. This surge was complemented by a notable increase in the volume of mobile units exported, with shipment of approx. 5.2 crore units, up from 4.9 crore units in the preceding year. This expansion underscores the growing scale of operations and market penetration achieved by the sector. The electronic sector witnessed a growth of 24 percent, having an export of US\$ 29.12 billion in 2023-24, up from US\$ 23.55 billion in previous fiscal year.

### Year-on-Year Performance of Mobile Phones and other Electronic Goods

(Value in US\$ billion)



Source: MEDEPC

Note: Mobile Export 2023-24 is industry Estimate

Throughout 2023-24, MEDEPC has been relentless in advocating policy interventions for members on various fronts, through representations, meetings and submissions, some of which have already seen positive developments favouring the industry, e.g.

- Time-bound approval for FDI to establish component manufacturer ecosystems and promote development.
- Advocacy for timely issuance of Indian visas to Chinese technical personnel, facilitating smooth operation of technology transfer agreements or establishment of plants.
- Submission of issues and recommendations on compliance burden in electronic sector along with recommendations for permanent establishment of pilot provisions for parallel testing. This has now implemented for all categories of products under Electronics and Information Technology having a favourable outcome for the industry.
- Advocacy for rationalisation and lowering of custom duties on inputs and components of mobile phones. The Government has implemented a favourable reduction in custom duties on inputs and components, vide Custom Notification 9/2024, dated

30th January 2024.

- Advocacy for IGST exemption under the MOOWR scheme for the Electronic Industry to maintain export competitiveness. The Government considered this exemption on import of inputs and capital goods.
- Addressing other matters concerning Merchant Exporters and individual members.

The Council actively engaged with all stakeholders throughout the year and conducted several meetings to understand the need of all product verticals and has instituted Committees under these verticals. Besides Buyer-Seller Meet and studies of foreign markets, MEDEPC also proposed participation of its members in some specialised events abroad in 2024-25.

#### (K) EEPC India

EEPC India is the Council set up under the aegis of Department of Commerce for promoting exports in the Engineering sector. It is a company set up under Section 25 of the Companies Act 1956 (company not for profit), keeping in view the special requirement of the Indian Engineering Sector for export promotion. EEPC India is the nodal agency for issue of Registration-cum-Membership Certificate for engineering exports throughout the

country under the provisions of the Foreign Trade Policy. The organization has its headquarters at Kolkata with regional offices in Mumbai, Chennai, Kolkata and Delhi and sub-regional offices in Ahmedabad, Bengaluru, Hyderabad (Secunderabad) and Jalandhar for providing services to exporters of engineering products. With a view to establish closer connections with the engineering manufacturers & exporters and to have a better reach, EEPC India has also opened its chapters in 15 Tier II/Tier III cities spread across the country.

As an advisory body, it actively contributes to the policies of Government of India and acts as an interface between the engineering industry and the Government. Set up in 1955, EEPC India now has a membership base of around 9000 out of which around 60 percent are SMEs. EEPC India facilitates sourcing from India and boosts the MSMEs to raise their standard at par with the international best practices. It also encourages the SMEs to integrate their business with the global value chain. Keeping 'Engineering the Future' as the motto, EEPC India serves as the reference point for the Indian engineering industry and the international business community in its efforts towards establishing India as a major engineering export hub.

### **(i) Engineering Exports Scenario**

Engineering exports account for nearly a quarter of India's total merchandise exports. Within the sector, MSME sector accounts for 35-40 percent of the total exports.

India's engineering exports stood at US\$ 109.32 billion in the fiscal year 2023-24 viz-a-viz US\$ 107.04 billion during the last fiscal, registering a positive growth of 2.1 percent. Share of engineering exports to total merchandise exports was 25 percent in the year 2023-24 as compared to 23.72 percent during the last year. In the fiscal year 2023-24, 21 out of 34 panels exhibited a positive year-on-year growth. The panels which registered significant growth in exports during the fiscal year 2023-24 vis-a-vis the last fiscal were Products of Iron and Steel (growth of 1.3%), Copper and Products (growth of 36.7%), Lead and products (growth of 62%), Tin and products (growth of 41.2%), Industrial Boilers (growth of 18.4%), Machine Tools (growth of 13.5%), Aircraft and Spacecraft (growth of 126.6%), Cranes, Lifts & Winches (growth of 30.8%), Other Construction Machinery (growth of 26%), Prime Mica and Products (growth of 35%) and Project Goods (growth of 37.7%).

Region wise, North America and European Union remained

India's topmost destinations for engineering exports with share of 20 percent and 19 percent respectively, in India's total engineering exports. CIS registered the highest growth of 67.5 percent in the fiscal year 2023-24 vis-à-vis the last year followed by WANA (growth of 27%), North-East Asia (growth of 11.6%), Other Europe (growth of 3.9%) and Oceania (growth of 2.6%).

### **(ii) Brand India Engineering**

To accelerate exports by enhancing brand image of "Made in India" engineering quality and capabilities of Indian engineering products and services, EEPC India, under the aegis of Department of Commerce, is undertaking Brand "India Engineering" campaign since 2014. The initiative is implemented with the support of India Brand Equity Foundation, a Trust under Department of Commerce. In 2023-24, EEPC India has been supported by IBEF for campaigning Brand "India Engineering" for two events viz. INDEE Kenya and Bharat Mobility Global Expo 2024.

EEPC India also played a leading role in building Brand India image by organizing exhibitions around the globe. International Engineering Sourcing Show (IESS) became the latest concept in marketing Brand India across the world. IESS-XI (4th - 6th March 2024) displayed 150 products under five verticals comprising Subcontracting, Metal & Shop-floor, Industrial Machinery and Equipment, Energy & Electricals and Innovation & Technology, to promote Brand India Engineering.

With a view to popularize 'Made in India' brand image in the overseas markets, EEPC's publicity programme includes screening of Council's film titled 'Made in India' at various Seminars/Conferences, Buyer-Seller Meets and International Exhibitions, highlighting the industrial image of India. Copies of this film are distributed amongst Chambers of Commerce and Trade Associations, both in India and abroad, Indian missions in identified thrust market and foreign missions in India.

### **(iii) Initiative for Technology Upgradation for Boosting Engineering Exports**

Department of Commerce, in partnership with EEPC India, has been attempting to devise ways to move into higher technology space. One of the key initiatives is to enable upgradation of technology for boosting engineering exports. This is being attempted through bridging the gap between leading R&D Labs and industry for the development of cutting-edge export-oriented

technologies. For this purpose, technology meets / industry- academia interactions are organized in specific industrial clusters to identify the products and processes for R&D support. The initiative aims to sensitize the industry about various Government schemes available for technology upgradation, and implementing the technology development initiatives in consultation with the industry requirements, in a cluster-based approach.

Some of the key technology up-gradation initiatives undertaken by EEPC India during the year include:

- EEPC India Technology Centre has provided various Technological solutions to their MSME members by Additive Technology and Reverse Engineering through initiatives taken up by 3D Design and Development Centre.
- EEPC India Technology Centre in collaboration with CSIR-AMPRI, Bhopal has also developed Manhole cover with Composite material which has good tensile strength, abrasive, corrosion and impact resistance as well as 30 percent lighter than Cast iron products.
- A number of Seminars/Workshops/Webinars were organized by EEPC India to empower MSMEs with the latest know-how of advanced, enable value addition of products and to provide a platform to connect with engineering clusters in India and interact with leading R&D Expert Panel and R&D labs and Academic Institutes across India.
- EEPC has signed MoUs with the following institutes/ technology centres for Technical Cooperation:
- European Business and Technology Centre (EBTC), New Delhi to utilize their expertise and experience to upgrade and bridge the technological gap amongst India MSMEs to make them more adoptive to emerging technology and more competitive in domestic and international market.
- Shriram Institute of Industrial Research, New Delhi to utilize their excellent Lab facilities for Testing, Inspection and consulting.
- CSIR-CEERI, Jaipur to utilize their R&D facilities and get development and innovation, QC/QA support.
- Mjunction to promote the Indian exports through 'rivexa' platform.
- CSIR-CRRI, New Delhi to promote use of steel slag for road construction and also co-operate & co-ordinate for other technological up gradation.

EEPC India organized several promotional events/

seminars for technological upgradation and boosting India's engineering manufacturing competitiveness and exports:

- Usage and Benefit of Solar Power as an Alternative source in collaboration with SIDBI in Kolkata and Tata Solar Power.
- The Essence and Understanding of Best Practices in Project Management in collaboration with M N Dastur.
- Practice of Sustainable Protective Packaging Solutions Ensuring Effective Dispatch Cycle to Meet Export Excellence in collaboration with Absortech & Mayur Solutions.
- Seminar on Quality, Standards and Accreditation for Indian Capital Goods Sector in collaboration with BIS, NABL, TUVSUD and ISO Certification.
- Session on Manufacturing Quality Products with Engineering Materials- Opportunities & Challenges in collaboration with CSIR-CGCRI
- Web Session on Compliances for Sustainability of Emerging Green Technologies for Industrial sector in India in collaboration with Carbon Minus.
- Seminar on Application of Automation in Industries, Kolkata in collaboration with IIT BHU.
- Utilization of Steel Slag in collaboration with CSIR-CRRI

#### **(iv) Export Strategy Paper**

- EEPC India has prepared a strategy paper titled "Unlocking India's Engineering Export Potential". This comprehensive paper delves into various aspects that currently impact India's engineering exports and offers strategic recommendations to help the industry in meeting the export target of US\$ 300 billion by 2030, set for engineering sector.

#### **(v) Export Promotion Activities**

- Department of Commerce undertakes various export promotion activities through EEPC India. These activities include organizing International Engineering Sourcing Show (IESS) coinciding with a Buyer - Seller meet in India and product - specific Seminars/Conferences, Export Awareness Programmes etc. in India, organizing exclusive India Engineering Exhibitions (INDEEs) outside India, organizing product - specific delegations to selected countries, participation in various product - specific international exhibitions, etc. to demonstrate the

capabilities of Indian engineering industry and to provide the overseas buyers with true value as propagated by Brand "India Engineering". Participation in global trade exhibitions enable Indian exporters to showcase their innovations to a broader audience, fostering valuable partnerships and opening doors to new markets.

- International Engineering Sourcing Show (IESS): It is the flagship event of the Department in the engineering sector, and is considered to be the largest sourcing show organized within India for the engineering products, particularly for MSMEs. The XI edition of the event was held in Coimbatore on 4th-6th March 2024 with participation of over 300 exhibitors, 400 overseas buyer and around 10,000 delegates from SAARC, ASEAN, Africa, EU, CIS and North America and South America.
- Indian Engineering Exhibition (INDEE): EEPC India organizes Indian Engineering Exhibition (INDEE) which is fully focused on Indian engineering sector with the objective of increasing awareness on rapid progress in Indian engineering across the globe. INDEE was launched in 1977 and so far 44 editions of the event have been organized across the world. INDEE has emerged as the flagship event abroad of EEPC and a platform for small and medium enterprises to show case their strengths in the existing/new markets. During the fiscal year 2023-24, the 43rd edition of INDEE was organized in Jordan, coinciding with the 18th International Machinery and Electricity Exhibition (JIMEX) scheduled from 5th-8th June 2023 in which 58 Indian engineering sector companies participated and the 44th edition of INDEE was organized in Kenya from 11th-13th October 2023, in which 80 Indian engineering manufacturers showcased their expertise and products.
- Bharat Mobility Global Expo 2024: With a view to highlight India's expertise in the value chain of mobility sector, under the overall guidance of this department, a Global mobility Expo titled "Bharat Mobility Global Expo 2024", was organized from 1st-3rd February 2024, at Bharat Mandapam, New Delhi. The expo marked a significant milestone in India's journey towards becoming a central hub for mobility innovation. The event focused on the entire mobility value chain under one roof, displaying vehicles of the



*Hon'ble Prime Minister of India, Shri Narendra Modi addressing the gathering at India's largest and first-of-its-kind mobility exhibition - Bharat Mobility Global Expo 2024 at Bharat Mandapam, New Delhi on 2<sup>nd</sup> February 2024*

future (EVs), innovative and disruptive technologies like urban mobility solution, electric vehicle battery and charging technologies. Cutting-edge technologies in automotive components and information technologies initiatives in EVs, hybrid, hydrogen, CNG/LNG, Ethanol/Biofuels etc. The expo offered an array of attractions such as ACMA Automechanika, an auto show, a large-scale tyre exhibition, SIAM Surakshit Safar- focused on secure and reliable transportation, etc.

- During the year EEPC also participated in other major Internationally acclaimed engineering events, viz., Hannover Messe 2023, Germany - one of the world's largest trade fairs; Expomafe 2023, Brazil- one of the largest events in Latin America in Machine Tools and Industrial Automation sector; CWIEME 2023- leading international event for the entire coil winding, electric motor, transformer, generator and e-mobility supply chain; INDEE Jordan 2023 coinciding with JIMEX 2023, Jordan- Jordan's largest trade event and most important industrial, engineering & trading platform targeting markets of Near East Countries; GIFA, METEC, THERMPROCESS and NEWCAST, 2023, Germany- One show with four verticals providing



Hon'ble Union Minister of Commerce and Industry, Shri Piyush Goyal and EEPC INDIA Chairman, Shri Arun Kumar Garodia at Bharat Mobility Global Expo 2024 at Bharat Mandapam, New Delhi



Hon'ble Prime Minister of India, Shri Narendra Modi and Hon'ble Union Minister of Commerce and Industry, Shri Piyush Goyal at Bharat Mobility Global Expo 2024 at Bharat Mandapam, New Delhi on 2nd February 2024

enormous opportunities for Indian Metal Engineering (Casting & Forging machinery); Arab Pharma Manufacturers' Expo 2023, Jordan - An international exhibition on complete pharma manufacturing including machinery & medical devices; Bangla Med Expo 2023, Bangladesh- One of its kind event for medical, surgical and diagnostic industry, EMO Hannover 2023, Germany - World's leading trade fair for production technology; Automechanika Dubai 2023, UAE - world's largest international automotive aftermarket trade show in the Middle East and Africa; East Africa Pharma Expo 2023, Kenya- exclusively event for East Africa Pharma manufacturing industries; International Fastener Expo 2023, USA- North American region's largest B2B event of its kind for the fastener and machinery & tooling industries; Indusmach Africa 2023, Tanzania- Africa's mega industrial tools, equipment & machinery trade exhibition; Gulfood Manufacturing 2023, UAE- Largest & Leading Food and Beverage Processing and Packaging Event in Middle East Africa, South Asia (MEA/SA) Region; Agritechnica 2023, Germany- world's No. 1 & leading trade fair for agricultural machinery; Elmia Subcontractor 2023, Sweden- Northern Europe's leading trade fair for the manufacturing industry's suppliers and their customers; Mactech 2023, Egypt- exclusive platform in the field of machine tools, industrial tools, welding and cutting equipment; BIG 5 Global 2023, UAE- largest construction exhibition in the Middle East; Arab Health 2024, UAE- most significant event for the

healthcare industry; Asia Pharma 2024, Bangladesh- international business and technologies platform focused on Pharmaceutical Machinery, Large medical devices; Nepal Medical Show 2024, Nepal- largest event of its kind in Nepal Medical Show with focus area as Medical Devices, Lab instruments, Healthcare. International Hardware Fair 2024, Germany- leading trade fair for the Hardware and Tool sector; MCE Mostra 2024, Italy- a unique marketplace and the global event with Heating, Refrigeration & AC, water management, building construction as the focus areas and MIDEST 2024, France- only specialized international show in industrial subcontracting.

- Extending its regular agenda, EEPC India also published several reports/studies to make the members aware about the international trends and opportunities in order to enhance their global footprints.

#### **(L) Services Export Promotion Council (SEPC)**

SEPC is an Export Promotion Council set up by Department of Commerce (DoC), Ministry of Commerce & Industry, for facilitating services exports from India. SEPC acts as an interface between the services industry & Government of India and actively contributes in the formulation of policies of Government of India.

It organizes promotional activities both in India and abroad, such as Buyer-Seller Meets (BSM), Reverse Buyer-Seller Meet (RBSM), trade fairs/exhibitions, and India pavilion/information booths in selected exhibitions to demonstrate the capabilities of Indian services industry.

SEPC members can avail the benefits of various schemes of DoC, Ministry of Commerce and Industry.

### (i) Role and Functions of SEPC

SEPC serves as a platform of interaction between the services sector industry and policy makers in the Government. Specifically, it performs the following functions:

- Implementation of strategy to promote services exports
- Facilitates queries from overseas customers & potential importers of services sector
- Communication and publicity concerning services sector of India

As per DGFT public Notice No. 26/2015-20 dated 1st August 2018, the services falling under SEPC's jurisdiction are as follows:

- Accounting/Auditing and Book Keeping Services
- Advertising Services
- Architectural Services
- Consultancy Services
- Distribution Services
- Educational Services
- Entertainment services including Audio-visual services
- Environmental Services
- Healthcare services
- Hotel and Tourism related services
- Legal Services
- Maritime Transport Services
- Marketing Research and Public Opinion Polling Services/Management
- Services
- Printing & Publishing Services
- Others

### (ii) Events and Activities held from January 2023 to March 2024

- SEPC, under the guidance of DoC and DGFT organized an interactive session on Unlocking Business Opportunities: India-Australia ECTA held on 11th January 2023 at Bengaluru, to highlight the immense opportunities that exist in each other's markets. The programme included an interactive session between

exporters and dignitaries to clarify queries of participants.

- SEPC extended its support to Ministry of Tourism in organizing Incredible India Pavilion at FITUR 2023, Madrid, Spain from 18th-22nd January 2023. SEPC also mobilized participation of 30 companies and 6 States and also organized business meetings for officials of Ministry of Tourism.
- SEPC took a business delegation of more than 20 members to Africa covering Egypt, Ivory Coast, Kenya and South Africa from 23rd January 2023 to 3rd February 2023 with the objective to explore areas of mutual cooperation and to help in strengthening the trade relations between the India and African countries. Around 180-200 B2B meetings were held in the areas of Education, IT, Professional Services, Transport and logistics etc.
- SEPC, with the support of DoC, took a 30 member Indian business delegation to Kyrgyzstan, Kazakhstan and Uzbekistan from 6th February 2023 to 14th February 2023 for organising Buyer Seller Meets in Maritime, Transport & Logistics; Architectural, & Construction related Engineering; Healthcare; Education; Consultancy and Entertainment Services including AVCG.
- SEPC, with the support of DoC, organized an India Pavilion at the 12th edition of MEDICARE 2023 – National Healthcare Exhibition in Sri Lanka from 3rd to 5th March 2023. 26 Indian companies participated in the event and more than 150 B2B meetings were held in Indian Pavilion.
- SEPC organised an "India Pavilion" from 7th-9th March 2023 at Messe Berlin, Germany, showcasing India's rich & diversified tourism potential and providing a platform to the Indian tourism stakeholders to showcase the various tourism destinations and products including niche products.
- SEPC participated in FILMART 2023 in Hongkong, from 13th-16th March 2023 showcasing its offerings. SEPC also took a delegation of 12 members from entertainment industry and organized business meetings with international renowned producers, distributors, and investors to explore the opportunities in Indian Film, TV and other offerings.
- SEPC organized DoC's stall in Bharat Parv, a five-day

annual event that celebrated the spirit of India from 27th to 31st January 2023 at the Lawns and Gyan Path in front of Red Fort and showcased the new initiatives, success stories and citizen centric services of all the organisations, Councils, Boards and Divisions of DoC.

- SEPC, with the support of DoC, organised an India Pavilion in the Global Education & Training Exhibition (GETEX) held at Dubai World Trade Centre, Dubai, UAE from 26th-28th April 2023. 30 universities, institutes, and EdTech companies from India came together to showcase their educational offerings to visitors from the Middle East region.
- SEPC organised an insightful session on FEMA Regulations for Service Exporters on 16th June 2023 in New Delhi.
- SEPC organised a One-day conclave on Global Services Export Conclave on Design, Engineering, R&D, and Environmental Services: Sustainable Energy, Transportation, and Infrastructure Services in association with CEAI (Consulting Engineers Association of India) on 15th September 2023, at Le-Meridian Hotel, New Delhi. Event brought together 100+ industry experts and leaders to discuss challenges and opportunities in cross-border trade for engineering services, including Construction & Design, Engineering & Consultancy, R&D, and Environmental Services.
- SEPC, with the support of DoC and Ministry of Information & Broadcasting (M/o I&B) organised an India Pavilion at MIPCOM 2022 from 16th-19th October 2023 at Cannes, France. The objective of the participation was to position India as a global hub in Media & Entertainment Sector. The highlight of the event was the launch of logo "Positioning India as a Content Hub of the World." 58 Indian companies participated in the India Pavilion and more than 100 delegates were part of India Pavilion.
- SEPC took a business delegation to Russia, Tajikistan and Uzbekistan from 13th-23rd December 2023 comprising of representatives from Architectural, Construction & Related Engineering Services, Healthcare Services, Educational Services, Maritime & Logistic Services, Hotel, Tourism & Hospitality Services. Around 1250 B2B meetings were held and more than 225 foreign companies participated in the three countries.
- SEPC organized a webinar on "Emerging Opportunities for Services Exporters in LAC Regions" on 16th February 2024.
- SEPC, with the support of DoC, organised an India Pavilion at Kidscreen Summit-2024, from 4th to 7th February 2024, at Marriott Marquis, San Diego, USA. 27 Indian companies participated and more than 300 B2B meetings were held with representatives from Japan, Canada, the US, UK, Europe, and the Asia Pacific region.
- SEPC along with Embassy of India, Astana organized "India - Kazakhstan Medical Tourism Congress" on 7th February 2024 in Almaty to showcase the advancements in the healthcare sector in India and to promote India as the preferable Medical Tourism Destination amongst the patients from CIS countries
- SEPC, in collaboration with the South Asia's Travel & Tourism Exchange (SATTE), organized ATITHI" an exclusive RBSM, from 22nd-24th February 2024 at Greater Noida, Uttar Pradesh, India. The aim of the event was to enhance business opportunities for Indian tourism industry. More than 250 foreign buyers attended and more than 4500 B2B meetings were held over three days.
- SEPC, with the support of DoC, organized India Pavilion at ITB Berlin, from 5th-7th March 2024.
- SEPC with the support of DoC, organized an International Event on Sanjeevani (India Heals) on Medical Value Tourism on 28th-29th March 2024 at Chennai Trade Centre, Chennai. The event witnessed the participation of more than 50 Hospitals / Healthcare service organizations and more than 150 Overseas B2B / B2G meetings were held.

### (iii) Other Activities

- SEPC signed a Memorandum with Federation of Freight Forwarders Association in India (FFFAI) on 4th May 2023 with an aim to enhance the business opportunities and competitiveness of Indian companies across Maritime Transport and Logistics services through the implementation of focused and monitored action plan.
- SEPC signed a Memorandum with The Air Cargo Agents Association of India (ACAAI) on 4th May 2023 to promote knowledge sharing, training, skilling and conducting Regional/ National/International events/exhibition etc.
- SEPC signed a Memorandum with Federation of

Buying Agents on 5th May 2023 to design/develop and execute Business Growth and Generate Opportunities for the FBA Members domestic RBSM model as well as International BSM Model.

- SEPC signed a Memorandum with Media and Entertainment Skill Development Council (MESE) on 14th August 2023 with aim to enhance the business opportunities and competitiveness of Indian companies across Media and Entertainment Services through the implementation of focused and monitored action plan.
- SEPC signed an MoU with Carbon Markets Association of India (CMAI) on 19th January 2024. The purpose of the MoU is to establish a Centre of Excellence to assist the Services Sector of India in decarbonizing and contributing to the Net-Zero mission.
- SEPC signed an MoU with Directorate of Industries, Government of Maharashtra on 29th February 2024 for knowledge sharing, capacity building, workshops, identification of sectoral growth potential, and support for industry stakeholders.
- SEPC signed an MoU with India-American Chamber of Commerce (IACC) on 4th March 2024. The purpose of the MoU is to facilitate coordination between the participants in matter of mutual interest and to achieve the mutual objectives of addressing global trade and economic challenges through partnership.

#### **(M) Indian Oilseeds and Produce Export Promotion Council (IOPEPC)**

The export promotional activities undertaken by IOPEPC during 1st January 2023 to 31st March 2024:

- An awareness program on enhancing quality standard for Oilseeds was organized by IOPEPC at Chitradurga, Karnataka on 12th February 2023. The meeting was attended by about 40 people, most of them connected to the peanut industry and familiar with IOPEPC. The objective of the program was to spread awareness amongst the stakeholders in the domestic supply chain, especially segment catering to the needs of exporters of Oilseeds from India.
- **Virtual Buyer Seller Meet- South Africa held on 15th March 2023**

To promote exports to South Africa, IOPEPC along with the Embassy of India, South Africa organised a virtual BSM on 15th March 2023. The official from Indian Embassy, South

Africa also participated. There were more than 113 registrations from across the globe.

- **Virtual Buyer Seller Meet- Taiwan held on 28th March 2023**

With an objective to promote exports the Council conducted a Virtual Buyer Seller Meet (VBSM) with Taiwan on 28th March 2023. The official from Indian Embassy, Taiwan also participated. There were more than 45 registrations from across the globe. The table space also was made available to the interested members during the VBSM.

- **International Peanut Forum 2023 (IPF 2023) held during 26th - 28th April 2023**

The American Peanut Council (APC) is a nonprofit, membership-driven organization had organised International Peanut Forum (IPF) in Lisbon, Portugal during 26th-28th April 2023 with over 330 delegates from 35 countries attended this premier peanut event. During this event Shri Nilesh Vira, Chairman, IOPEPC and Shri Kishore Tanna, Director and Panel Convener, Groundnut Panel, IOPEPC could interact with other origin suppliers, end user and importers of peanut.

In addition to attending the IPF Meeting, the delegation of the Council also took the advantage of the opportunity and met the officials of Indian Embassy in Brussels, officials of DG-Sante to address issues related to export of Indian Groundnut and Sesame seed to European Union. They could inform DG-Sanco officials regarding the reduction in rejection of Indian Peanut imported to EU.

- **Capacity Building Program and Rabi (Summer) Crop Survey Meeting at Rajkot on 17th May 2023**

IOPEPC has been regularly conducting crop surveys of major Oilseeds i.e. Groundnut and Sesame Seed to enable the trade to understand the availability of the Oilseeds for export and do the needful to procure the orders for the same.

IOPEPC organised a Capacity Building Program and Rabi Crop Survey Meeting at Rajkot on 17th May 2023. The program is organised to create the awareness of Good Agriculture Practices (GAP) for increasing yield and productivity of Sesame Seeds and Groundnut amongst other Oilseeds. The findings of the crop survey were discussed during the meeting. More than 200 stakeholders participated in the meeting.

- **World Food Moscow 2023 held from 19th to 22nd September 2023**

Russia is an important and potential market for export of Sesame Seeds amongst other Oilseeds. India is one of the largest exporters of Groundnut and Sesame Seed to Russia. There is lot of potential to further increase our share. The Council has been considering opportunities for enhancing business with Russia. One of the possibilities is to participate in World Food Moscow trade fair. It is a major trade fair serving the global food and drinks industry. Since its inception in 1991, it has grown to become the entry point for international manufacturers looking to enter the vibrant Russian market.

IOPEPC played a significant role, organizing the participation of 10 member exporters in World Food Moscow 2023 trade fair held during 19th-22nd September 2023 at Crocus Expo, Moscow.

Due to participation in this important Trade Fair, our exporters could successfully meet the prospective buyers from different countries. These kind of meeting gives the impression to the buyers that India is a consistent supplier of oilseeds to the world. Our member exporters could generate 125 Nos. of enquiries and could generate business of Rs. 15.28 crore. Our exporters are expecting to generate more business through the enquiries received, Memorandum of Understanding (MoU) negotiated, and MoU signed.

- **Anuga 2023 held on 7th-11th October 2023**

EU is one of the big and important market for Oilseeds and Oils. Total import of Groundnut and Sesame Seed of EU is approx. 7,00,000 MT and 1,46,000 MT respectively. There is lot of scope to further boost the exports.

Anuga is the world's biggest and most important trade fair for the international food industry covering more than 3,00,000 sq. mtr. of exhibition area. More than 7,900 companies from 118 countries (a new record), presented products from all over the world and all categories over the course of five days. Around 1,40,000 trade visitors from 200 countries took advantage of this unique offer for sourcing, information and ordering at top level.

Till 2019, India's export of Sesame Seed to European Countries was approx. 75000 MT which came down to 25,000 to 30,000 MT in last three to four years. The reason behind this fall in exports was mainly due to Ethylene Oxide (ETO) and to some extent due to Salmonella and Pesticides issue. But due to efforts put in by IOPEPC by introducing

Standard Operating Procedure (SOP) and backward integration for exports we could fully overcome the ETO issue. In next two to three years, IOPEPC is confident to regain the major share of European Market.

Our exporters could successfully meet the prospective buyers from different countries like China, Greece, Canada, Korea etc. Also, our exporters could update the European Union buyers about overcoming the issues of ETO, Salmonella, and pesticides. They were assured of export quality of Indian Sesame Seed. This will help our exporters to regain the confidence of EU importers and our market share in next 2 to 3 years. Due to participation in this event our member exporters could generate 50 No's of enquiries and could generate business of Rs. 11 crore. Our exporters are expecting to generate more business based on enquiries received and also in anticipation of enquiries in future.

- **5th Global Oilseeds Conference (IGOC 2023) from 27th-29th October 2023**

IOPEPC held 5th Global Oilseeds Conference (IGOC 2023) at Hotel Crown Plaza, Jaipur Rajasthan, India from 27th to 29th October 2023. During this meet the findings of Kharif Crop survey were discussed covering key Groundnut and Sesame producing states. The crop survey figures facilitate the trade to formalise export strategy. IGOC 2023 was attended by more than 260 delegates from various parts of the world including India.

- **Farmer Mela at Palem, Nagarkurnool District, Telangana held on 31st January 2024**

IOPEPC conducted a farmer mela at Palem, Nagarkurnool district, Telangana on 31st January 2024 in collaboration with Regional Agricultural Research Station (RARS), Palem - Prof. Jayshankar Telangana State Agricultural University (PJTSAU) and ICRISAT. Approx. 500 Nos. of participants participated in this program. The objective of farmer mela was to educate the farmers about export-related information and how production is linked with exports. The pamphlets/literature on Good Agriculture Practices (GAP) were distributed amongst participants.

- **Farmer mela held at Jagtial, Telangana held on 10th February 2024**

Since IOPEPC signed a Memorandum of Understanding with ICAR-IIOR, it conducted a farmer mela at Jagtial, Telangana on 10th February 2024. Kisan Mela on Sesame seed was organized jointly by IOPEPC and Regional Agricultural Research Station Polasa (RARS), Jagtial,

Project coordinating Unit (Sesame and Niger) ICAR, JNKVV, Jabalpur and ICAR-IIOR.

The objective of the mela was to sensitise the farmers about Good Agriculture Practices, implication on export due to use of pesticides and importance of restarting exports to Japan. Approx. 1300 farmers attended the program. The pamphlets/literature on Good Agriculture Practices (GAP) were distributed amongst participants.

- **Gulfood 2024 held during 19th to 23rd February 2024**

The Middle East food industry is flourishing. Rapid population growth, booming food service and re-export market, diverse and affluent consumers demanding new trends, tastes and products making it of immense importance to the exporters of oilseeds and oils from India. UAE is considered to be a gateway to the Middle East region which is the biggest importer of food items in the world.

Gulfood 2024 served as a pivotal platform, attracting importers not only from the GCC but also from diverse regions, including Africa, the USA, China, and the EU. The event featured a remarkable showcase with over 5500 exhibitors hailing from more than 190 countries.

IOPEPC played a significant role, organizing the participation of 13 member exporters, strategically located in Zabeel Plaza Hall. The Council had taken 128 sq. mtr. stall space. The IOPEPC stall experienced a substantial footfall of around 150+, with the 2nd and 3rd days emerging as crucial highlights due to significantly higher attendance. IOPEPC members could generate 361 enquiries and could book orders worth Rs. 25.75 crore.

- **IOPEPC's efforts in backward Integration**

A meeting was conveyed under the Chairmanship of Shri Rajesh Agrawal, Additional Secretary, Ministry of Commerce, Government of India on 06.06.2023 on the request of IOPEPC for in-depth discussion on the present issues faced by the Oilseeds sector and to decide on the further measures to be implemented by the concerned departments to address the same.

The Council placed the point that one of the most important issues which need immediate attention of the Ministry of Agriculture (MOA) is increasing the availability of certified seeds to the farmers. It has been noticed that the Seed Replacement Ratio (SSR) for Sesame seeds and Groundnuts is very low which has resulted in decreased

yields and productivity.

The Council had communication with the Deputy Commissioner, Ministry of Agriculture and Farmers Welfare, Government of India, informed the following:

- Limited availability of certified seeds leading to less yields and productivity.
- Increasing cases of Pesticides residue exceeding the MRLs set by the importing/ consuming countries.
- Aflatoxin levels exceeding MRLs set in buying countries for Indian Groundnut.
- Current production insufficient to cater the growing domestic and export demand.
- Less supply and resultant high prices forcing consuming countries to shift their buying requirements to other competing countries like African and Latin American countries.
- India has already lost major export market of Natural Sesame seeds to other competing countries and is on the verge of losing the market of Hulled Sesame seeds (Sesame seeds without husk)
- Sowing area has not decreased in last 3 years but the yields have been largely compromised.
- Indian exporters are compelled to import Sesame seeds from African countries for processing and re-export to fulfil its export commitments due to high prices and limited supply of domestic raw material.

**What is presently expected from MOA:**

- Ensure availability of certified seeds to the farmers. Primary focus should be on Sesame seeds growing states like MP, UP, Gujarat, Rajasthan. Certified seeds multiplication should be done considering the varieties recommended by ICAR and IIOR which are region specific.
- Encourage farmers to increase seed replacement ratio (SRR) so to get better yields and productivity.
- Promotion of summer crop of Sesame seeds and Groundnut should be undertaken in various states and accordingly suitable varieties and their certified seeds should be made available. The summer crop is less exposed to vagaries of weather due to which the yields are much higher than the Kharif crop. It is observed that the cases of high Aflatoxins residue are much less in Groundnuts produced during the summer

crop.

- Better coordination with State Governments for making certified seeds available to the farmers at subsidized rates, implementation of pilot projects to encourage farmers to understand the benefits of using certified seeds.
- Creating awareness about implementation of Good Agriculture practices (GAP) in collaboration with State Governments with focus on judicious use of pesticides.

The Council raised the following TBT issues with the concerned Departments

- **Challenges / issues faced during export to the European Union:** IOPEPC wrote a letter to EU about two important issues, (a) Allowing destuffing of the containerized cargo at EU destination ports, (b) Right to second opinion should be available with Indian exporter in case the sample is found non-compliant with EU regulations.

Based on the communication, the matter was addressed by the European Union as follows:

- **Allowing destuffing of the containerized cargo at EU destination ports**

EU commission implementing regulation (EU) 2019/1014 mentions providing storage rooms and areas required for detained consignments. To minimize administrative and financial burden for operators and taking it to account the capacity of storage rooms/areas in comparison to the number of consignments received in a particular BCP, Article 3 (11) of regulation (EU) 2019/1014 sets out that the competent authorities of the BCP may permit the use of commercial storage facilities for storage of goods provided that those facilities are within the closed vicinity of the BCP and under the competence of the same customs authority.

- **Right to second opinion should be available with Indian exporter in case the sample is found non-compliant with EU regulations**

According to Article 47(5) of regulation (EU) 2017/625, the operator responsible for the consignment shall ensure that the goods of the categories subject to official controls at the BCP are presented for official controls. The operator responsible for the consignment is the natural or legal person in the member state who is in-charge of the consignment when presented at the BCP and who makes

the necessary declaration to the competent authorities as the Importer or on behalf of the importer. Accordingly, the operator responsible for the consignment may request a second opinion.

- **ETO Issue**

European Union issued Rapid Alerts for detection of ETO in consignments of Sesame seeds originating from India. European Commission also flagged the ETO residue issue in Indian Sesame seeds with the Indian Embassy in Brussels as well as with the Indian Government authorities including the office of the concerned ministry.

The moment the matter was brought to notice of IOPEPC, being the competent authority for issuing Official Certificate for sesame seeds meant for export to EU, IOPEPC issued an Advisory to all its members exporting to EU to ensure that their product is free from ETO residue and fulfils the EU regulations.

Accordingly, IOPEPC amended the SOP already in place, making it robust to cover the current issue. Eventually exports were resumed with strict compliance to the SOP. The IOPEPC highlighted that since the resumption of exports till date there has been no rapid alerts received for detection of ETO. With effective implementation of SOP, having desired sampling, extraction and testing protocols in place, India has well responded to the requirement to provide safe food to EU consumers.

It is a proof that European Commission (EC) had to take cognisance of continuous efforts of IOPEPC and as a proof has been forced to take measures in the form of decreasing the frequency of identity and physical checks from 50 percent to 30 percent, as mentioned in the communication received from the European Commission dated 6th December 2023.

- **Addressing challenges faced by Pesticide residue**

Issued circular to member exporters of the Council as a precautionary measure that they should test the consignments intended for export to USA for 20 pesticides, even though the buyer may not have expressed the need for the same and ensure that they are below the Maximum Residue Limit (MRL) set by United States Food and Drug Administration (USFDA).

- **Resumption of exports of Indian Sesame seed to Japan**

The Council is in continuous communication with Japan Oil & Fat Importers & Exporters Association' (JOFIEA) and

has forwarded them draft SOP for their inputs to make sure that this robust SOP addresses all the quality concerns of Japan.

As a confidence building measure a visit of an Indian delegation to Japan is the need of the hour so that B2B meeting can be organised with prospective Japanese buyers. This would facilitate in taking necessary steps for early resumption of Sesame seed exports to this second largest global Sesame seed market.

The matter needs to be addressed by the Indian embassy in Japan so that the draft SOP is acceptable to the Japanese counterparts. The Council is also in dialogue with the importers to explore the possibility to resume exports to Japan.

- **Conducting Podcast to discuss issues with regard to export**

IOPEPC conducted podcast to address issues faced during The Red Sea Shipping Crisis. This could impact India's exports to Europe, as about 80 percent of the outbound shipments to Europe takes place through the Red Sea region. In view of the above, IOPEPC had scheduled a Podcast on "The Red Sea Shipping Crisis" on 30th January 2024. The Council had invited Shri Sunil Vaswani, Executive Director, The Container Shipping Line Association (India) as a 'speaker' for this session. Forty participants attended the podcast.

- **IOPEPC's participation in China International Sesame Conference (Spring) in Qingdao**

IOPEPC participated in the China International Sesame Conference (Spring) in Qingdao, China on 16th April 2024. During the event IOPEPC formalized a Memorandum of Understanding (MoU) with China Chamber of Commerce of Foodstuffs, Native Produce and Animal By-products (CFNA). This MoU marks a significant milestone in fostering robust collaboration between two organizations, focusing on the oilseeds sector. It aims to enhance mutual interests and cultivate synergies, ultimately benefiting both parties involved. Under this agreement, there will be a streamlined exchange of market insights and information, specifically aiding Indian exporters in refining their strategic approaches to the exportation of key commodities such as Sesame Seeds and Groundnuts to the Chinese market.

### **(N) Textiles**

- Department of Commerce, under its Market Access Initiative (MAI) Scheme has been providing financial support to various Export Promotion Councils (EPCs)

and Trade Bodies engaged in promotion of textiles and garments exports, for organizing and participating in trade fairs, exhibitions, buyer-seller meets etc.

- To promote textile products, 144 events (129 International events and 15 RBSM) were approved during 2023-24 under assistance of MAI scheme with an outlay of Rs. 10397.42 lakh.
- RBSMs were organized by the Textile EPCs in New Delhi, Mumbai, Varanasi, Kolkata and Greater Noida. A mega textiles event Bharat Tex was organized by the Textile EPCs from February 26th to 29th 2024 at Bharat Mandapam and Yashobhoomi in New Delhi.
- Rebate of State and Central Taxes and Levies (RoSCTL) on exports of Apparel/Garments (Chapters-61 & 62) and Made-ups (Chapter-63) has been extended till 31st March 2026.
- The other textiles products (excluding Chapter 61, 62 and 63) which are not covered under the RoSCTL are eligible to avail the benefits, if any, under Remissions of Duties and Taxes on Exported Products (RoDTEP) along with other products.
- Under FTP 2023 four new towns - Faridabad, Mirzapur, Moradabad and Varanasi—designated as Towns of Export Excellence (TEEs) in addition to the existing 39, can avail financial assistance under MAI scheme on priority basis. Out of existing 39 Towns of Export Excellence 22 are in Textile Sector.

### **(O) Pharmaceuticals Export Promotion Council (PHARMEXCIL)**

Pharmaceuticals Export Promotion Council of India was established in 2004 under Foreign Trade Policy keeping in mind the unique requirements of the Indian Pharmaceutical industry for export promotion and is registered as Section-8 Company under the Companies Act. The Council has its headquarters in Hyderabad, with regional offices at Mumbai and New Delhi and Branch Office in Ahmedabad. There are 4562 members in the Council.

The products and services falling under the purview of Pharmexcil are Active Pharmaceutical Ingredients (API), Finished Dosage Forms (FDF), Biologics; Diagnostics; Surgicals; Collaborative Research, Contract Manufacturing; Clinical Trials & Consultancy; and Regulatory Services.

Apart from acting as an interface with the Government, the Council also offers professional advice to its members in areas such as compliance with regulatory requirements,

patent issues, technology up-gradation, trade related help, etc. Pharmexcil also acts as a nodal agency for issue of Registration cum Membership certificates. The Council participates in important exhibitions and fairs in various countries and also organizes international conferences and Reverse Buyer-Seller Meets (RBSM) in India

### (i) Export Performance

#### (a) Exports during 2023-24

During 2023-24, Indian pharma exports grew by 9.66

percent to reach US\$ 27.84 billion. The growth in export is almost double the global generic growth which is around 5 percent. NAFTA region contributed 34.40 percent of total exports with USA as leading export destination with a share of 31.35 percent in total exports. Except CIS, exports to all other regions recorded positive growth. India's top 5 pharma export destinations in 2023-24 were USA, UK, Netherlands, South Africa & Brazil.

The category-wise summary of exports during 2023-24 is as below:

(Values in US\$ million)

Product Category	2022-23	2023-24	% Change	% Share
Drugs Formulations & Biologicals	18446.58	20536.22	11.33	73.75
Bulk Drugs & Drug Intermediates	4680.30	4755.22	1.60	17.08
Vaccines	1017.52	1187.99	16.75	4.27
Surgicals	620.05	717.75	15.76	2.58
Ayush & Herbals	628.54	649.20	3.29	2.33
<b>Total Exports</b>	<b>25392.99</b>	<b>27846.38</b>	<b>9.66</b>	<b>100.00</b>

Source: DGCI&S

(b) A huge market opportunity is emerging for Indian manufacturers in the potential markets of LAC (Latin America and the Caribbean), Africa and Asia. Further, on account of its skill, cost and delivery advantages, there are strong growth prospects for India as an outsourcing destination for Contract Research and Manufacturing Services (CRAMS), Clinical research & Biotechnology etc.

#### (ii) International Collaborations

PHARMEXCIL has entered into MoUs with Chambers and Councils of various countries such as Korea, China, Philippines, Ukraine, Russia etc. to promote bilateral trade in pharmaceuticals.

During FY 2023-24, PHARMEXCIL signed MoU with the Roscongress Foundation-Russia & Korea Pharmaceuticals and Bio Manufacturers Association (KPBMA) to have a continued cooperation between the organizations as well as to promote greater market access and trade engagement in the field of Pharmaceuticals.

#### (iii) Empowering the Industry on Global Regulatory Requirements

With the support of Department of Commerce, Government of India, PHARMEXCIL has launched Capacity Building program on the Importance of Quality Compliance & Patient Safety (Industry Practices & Regulatory

Expectations) to create awareness on Best International Practices for Pharmaceutical Manufacturing and in aiding the Industry, particularly MSMEs in maintaining the quality of the medicaments produced.

PHARMEXCIL hosted Capacity Building programs in eight cities across the country (Ahmedabad, Hyderabad, Mumbai, Chandigarh, Chennai, Bangalore, Indore & Goa) by inviting the CDSCO & State FDA, IPC, USP & industry Associations. These programs helped to improve the regulatory compliances of MSMEs and enhance their understanding of Regulatory, GMP, Quality & Safety norms so as to keep the upward momentum of exports.

#### (iv) Monitoring the Market Access Barriers of Indian pharma in export destinations

PHARMEXCIL in association with IPA (Indian Pharmaceutical Alliance) & ELP undertook a study "Market Access Barriers in the Pharmaceutical Sector in India's Key Export Destinations" like Australia, Canada, Israel, UAE, UK & USA to assess the existing trade and investment barriers faced by Indian pharmaceutical companies with respect to identified pharmaceutical products in some of the key export destinations and provide recommendations that may be used as inputs by the industry in the export markets and also form inputs for FTA/CECA discussions with the Government of India.

### (v) Support to the Industry

Department of Commerce supports Pharma industry through its Market Access Initiative (MAI) scheme by reimbursing part of expenses incurred on product registration in foreign countries, plant inspections, clinical trials etc. with a view to encourage industry to explore new and potential markets. PHARMEXCIL disbursed an amount of Rs. 45.35 crore to its members under MAI scheme during 2023-24.

Department of Commerce also regularly interacts with foreign Governments, global regulatory agencies and Indian Missions to resolve the regulatory and market access issues faced by Indian industry in accessing foreign markets. Department of Commerce is also proactively working towards establishing footprints in penetrated/potential international markets viz. Japan, South Korea, China, Indonesia, Latin America region, Africa, etc.

### (vi) Global Outreach and B2B Engagements

IPHEX (International Pharmaceuticals Exhibition) at Hyderabad in July 2023: The 9th edition of the IPHEX, a flagship event of the PHARMEXCIL was organised with the support of the Department of Commerce, Government of India on 5th-7th July 2023 at Hitex Exhibition Center, Hyderabad, India. 375 domestic exhibitors showcased their products in the exhibition. It was attended by over 400 overseas business delegates from 105 countries and 8000 domestic visitors. 31 Government procurement officials from 15 countries participated in IPHEX. On the occasion of India's presidency of G20, CEO roundtable was organised among the representatives of G20 countries on "Potential collaboration among G20- Business prospects for Indian pharma". Further, visits of Government officials to the State-of-the-art manufacturing facility was also arranged to showcase the strengths of Indian pharma industry.

Some of the major events organized/participated by PHARMEXCIL during 2023-24 are:

- Indian Pavilion at Belarus Medica Exhibition 2023. Also organized Belarusian-India Pharma Forum at Minsk on 24th-26th May 2023.
- Indian pavilion at Africa Health Excon, Egypt on 7th-10th June 2023.
- India pavilion at CPHI China, Shanghai on 19th-21st June 2023.
- Roundtable with Meet with Tanzania Health Minister at Hyderabad on 29th July 2023.
- Participation in Iran Pharma on 20th-22nd September 2023.
- India pavilion at CPHI Worldwide, Spain on 24th-26th October 2023.
- RBSM in Africa region (Nigeria, Benin, Ethiopia & Kenya) on 15th-24th November 2023.
- PHARMEXCIL pavilion at CPHI India at Noida on 28th-30th November 2023.
- XIV Indian Russian Business Dialogue 2023 at Moscow on 19th December 2023.
- India pavilion at Arab Health, Dubai on 30th January to 2nd February 2024.
- RBSM in LAC region (iPHEX LATAM in Guatemala, Colombia & Chile) with 80+ Indian companies during 17th-28th February 2024.
- India pavilion at Asia Pharma Expo, Bangladesh on 29th February to 2nd March 2024.

## 2. OTHER ORGANISATIONS

### (A) Federation of Indian Export Organizations (FIEO)

FIEO provides the crucial interface between International Trading community of India with the Central and State Governments, Financial Institutions, Ports, Railways, Surface Transport and all engaged in Export Trade Facilitation. FIEO serves directly or indirectly the interests of over 200,000 exporters from every Industry and Services sector in the country.

FIEO is registered under the Societies Registration Act, 1860 with its Headquarters in Delhi, Regional Offices in Delhi, Mumbai, Chennai and Kolkata, and Chapters in Jaipur, Kanpur, Ludhiana, Ahmedabad, Indore, Hyderabad, Kochi, Bengaluru, Coimbatore, Vijayawada, Bhubaneswar, Ranchi and Guwahati. FIEO is ISO 9001:2015 certified and ensures uniform and quality service to its members and associates.

### Major Activities and Achievements

- During the fiscal year 2023-24, FIEO orchestrated a total of 740 strategically located export promotion programs across India as well as abroad, devising strategy and streamlining the process for exporters to seamlessly market their products. Some of the international events organised by FIEO are as follows:
  - Participated in the 20th Edition of Kyrgyz Build, 18th-20th April 2023 at Bishkek Kyrgyzstan
  - Participated in the 133rd Session of China Import

- and Export Fair (Canton Fair Phase 1, 2 & 3), Guangzhou (China) from 14th April to 5th May 2023
- Participated in the 47th Edition of SEEBEE 24th-27th April 2023 at Serbia
  - B2B Delegation of Food and Agri Exporters to Russia - 24th-27th April 2023
  - Participated in the Foire de Paris, 27th April to 8th May 2023 at France
  - Participated in the International Apparel and Textile Fair, UAE, Dubai - 1st-3rd May 2023
  - Participated in the 58th Zambia Int'l Trade Fair 2023 at Ndola, Zambia - 28th June to 4th July 2023
  - Participated in the "India Fashion & Lifestyle Show" at Osaka, Japan - 25th-27th July 2023
  - Participated in the 21st Home Wonders Expo at Pailles, Mauritius - 9th-13th August 2023
  - Participated in the Uganda Buildcon 2023 at Kampala, Uganda - 10th-12th August 2023
  - Participated in 7th China-South Asia Exposition (CSAE) and 27th China (Kunming) Import & Export Fair - 16th-20th August 2023
  - B2B Delegation of Food and Agri Exporters to Malaysia - 23rd-24th August 2023
  - Participated in the India International Trade Expo Cum BSM at Kathmandu, Nepal - 1st-3rd September 2023
  - Participated in the 15th Paper Me Egypt at Cairo, Egypt - 2nd-4th September 2023
  - Participated in the Super Sourcing Dubai at Dubai, UAE - 12th-14th September 2023
  - Participated in the Bisutex and Madridjoya at Madrid, Spain - 14th-17th September 2023
  - Participated in the Fashion World Tokyo 2023, Tokyo, Japan - 10th-12th October 2023
  - Participated in the Warsaw Building, Construction and Hand Tools at Mazowieckie, Poland Exhibition - 12th-14th October 2023
  - Participated in the 134th Session of China Import and Export Fair (Canton Fair), Guangzhou (China) (Canton) Phase 1 - 15th-19th October 2023
  - Participated in the India Pavilion at Africa Health, 2023 Johannesburg, South Africa - 17th-19th October 2023
  - Participated in INTERTEX TUNISIA 2023, from 19th-21st October 2023
  - Participated in the 134th Session of China Import and Export Fair (Canton Fair), Guangzhou (China) (Canton) Phase 2 - 23rd-27th October 2023
  - Participated in the CIBUSTEC at Parma, Italy - 24th-27th October 2023
  - Participated in INFLAVOUR at Riyadh, Saudi Arabia - 29th-31st October 2023
  - Participated in the 134th Session of China Import and Export Fair (Canton Fair), Guangzhou (China) (Canton) Phase 3 - 31st October to 4th November 2023
  - Participated in 39th Edition of FIHAV at Cuba - 6th-11th November 2023
  - Participated in the Multi-Product Business Delegation to the Kingdom of Saudi Arabia (Riyadh & Jeddah) - 19th to 22nd November 2023
  - Business Delegation to Jebel Ali, UAE - 20th November 2023
  - Participated in the Global Sourcing Expo, Melbourne, Australia - 21st-23rd November 2023
  - Participated in the Foodexpo Vietnam - 22nd-25th November 2023
  - Participated in 8th Edition of Japan Build, Tokyo, Japan - 13th-15th December 2023
  - Participated in the 47th Edition of Baghdad International Fair at Bagdad, Iraq - 10th-19th January 2024
  - B2B Delegation of Food and Agri Exporters to Indonesia - 16th-17th January 2024
  - Participated in the 27th New Year Shopping Festival at Chengdu, China - 27th January to 4th February 2024
  - Participated in the 9th Edition of SENCON 2024 at Dakar, Senegal - 8th-10th February 2024
  - Participated in Source Fashion, 2024 (London, United Kingdom) - 18th-20th February 2024
  - Participated in 61st TEXTILLGPPROM - Trade Fair for Textile and Light Industry at Moscow, Russia - 27th February to 1st March 2024
  - Participated in the MOMAD FAIR at Madrid, Spain - 9th to 11th February 2024
  - Participated in the 43rd MCE MOSTRA 2024 - 12th-15th March 2024
  - Multi product Business Delegation to Guatemala and El Salvador - 12th-16th February 2024
  - Participated in the 34th Edition of Buildex Vancouver 2024 at Vancouver, Canada - 14th-15th

## February 2024

- Super Sourcing Oceania – a Multi-Product Buyer Seller Meet in Fiji Islands and New Zealand – 4th – 8th March 2024.
- Participated in the 40th Alimentaria and HOSTELCO International Exhibition from 18th-21st March 2024 in Barcelona, Spain.
- FIEO with the support of the Department of Commerce organised the Reverse Buyer-Seller Meets during the year 2023-24, details of the same are as follows:
  - Organised second edition of RBSM – the SourceX India 2024 held from 17th-19th January 2024 at New Delhi. Around 100 buyers from 28 countries participated and interacted with about 120 Indian companies from all over India.
  - 10th Vibrant Gujarat Global Summit held from 10th-12th January 2024 at Gandhinagar, Gujarat. FIEO organised RBSM and about 100 foreign buyers from 25 countries attended the Summit. Around 1000 Indian exporters interacted with the buyers in the B2B meeting.
  - Organised 5th Edition of Logix India from 26th-28th March 2024 at Mumbai. More than 100 buyers from 37 countries participated and interacted with over 150 Indian companies from all over India.
  - FIEO jointly with MSME Department, Government of Tamil Nadu and FaMe TN organised a Reverse Buyer-Seller Meet (RBSM) namely Tamil Nadu Global Investors Meet at Chennai from 7th-8th January 2024. Around 50 Buyers from 22 countries participated. One to One meeting of more than 350 MSMEs from Tamil Nadu was organised.
  - FIEO actively addresses exporters' concerns by liaising with relevant authorities to facilitate prompt resolution.
  - Through diverse communication channels, FIEO offers exporters the opportunity to engage in online discussions with its experts on matters pertaining to international trade, enabling them to seek clarifications on policy issues and more.
- The FIEO website, accessible at [www.fieo.org](http://www.fieo.org), provides up-to-date trade policies, publications, global business prospects, and links to international trade promotion organizations.
- Members have the option to upload product photographs, company logos, and detailed company profiles on the FIEO website, enhancing their visibility.
- FIEO arranges interactive sessions with policy makers, ensuring that critical trade matters are brought to the Government's attention for swift resolution.
- Being an integral part of various committees and task forces established by both Central and State Governments, such as the Board of Trade, Parliamentary Standing Committee, FIEO provides crucial insights on a range of trade policies.
- Throughout the year, FIEO organized interactive video conferences with Indian Ambassadors in various countries, fostering discussions on business promotion, challenges, and opportunities for Indian exporters.
- Additionally, FIEO orchestrated a series of B2B meetings, exhibitions, and participation in international trade fairs, both physically and virtually, to further promote trade relations with different countries.
- FIEO received recognition and honor from the Honorable Minister of MSME, Government of India, Shri Narayan Rane, as the Best Supporting Organization during the 1st Edition of UPITS 2023. FIEO was awarded "Institutional Game Changer" Award for the second year in a row.
- At the request of the Uttar Pradesh Government and with the backing of the Department of Commerce, FIEO successfully facilitated the participation of over 400 international buyers for the grand UPITS show. This milestone marks a significant achievement for FIEO, representing the first instance of such a feat in the organization's history.
- FIEO established a proactive War Room, comprising Regional Heads and key officers, under the guidance of the DG & CEO. Its primary objective is to assess the current situation, and promptly address concerns within the Exim community, ensuring swift and seamless exports.
- Furthermore, every Wednesday, the DG & CEO conducts an Interactive Video Conference. During these sessions, exporters are apprised of the latest

developments in Foreign Trade Policy and the geopolitical arena. They have the opportunity to seek clarifications on international trade matters. Following these meetings, any grievances expressed were expeditiously brought to the attention of relevant Government authorities through the dedicated department.

- Also updated the members from time to time about the Government's initiatives for providing relief to the Exim community on a real time basis in a segregated subject wise manner.
- The Indian Trade Portal, – One stop information trade portal of India developed and maintained by FIEO, currently provides information on 98 countries (including 10 new countries added in the year), representing 95 percent of the world's total imports and 91 percent of India's exports
- To keep the Indian Exim community informed about international trade developments, FIEO have published over 2800 trade alerts, 950 news updates, and responded to over 4000 trade and tender queries through the Indian Trade Portal.
- Indian Business Portal is the only such marketplace that is exclusive for exporters registered in India and is custom-built to support exporters with a range of bespoke features and relevant partners integrated to build this ecosystem. The Strategic objectives of Indian Business Portal are; digitizing Indian Exporters and help them become discoverable online; promoting exports from all Indian States; showcasing India's strength in wide range of Products & Services; encouraging virtual meetings between buyers and sellers; and providing a trusted network of Indian Exporters to Foreign Buyers.
- 14000+ SMEs are registered on the FIEO GlobalLinker platform and of those 2000+ have already joined with over 40,000 products and services listed on Indian Business Portal.
- FIEO launched the "Ease of Logistics Portal, an initiative of FIEO to bring exporters and logistics service providers on a single platform to discuss and finalize business.
- The FIEO Niryat Mitra Mobile App is a valuable tool for Indian exporters, as it provides them with a single platform to access all the information and services they need to export their products and services. Niryat Mitra Mobile App is available on both Android

and iOS devices with more than 1 lakh downloads and an excellent rating of 4.8.

- During the year 2023-24, FIEO has pursued important issues with the Government regularly which finally got resolved viz:
- Amnesty scheme for one-time settlement of default in export obligation by Advance and EPCG authorization holders.
- Relaxation in delay in submission of installation certificate under EPCG Scheme.
- Deferment of requirement of additional qualifiers for exports and imports till 1st October 2023
- One-time relaxation from maintaining Average Export Obligation and option to avail extension in EO period for specified EPCG authorizations due to COVID-19 pandemic.
- Simplification in the process of levying of Composition fee in case of Export Obligation Period EOP under AA Scheme.
- One-time relaxation in submission of additional fee to cover excess duty utilised in EPCG authorisations issued under Foreign Trade Policy (2009-14) (extended upto 31st March 2015).
- RAs to again re-open and examine all such MEIS/SEIS applications, which have been kept pending and are deficient at the RAs under provisions of Para 3.06 of the HBP 2015-20.
- Requirement of Health Certificate accompanied with the import of food consignments (Milk and Meat Products) deferred till further orders.
- 122 Booking Post Offices authorized to accept consignments for e-commerce export.
- Tag, tracking device or data logger already affixed on the container at the time of import also eligible for exemption from the duty of customs and the integrated tax.
- DGFT Officials will be Available on Video Conference Every Day in the Morning to provide SION Fixation to Assistance Online.
- Inclusion of export sectors/items in Chapter 28, 29, 30 & 73 in Appendix 4R under RoDTEP for exports made from 15th December 2022 to 30th September 2023.

In addition to the above, FIEO publishes many monthly and weekly bulletins, reports, articles etc. on various topics with the objective to keep the trade and industry updated

on the latest happenings in the international trade sector. FIEO recognizes exporters and export facilitators and confers "Niryat Shree" and "Niryat Bandhu" Awards respectively to encourage the exporters to perform better in year to year. In addition to this, to encourage & motivate the members, FIEO organizes Export Excellence Awards on Regional basis.

**(B) India Brand Equity Foundation (IBEF)**

The India Brand Equity Foundation (IBEF) is a Trust established by the Department of Commerce, Ministry of Commerce and Industry, Government of India. IBEF's primary objective is to promote and create international awareness of Brand India in overseas markets and to facilitate the dissemination of knowledge about Indian

products and services. Towards this objective, IBEF works closely with stakeholders across government and industry.

IBEF carried out several branding activities during 2023-24. Highlights of key initiatives are given below:

- **G20** - Provided branding inputs and support for Department of Commerce's G20 related activities. In addition, a PMU unit was setup and managed by IBEF for Department of Commerce.
- **Communication Cell** - Successful set-up and management of the Communication Division in DoC. Management of social media platforms and digital assets of the DoC through the team deployed in the Communication Cell.
- **Shree Anna Campaign** - Created a logo for Shree Anna (Indian Millets) in consultation with DoC & APEDA. Conceptualised a campaign for the promotion of Indian Millets.



- **Atmanirbhar Bharat Utsav 2024** - Supported the branding and publicity plan for the Atmanirbhar Bharat Utsav 2024.



- **Bharat Mobility 2024** – Successfully launched the campaign for promoting Bharat Mobility Global Expo 2024. The campaign included creation of identity, website, digital promotions across platforms etc.



- **Bharat Tex** – Supported publicity plan for Bharat Tex Global Expo



- **Arab Health 2024** –Executed the branding and publicity plan for India’s participation at Arab Health, Dubai.



- **Big 5 2023** - Executed the branding and publicity plan for India's participation at Big 5, Dubai.





- **SIAL 2023** - Executed the branding and publicity Designs for India's participation for SIAL 2023.
- **Sourcing at Magic 2023** - Executed the branding and publicity plan for India's participation at MAGIC Show.
- **INDEE Kenya 2023** - Executed the branding and publicity plan for INDEE Kenya.
- **Automechanika 2023** - Executed the branding and publicity plan for India's participation at Automechanika 2023



### Other Initiatives

Supported designing and printing of various reports for Department of Commerce like the 9 years of Achievement booklet for DoC, Statement of Activities etc.





### 3. STATES/UTs SPECIFIC EXPORT STRATEGIES

- In order to achieve better coordination with States and UTs the Department of Commerce has nominated Additional Secretary/Joint Secretary level officers as nodal officers for institutionalizing a mechanism for regular and effective coordination and communication with States/UTs.
- The nominated nodal officers are the single contact point for all matters related to the State/UT concerning the Department of Commerce. The nodal officers visit their allotted States/UTs from time to time. They work closely with the States/UTs on various trade related matters including formulation/ implementation of 'Export Strategy' and addressing any issues or impediments to trade.
- Department of Commerce has been actively interacting and engaging with the State Governments / Union Territories to create an enabling environment to boost goods and services exports from the country by way of assisting them in formulating a comprehensive export strategy based on an assessment of State's strengths. To improve export performance in partnership with the States, the States have been urged to identify items with export potential. Financial Assistance is also being provided by the Department for formulation of Export Strategy of the State. So far, 24 States have prepared their Export Strategies. The Export strategies of 07 States/UTs (Bihar, Haryana, Manipur, Rajasthan, Punjab, UT of Ladakh and UT of Jammu Kashmir) are being processed.

\* \* \* \* \*

# Chapter 6

Commercial Relations, Trade  
Agreements and International Trade  
Organizations

## 1. TRADE WITH SOUTH-EAST ASIA

### ASEAN REGION

#### (i) Introduction

India announced its 'Look East Policy' in 1991 with a view to seeking greater engagement with East Asian countries. In 2014, the policy was upgraded to 'Act East Policy' which focuses on the extended neighbourhood in the Asia Pacific Region. In order to address the economic cooperation content of the 'Act East Policy', a continuous dialogue is maintained with ASEAN (Association of South East Asian Nations) countries viz. Brunei Darussalam, Cambodia, Indonesia, Lao PDR, Malaysia, Myanmar, Philippines, Singapore, Thailand and Vietnam. Summit level engagements, Ministerial meetings and official level discussions are held in order to fulfil the objectives of Act East Policy.



*3<sup>rd</sup> Meeting of the Joint Committee of ASEAN-India Trade in Goods Agreement*

India and ASEAN have initiated the process for review of ASEAN-India Trade in Goods Agreement (AITIGA). The Ministers in the 19th ASEAN-India Economic Ministers meeting held on 16th September 2022 endorsed the Scope of Review of AITIGA and activated AITIGA Joint Committee to undertake the review. AITIGA Joint Committee has met four times so far in May 2023, August 2023, February 2024 and May 2024.

#### (b) India-Singapore Comprehensive Economic Cooperation Agreement (CECA)

A Comprehensive Economic Cooperation Agreement (CECA) was signed with Singapore on 29th June 2005

#### (ii) Trade Framework

##### (a) Agreements with ASEAN

India and the ASEAN signed the Trade in Goods Agreement (AITIGA) under the broader framework of Comprehensive Economic Cooperation Agreement (CECA) between India and the ASEAN on 13th August 2009. The Agreement came into force on 1st January 2010 in respect of Malaysia, Singapore and Thailand and in case of other ASEAN countries on different dates in 2010 and 2011.

India and ASEAN Member countries have also signed Agreement on Trade in Services and Agreement on Investment in November 2014. These Agreements came into effect from 1st July 2015.

which became operational from 1st August 2005. The 1st Review of India-Singapore CECA was concluded on 1st October 2007 and the 2nd Review was concluded on 1st June 2018. The 3rd Review of India-Singapore CECA was launched on 1st September 2018. The scope of the review is under finalization between both parties. India is looking to expand the service schedule in the CECA for increased market access and benefits.

##### (c) India-Malaysia Comprehensive Economic Cooperation Agreement

A Comprehensive Economic Cooperation Agreement (CECA) was signed with Malaysia on 18th February 2011

which became operational from 1st July 2011. Under the CECA, India and Malaysia have offered commitments over and above the commitments offered by them under ASEAN-India Trade in Goods Agreement (AITIGA).

#### (d) India-Thailand Free Trade Agreement

India and Thailand signed a Framework Agreement on 9th October 2003 for establishing an India-Thailand Free Trade Agreement. There is an Early Harvest Scheme under this Framework Agreement comprising 83 items of mutual interest for which both sides agreed to make tariff concessions in a phased manner with 100 percent reduction by 1st September 2006.

#### (iii) Recent trade related activities

##### (a) 13th India-Thailand Joint Trade Commission (JTC) meeting

The 13th meeting of India-Thailand Joint Trade Committee (JTC) was held at Joint Secretary/DG level on 20th April 2023 in New Delhi. Both sides reviewed the bilateral trade and discussed market access issues and technical barriers faced by their exporters. India raised the restriction faced in its export of marine, poultry and meat products. Both sides also identified a range of potential commodities and sectors for strengthened partnership such as value-added marine products, smart phones, electric vehicles, food processing, services, and pharmaceuticals.

##### (b) 5th India-Vietnam Joint Trade Sub-Commission (JTSC) meeting

The 5th meeting of India-Vietnam Joint Trade Sub-Commission (JTSC) was held on 8th August 2023 in New Delhi at Additional Secretary/Deputy Minister level. Both sides reviewed the progress on bilateral trade and economic cooperation and discussed ways to unlock the vast untapped potential in bilateral trade. Both sides identified potential sectors such as agriculture, fisheries,

textiles, footwear, pharmaceuticals, chemicals, fertilizers, machinery and equipment, consumer products, energy and automobile industry, for expanding trade cooperation. Indian side raised the issues of pending registration of Indian fishery and meat establishments for export, restricted market access in public procurement of drugs for Indian pharmaceutical companies and high anti-dumping duties imposed on Indian polyester filament yarn products and sorbitol.

##### (c) Annual ASEAN-India Senior Economic Officials' and Economic Ministers' meetings

The 37th and 38th SEOM-India Consultations (ASEAN-India Senior Economic Officials' Meeting), organised by ASEAN Secretariat, were held on 26th May 2023 in Jakarta, Indonesia and on 14th July 2023 in Surabaya, Indonesia respectively. These meetings were followed by 20th AEM-India Consultations (ASEAN-India Economic Ministers' Meeting) held on 21st August 2023 in Semarang, Indonesia. The Ministerial meeting reviewed trade and economic relations, welcomed the progress of the Review of the ASEAN-India Trade in Goods Agreement (AITIGA) and endorsed the Term of Reference of the AITIGA Joint Committee, the Work Plan and the Negotiating Structure for the AITIGA Review.

##### (iv) ASEAN Trade

India's trade with ASEAN countries was US\$ 131.58 billion during the year 2022-23 and US\$ 120.87 billion during 2023-24. Major destinations for India's exports and imports in the region are Indonesia, Singapore, Malaysia, Thailand and Vietnam. The major commodities of export include Petroleum Products, Organic chemicals, Bovine meat, Gems & Jewellery, Turbojets and IC engines, Floating structures and light-vessels etc. The major commodities of import include Coal, Vegetable Oils, Electronic equipment and components, Plastic & articles, Iron & Steel.

#### Country-wise trade figures for ASEAN Region

(values in US\$ million)

S. No.	Country	2022-23			2023-24		
		Export	Import	Total trade	Export	Import	Total trade
1	Singapore	11992.94	23595.35	35588.29	14414.27	21200.86	35615.13
2	Indonesia	10024.3	28820.41	38844.71	5988.88	23410.67	29399.55
3	Malaysia	7156.16	12734.94	19891.1	7262.15	12754.11	20016.26
4	Vietnam Soc Rep	5909.16	8794.73	14703.89	5470.15	9345.39	14815.54
5	Thailand	5709.81	11193.36	16903.17	5038.97	9909.41	14948.38

6	Philippines	2094.15	959.59	3053.74	2097.17	1433.60	3530.77
7	Myanmar	807	954.74	1761.74	670.37	1075.65	1746.02
8	Cambodia	220.43	146.02	366.45	185.39	218.40	403.79
9	Brunei	69.48	303.99	373.47	67.44	218.76	286.20
10	Lao PD RP	16.98	74.3	91.28	12.88	99.73	112.61
<b>Total ASEAN</b>		<b>44,000.42</b>	<b>87,577.42</b>	<b>1,31,577.8</b>	<b>41,207.67</b>	<b>79,666.58</b>	<b>1,20,874.25</b>
<b>India's Total</b>		<b>4,51,069.45</b>	<b>7,15,968.4</b>	<b>11,67,037.85</b>	<b>4,37,112.97</b>	<b>6,75,429.90</b>	<b>11,12,542.84</b>
<b>% Share</b>		<b>9.76</b>	<b>12.27</b>	<b>11.29</b>	<b>9.43</b>	<b>11.79</b>	<b>10.86</b>

Source: DGCI&S

## 2. TRADE WITH NORTHEAST ASIA

India's bilateral trade with the North East Asia (hereafter NEA) region comprising People's Republic of China, Hong Kong, Republic of Korea (South Korea), Japan, Taiwan, Democratic People's Republic of Korea (North Korea), Mongolia and Macao stood at US\$ 207 billion during 2023-24, which is an increase of 2.42 percent over the previous year.

### (i) Commodity Composition with NEA region

Major items of export to NEA region include pearl, precious, semiprecious stones, iron ore, petroleum products, marine products, gold & other precious metal jewelry, aluminium and its products, iron & steel, electricity machinery and organic chemicals.

Major items of import from the region include electronics components, telecom instruments, computer hardware, peripherals, industrial machinery for dairy products, residual chemicals, iron & steel, organic chemicals, plastic raw materials and electronic instruments.

### (ii) Trade Agreements

#### (a) India-Korea CEPA

A Comprehensive Economic Partnership Agreement (CEPA) between India and Republic of Korea was signed on 7th August 2009 and came into force on 1st January 2010. The two sides commenced negotiations for upgradation of CEPA in 2016 and ten rounds of upgradation negotiations have been held so far with last round held on 30th-31st January 2024 in New Delhi. The 11th round of negotiations is scheduled to be held in Seoul from 17th-19th July 2024.

#### (b) India-Japan CEPA

A Comprehensive Economic Partnership Agreement (CEPA) between India and Japan was signed on 16th

February 2011 which came into force on 1st August 2011. Under the institutional mechanism of CEPA, the 6th Joint Committee meeting was held on 15th January, 2021 virtually. Under the provisions of India-Japan CEPA, India has requested Japan to initiate the process of review of the Agreement for mutually beneficial gains for both the sides. The Sub-committee meetings between India and Japan were held between December 2023 to March 2024.

### (iii) Recent Trade Related Activities

#### (a) China

- The bilateral merchandising trade between India and China has increased from US\$ 72 billion in 2014-15 to US\$ 118 billion in 2023-24.
- Regular efforts are being made to address the issues faced by our exporters in exports to China in consultations with EPCs and our Mission in Beijing.
- Trade promotion events were organised by Embassy from time to time for promotion of exports from India.

#### (b) Korea

- The bilateral merchandising trade between India and Korea has increased from US\$ 18.13 billion in 2014-15 to US\$ 27.55 billion in 2023-24.
- An Investment and Trade Promotion Roadshow was held in South Korea from 16th-18th October 2023 under the lead of Secretary, DPIIT with the aim to promote India as an attractive investment destination and to promote Indian products in Korea. The focus sectors for investment were semiconductors, display manufacturing, electronics, EVs, Automotives and textiles. For promotion of trade, focus sectors were textiles and food processing.

- India Korea Comprehensive Economic Partnership Agreement (CEPA) upgradation negotiations were initiated in 2016 with a view to achieve qualitative and quantitative increase of trade. Upgradation negotiations are continuing for additional market access in goods, services, strengthening of Rules of Origin, addressing of technical barriers to trade and investments related issues.
- 10th round of IKCEPA upgrade negotiations was held on 30th-31st January 2024 in New Delhi and 11th round will be held in Seoul from 17th-19th July 2024.

#### (c) Japan

- The bilateral trade between India and Japan has increased from US\$ 15.51 billion in 2014-15 to US\$ 22.85 billion in 2023-24.
- Both countries have agreed to accept the e-Certificate of Origin as a step towards simplification of custom procedures.
- Under the institutional mechanism of India-Japan CEPA, the Sub-committee on Rules of Origin,

Customs Procedure, Trade in services, Improvement of Business Environment and Movement of Natural Persons held meetings during December 2023 to March 2024

#### (d) Taiwan

- The 8th Working Group on Trade meeting was held between India and Taiwan on 11th August 2023.
- On the side-lines of 8th Working Group on Trade, a trade Promotion and Investment roadshow was held in Taiwan from 10th-12th August 2023 with participation of leather and footwear, textile and pharma sectors from India.
- The 9th Working group on Trade meeting has been scheduled on 8th July 2024 in New Delhi.

### 3. TRADE WITH SOUTH ASIA

FT (South Asia) Division in D/o Commerce looks after the trade related issues in respect of Afghanistan, Bangladesh, Bhutan, Maldives, Nepal, Pakistan, Sri Lanka and Iran.

Data for the bilateral trade of FT (South Asia) is given below:

#### Country-wise trade figures for SA Region

(Values in US\$ million)

S.No.	Country	2022-23			2023-24		
		Export	Import	Total Trade	Export	Import	Total Trade
1	Afghanistan	437.05	452.81	889.86	355.45	642.29	997.74
2	Bangladesh	12215	2021	14236	11061.19	1844.55	12905.74
3	Bhutan	1079	535.61	1614.61	963.73	339.11	1302.84
4	Maldives	476.75	496.62	973.37	891.92	86.64	978.56
5	Nepal	8079.25	841.52	8920.77	7040.98	829.71	7870.69
6	Pakistan	627.1	20.11	647.21	1188.8	2.88	1191.68
7	Sri Lanka	5,111.59	1,078.00	6189.59	4117.8	1,424.27	5542.07
8	Iran	1659	672.12	2331.12	1,222.26	625.15	1847.41
	<b>Total SA</b>	<b>29,684.74</b>	<b>6,117.79</b>	<b>35,802.53</b>	<b>26,842.07</b>	<b>5,794.60</b>	<b>32,636.67</b>
	<b>India's Total</b>	<b>4,51,069.45</b>	<b>7,15,968.40</b>	<b>11,67,037.85</b>	<b>4,36,671.58</b>	<b>6,77,469.96</b>	<b>11,14,141.54</b>
	<b>%share</b>	<b>6.58</b>	<b>0.85</b>	<b>3.07</b>	<b>6.15</b>	<b>0.86</b>	<b>2.93</b>

Source: DGCI&S database, Ministry of Commerce and Industry

### (i) Afghanistan

Under Strategic Partnership Agreement between Afghanistan & India, a Joint Working Group (JWG) on Trade, Commerce and Investment functions between the two countries, at the level of Commerce Secretary, to discuss the issues related to trade and economic co-operation. The third meeting of the JWG was held in October 2018 at Kabul, where several bilateral trade and connectivity related issues were discussed. Trade with Afghanistan came to a halt under Taliban regime since August 2021 and India is trading cautiously with humanitarian motivation.

### (ii) Bangladesh

The Bilateral Trade Agreement between India and Bangladesh provides for expansion of trade and economic cooperation without any preferential tariffs. However, India has provided zero duty market access on all tariff lines except for 25 lines related to liquor and tobacco to Least Developed Countries (LDC) under South Asian Free Trade Area (SAFTA) which includes Bangladesh.

Both countries are engaged in strengthening trade relations by exploring prospects of entering into a bilateral Comprehensive Economic Partnership Agreement (CEPA) covering goods and services, enhancing and facilitating trade and investment relations through constitution of an India-Bangladesh CEO Forum and enhancing border trade infrastructure development between the two countries.

India and Bangladesh have established Border Haats to promote well-being of the people dwelling in remote areas by establishing traditional system of marketing the local produce through local markets. In addition to the operational six border haats in the State of Tripura and Meghalaya, border haat at Kamlasagar, Tripura is ready for inauguration, construction is ongoing at border haat in Kamalpur, Tripura and border haat at Palbasti (Raghna), Tripura is ready for foundation stone laying ceremony. As per decision taken in the 2nd Joint Committee meeting on Border Haats, setting up of border haats at six locations, two each in Tripura, Meghalaya and Assam respectively are under different stages of development. Fresh proposals for establishments of more border haats are under deliberation.

India's exports to Bangladesh are being facilitated by identifying and resolving issues under established

institutional mechanisms at Joint Secretary and Commerce Secretary level. Consistent efforts are being made to improve connectivity and border trade infrastructure, increase and import duty on Oranges and Buffalo meat and removal of port restrictions by Bangladesh.

The 15th meeting of the India-Bangladesh Joint Working Group (JWG) on Trade was held on 26th-27th September 2023 in Dhaka, Bangladesh during which a host of bilateral issues such as removal of port restrictions, harmonization of standards and mutual recognition of standards, development of road and rail infrastructure, regional connectivity through multi-modal transportation, creation/strengthening of infrastructure in Land Customs Stations/Integrated Check Posts, Border Haats etc. were discussed. Both countries reaffirmed their commitment to deeper economic engagement, regional cooperation and sustainable development.

### (iii) Bhutan

The trade between India and Bhutan is governed by Agreement on Trade, Commerce and Transit, which prescribes free trade between the two countries. No basic customs duty is levied on import of any product from Bhutan or export to Bhutan. Further, the trade is carried out in Indian Rupees and Bhutanese currency (Ngultrum). The Agreement also provides transit facilities to landlocked Bhutan to facilitate its trade with third countries and movement of goods from one part of Bhutan to another through Indian territory.

### (iv) Nepal

The bilateral trade between India and Nepal is governed by the India-Nepal Treaty of Trade, which was last renewed on 27th October 2016 for a further period of seven years. Under the Treaty, India has provided duty free market access to almost all the products imported from Nepal, except few products relating to tobacco, perfumes, cosmetics and alcohol. Some tariff rate quotas (TRQs) are applicable on the import of four products, namely Vegetable fats, Acrylic yarn, Copper products and Zinc Oxide from Nepal. Both countries have agreed to undertake a comprehensive review of the Treaty of Trade. India also allows transit of third country goods destined to Nepal and export of Nepalese goods to third countries through its territory, which is governed by the India-Nepal Treaty of Transit. The Treaty of Transit between India and

Nepal has been revised on 1st June 2023. The revised Treaty of Transit incorporates changes effected through Letters of Exchange (LoE) which inter-alia include clear identification of routes for the movement of transit cargo through roadways, railways, inland waterways and inclusion of additional locations on the India-Nepal border for the movement of bulk-cargo through rail etc.

As a bilateral mechanism to review the issues relating to bilateral trade, transit and unauthorized trade related issues, an Inter-Governmental Committee (IGC) functions at Commerce Secretary level. Apart from IGC, an Inter-Governmental Sub-Committee (IGSC) also functions at the level of Joint Secretary.

The Inter-Governmental Sub-Committee (IGSC) meeting on Trade, Transit and Cooperation to Control Unauthorized Trade, between India and Nepal was held on 12th-13th January 2024 in Kathmandu, Nepal. During the meeting various bilateral issues such as Review of Treaty of Trade, Amendment in Treaty of Transit and LoE related to additional alternative port facilities for Nepal, LoE on Multimodal transshipment facility to Nepal through ECTS, Infrastructure issues such as Upgradation/Development of Land ports in Nepal, Upgradation of infrastructure facilities at border points and LCSs, Tariff and Non-Tariff barriers issues, Certification issues and Proposals of MoU for cooperation in the field of Ayurveda and other Traditional systems of medicine, MoU between India's EIC FSSAI and Nepal's Department of Food Technology and Quality Control (DFTQC) to harmonize standards between both the countries etc. were discussed.

Both sides are working on several projects to improve trade infrastructure and connectivity, including development of Integrated Check Posts (ICPs) on India-Nepal Border. The ICPs at Raxaul and Jogbani are already operational and other locations have been identified for such development, on the basis of a variety of factors including trade volume.

#### **(v) Sri Lanka**

The India-Sri Lanka Free Trade Agreement (ISFTA) has been in operation since 1st March 2000. Under this Agreement, both countries agreed to phase out trade tariffs from each other within a fixed time frame except for those items in the Negative List of each other. India has provided duty-free market access to almost all the lines, and on 429 products no concessions are given. Tariff rate quotas have been prescribed by India on import of apparel, tea, pepper, desiccated coconut and Vanaspati, bakery

shortening and margarine from Sri Lanka. Under ISFTA, Sri Lanka has provided duty-free access for almost all the products except 1180 products, on which no tariff concessions have been provided under ISFTA.

The 12th Round of Economic and Technology Cooperation Agreement (ETCA) negotiations between Sri Lanka and India took place from 30th October to 1st November 2023 in Colombo. The both sides delved into a spectrum of critical areas, including Trade in Goods, Technical Barriers to Trade, and Trade in Services. Both sides also agreed to continue discussions on matters including apparel quotas and pharmaceutical procurement. Emphasizing the need to build upon their achievements, the delegations agreed to remain open to revising their positions in light of new developments.

The 13th Round of Economic and Technology Cooperation Agreement (ETCA) negotiations between Sri Lanka and India took place from 8th-10th January 2024 in New Delhi. The both sides delved into a spectrum of critical areas, including Trade in Goods, Technical Barriers to Trade, and Trade in Services. Both sides also agreed to continue discussions on various matters. Emphasizing the need to build upon their achievements, the delegations agreed to remain open to revising their positions in light of new developments.

#### **(vi) Iran**

A Joint Working Group (JWG) between the Ministry of Commerce and Industry in India and the Ministry of Industry, Mine & Trade in the Islamic Republic of Iran is functioning at the level of Commerce Secretary to discuss the issues related to bilateral trade between the two countries. In the last meeting of the JWG, both sides agreed to commence text-based negotiations for the Preferential Trade Agreement (PTA). The fifth round of negotiation was held in Iran during 12th-13th February 2020.

Efforts are also being made to address the emerging challenges affecting India-Iran bilateral trade as a consequence of international developments.

#### **(vii) Pakistan**

There is no bilateral agreement between India and Pakistan. The bilateral trade mainly takes place under the Agreement of South Asian Free Trade Area (SAFTA). No bilateral meeting on trade related issues, has taken place in recent past. Government has levied a duty of 200 percent on all products originating in or exported from Pakistan.

Restrictions in the nature of prohibition of certain products and port restrictions were already in place on import of products by Pakistan from India. In August 2019, bilateral trade with India was completely suspended by Pakistan. Subsequently, partial relaxation has been provided by Pakistan for import of certain pharmaceutical products from India.

#### **(viii) Maldives**

The bilateral trade between India and Maldives is facilitated by a Bilateral Trade Agreement of 1981 between the two countries. The agreement does not prescribe any preferential tariffs for the imports of products into the other country, and is only a facilitative mechanism for enhancement of bilateral trade.

Under the provisions of the Agreement, India facilitates provision of essential commodities to Maldives. The relevant Notifications for this purpose were processed and issued in April 2024.

### **4. TRADE WITH AFRICA**

#### **(i) Trade with Sub-Saharan Africa**

India's total trade with Sub Saharan Africa region during 2023-24 was US\$ 71.86 billion as compared to US\$ 82.13 billion in 2022-23. While India's exports to SSA region in 2023-24 was US\$ 38.16 billion vis-a-vis US\$ 42.85 billion in 2022-23. India's imports were to the tune of US\$ 33.70 billion in 2023-2024 as compared to US\$ 39.27 billion in 2022-23.

**(ii) India has taken some major steps towards boosting bilateral trade in Sub-Saharan Africa region. These are:**

#### **(a) Market access of Indian Mangoes to South Africa**

India is a big producer of large varieties of mangoes for domestic use and has an immense potential of export of high-quality mangoes to the world. As a result of sustained efforts by the Indian side, South Africa has granted the Market Access to Indian mangoes in South Africa in 2023.

#### **(b) DFTP Scheme to Democratic Republic of Congo**

India has notified the addition of Democratic Republic of Congo (DRC) as the beneficiary under the DFTP Scheme on 29th December 2023. The scheme allows a Least Developed country (LDC) to export 98 percent of the products to India at preferential or no tariff basis. The concessions are unilateral and involve no obligations on the exporting country. India has urged DR Congo to utilize

this scheme by encouraging its exporters to take advantage of the DFTP Scheme.

#### **(iii) India SACU FTA**

Southern African Customs Union (SACU) comprises 5 countries (South Africa, Botswana, Lesotho, Namibia, Swaziland). India-SACU Preferential Trade Agreement (PTA) Negotiations started in 2002. Five rounds of negotiations held till 2010. Thereafter, negotiations stalled in 2010 due to political reasons within SACU.

In the 1st Session of India-Namibia Joint Commission, it was agreed between both sides that the PTA may be expanded into India-SACU FTA.

ICRIER and EXIM Bank have been entrusted for a study to explore the feasibility of India- South African Customs Union (SACU) Free Trade Agreement (FTA).

#### **(iv) Sixth session of India-Ethiopia Joint Trade Committee (JTC)**

The 6th Session of India-Ethiopia JTC was conducted in Addis Ababa, Ethiopia from 6th-7th November 2023 under the co-chairpersonship of Economic Adviser (Africa).

During the JTC, both sides addressed various issues impeding bilateral trade and facilitating trade promotion between the two countries. The Indian side invited the Ethiopian side to collaborate on the Unified Payment Interface (UPI) of India with Ethswitch of Ethiopia. Further, the Indian side also urged Ethiopia to explore the possibility of settlement of trade transactions in local currency which will help boost bilateral trade and conserve foreign exchange.

#### **(v) The 18th CII-EXIM Bank Digital Conclave**

The 18th CII-EXIM Bank Conclave on India-Africa Growth Partnership themed "Creating Shared Futures" was held from 14th-16th June 2023 in New Delhi. The event had over 1500 delegates comprising of leading Indian industry and representatives from almost 67 countries including 45 African Countries. The conclave covered a diverse range of sectoral sessions including infrastructure, Financing, Space, Agriculture & Food Processing, Defence, Manufacturing, Trade, ICT, Critical Minerals, Skill Development, Trilateral Partnerships, Water, Healthcare & Pharmaceuticals and Power & Energy. The event witnessed the eminent participation of Hon'ble CIM, EAM and MoS for External Affairs and several other senior Government officers and business delegates from India.

Country focused sessions on Gambia, Democratic Republic of Congo and Zimbabwe were also organized.

**(vi) Meeting with Indian missions in Africa Division**

The Department of Commerce, in consultation with stakeholders, have set a target for Indian exports for the current financial year 2023-24.

With a view to achieve the target set for each of the countries in SSA region, virtual meetings were held with Ambassadors and commercial representatives of our Missions in Africa to discuss the opportunities and challenges to promote the bilateral trade between India and these countries. The missions were also encouraged to continue with their efforts to engage with the Indian

exporters and Export Promotion Councils (EPCs) in organizing/promoting virtual business events, understanding of business environment, requirements and available opportunities.

**5. TRADE WITH WEST ASIA AND NORTH AFRICA (WANA) COUNTRIES**

**(i) Bilateral Trade with the Countries in WANA Region**

India's bilateral trade with the WANA countries which comprise of UAE, Saudi Arabia, Oman, Qatar, Kuwait, Bahrain, Morocco, Algeria, Libya, Tunisia, Sudan, South Sudan, Egypt, Jordan, Syria, Lebanon, Iraq, Israel, and Yemen during FY 2023-24 was as under:

(values in US\$ billion)

S. No.	Country/Region	2023-24		
		Exports	Imports	Total Trade
1.	Algeria	0.84	0.88	1.72
2.	Bahrain	0.91	0.82	1.73
3.	Egypt	3.52	1.22	4.74
4.	Iraq	3.35	30.00	33.35
5.	Israel	4.52	2.00	6.52
6.	Jordan	1.46	1.41	2.87
7.	Kuwait	2.10	8.37	10.47
8.	Lebanon	0.34	0.11	0.45
9.	Libya	0.56	0.23	0.79
10.	Morocco	1.03	1.40	2.43
11.	Oman	4.42	4.52	8.94
12.	Qatar	1.70	12.38	14.08
13.	Saudi Arabia	11.56	31.80	43.36
14.	Sudan	0.80	0.33	1.13
15.	South Sudan	0.04	0.00	0.04
16.	Syria	0.06	0.01	0.07
17.	Tunisia	0.43	0.23	0.66
18.	UAE	35.62	48.01	83.63
19.	Yemen	0.87	0.19	1.06

Source: DGCI&S

## (ii) Trade Agreements

### (a) India-UAE Comprehensive Economic Partnership Agreement (CEPA)

CEPA was signed on 18th February 2022 and it came into force w.e.f. 1st May 2022. The first session of Joint Committee (JC) meeting under CEPA's institutional mechanism was held on June 11th -12th, 2023 in New Delhi, India. During the JC meeting, both sides reviewed bilateral trade under the CEPA, and agreed to operationalize the established committees/sub-committees/technical council under the CEPA. The two sides also agreed on mutual exchange of preferential trade data for effective monitoring of the CEPA. In this regard, the first meeting of the Sub-Committee on Trade in Goods was held in UAE on 15th-16th January 2024 wherein officials deliberated on key operational and functional issues faced by exporters from both sides. It included issues related to issuance of Certificates of Origin, compliance to the Rules of Origin, Customs Procedure and Trade Facilitation, SPS/TBT and other procedural and systemic changes that may be undertaken to further accelerate bilateral trade.

### (b) India-Oman CEPA

India-Oman CEPA negotiations were formally launched in November 2023. Three physical rounds and multiple inter-session meetings were held between November 2023 and March 2024.

### (c) India-GCC FTA

Discussion on the Terms of Reference of the India-GCC FTA is currently underway between both sides.

## (iii) Significant Trade Related Activities

### (a) UAE

- Bilateral trade between India and UAE during the year 2023-24 was US\$ 83.63 billion.
- Indian exports increased year-on-year by 12.71 percent during FY 2023-24 reaching US\$ 35.62 billion making UAE, India's third largest export destination.
- Under the preferential lines of bilateral CEPA, the exports witnessed a growth of 77.53 percent and reached a level of US\$ 8.37 billion.
- High Level Task Force on Investment- The 11th India-UAE High Level Task Force on Investments (HLTFI) was held in Abu Dhabi under the co-chair of HCIM. Both sides conducted a comprehensive review of

existing collaborations like CEPA, India-UAE Startup Bridge, and India-UAE Fast Track Mechanism and discussed opportunities for partnerships in renewables, health, semi-conductors, startups, payments and food corridors.

- The foundation stone of Bharat Mart - an industry led initiative to create a 'One Stop Shop' for Indian exporters to reach out to African, Central Asian and European markets, on the lines of similar initiatives in the UAE, was laid in February 2024. The project is set to be operational by 2026.
- a part of the Vibrant Gujarat Global Summit 2024, the India-UAE Business Summit was held on 10th January 2024 to strengthen bilateral ties between the two countries.
- The India-UAE Business Summit also facilitated a focused discussion session for further cooperation in areas such as trade finance, investment facilitation, and sectoral collaboration. The Indian and the UAE delegations comprised of representatives from both the Government and the industry.

### (b) Saudi Arabia

- The bilateral trade between India and Saudi Arabia during FY 2023-24 was US\$ 43.36 billion.
- Bilateral meeting between Shri Piyush Goyal, HCIM and H.E. Dr. Majid Bin Abdullah al Kassabi, Minister of Commerce, Saudi Arabia was held on 23rd August 2023 on the sidelines of G-20 Trade and Investment Ministerial Meeting. During the meeting, both sides discussed matters relating to anti-dumping, prospects of an FTA, WTO MC13 among others.
- Future Investment Initiative (FII) was held in Riyadh, Saudi Arabia from 24th-25th October 2023 which was attended by HCIM.
- Bilateral meetings with the Minister of Commerce, Minister of Industry & Investment and other relevant Organisations were held.
- Under the umbrella of India-Saudi Arabia Strategic Partnership Council (SPC) which was set-up in October 2019, in the SOM level mechanism, the Department of Commerce participated in the Joint Working Group on Industry and Infrastructure in the meeting held in October 2023.

### (c) Oman

- The bilateral trade between India and Oman has increased from US\$ 5.93 billion in 2019-20 to US\$ 8.94 billion in 2023-24.
- India-Oman- Bilateral meeting between Shri Piyush Goyal, HCIM and H.E. Mr. Qais Al Yousef, Minister of Commerce, Industry and Investment Promotion, Oman was held on the sidelines of G-20 TIMM in August 2023. During the meeting, both sides discussed the matters relating to prospects of an FTA, interoperability of Rupay card and Unified Payment Interface (UPI), investments etc.

### (d) Qatar

- The bilateral trade between India and Qatar has increased from US\$ 10.95 billion in 2019-20 to US\$ 14.08 billion in 2023-24.
- To increase the India-Qatar bilateral economic and commercial relations, both sides are planning to hold first meeting of the Joint Working Group on trade and commerce.

### (e) Bahrain

- The bilateral trade between India and Bahrain has increased from US\$ 0.98 billion in 2019-20 to US\$ 1.73 billion in 2023-24.
- Proposal for creation of Joint Working Group (JWG)/Joint Trade Committee (JTC) is being followed up consistently.

### (f) Kuwait

- India's exports to Kuwait has increased from US\$ 1.29 billion in 2019-20 to US\$ 2.10 billion in 2023-24.
- Formation of Joint Working Group on Trade and Commerce with Kuwait is being followed up.

### (g) Egypt

- The bilateral trade between India and Egypt during the year 2023-24 was US\$ 4.74 billion.
- Efforts were made in collaboration with the Department of Agriculture and Cotton Association of India

and Indian Mission in Egypt to organize a visit of an Egyptian inspection team to Indian cotton growing fields for Pest Risk Analysis. It will facilitate removal of ban imposed by Egypt on import of raw cotton from India on the ground of presence of pests in shipments.

- During the meeting between HCIM and Chairman, Suez Canal Economic Zone, investment opportunities available for the Indian companies and immense benefit of export opportunities to the region and neighbouring markets were discussed.

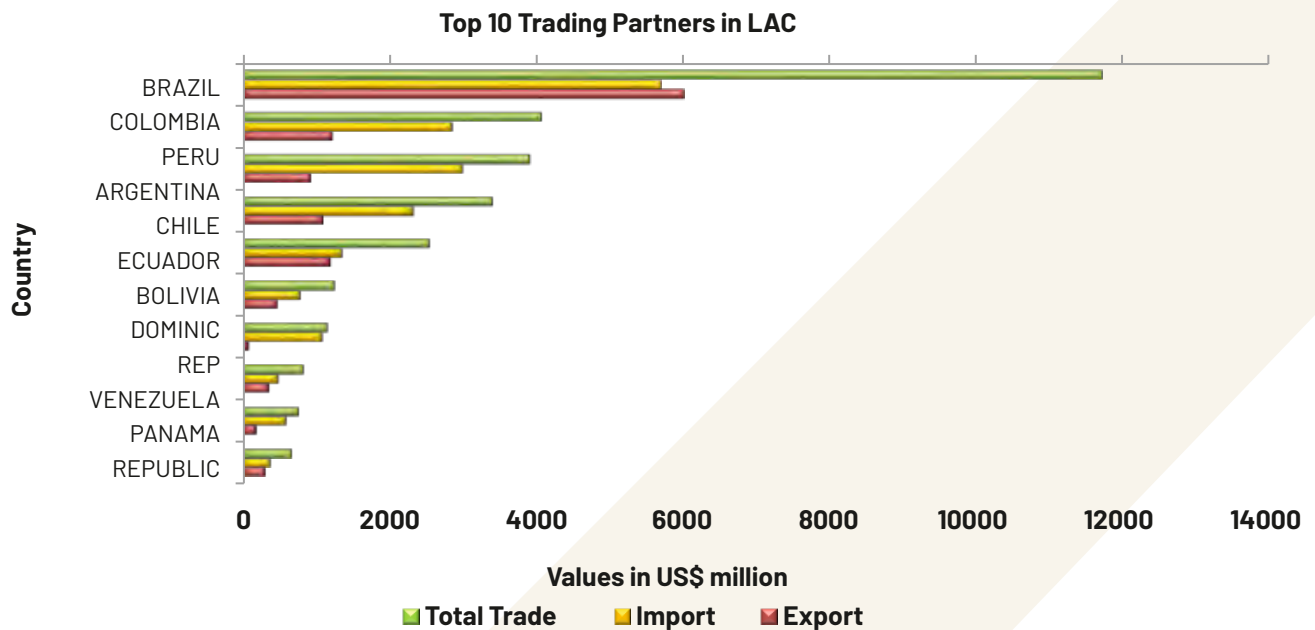
## 6. TRADE WITH LATIN AMERICAN & CARIBBEAN REGION

Latin American & Caribbean (LAC) region has emerged as potential growth market for India with significant complementarities and synergies in trade and business. LAC region comprises of 43 countries. India is among Latin America's top ten global export destinations. Total bilateral merchandise trade with the region increased from US\$ 1.49 billion in 2000-01 to US\$ 33.88 billion in 2023-24. LAC region accounts for 3.04 percent of India's Global trade.

India's exports to LAC region stood at US\$ 14.50 billion and imports at US\$ 19.37 billion during 2023-24. Brazil, Argentina, Colombia, Peru, Chile, Bolivia, Ecuador, Dominican Republic, Panama Republic and Guatemala are the top ten trading partners. Largest importers of Indian merchandise in LAC region are Brazil (41.52%), Colombia (8.40%), Chile (8.16%), Argentina (7.49%), Peru (6.34%), Guatemala (3.85%), Uruguay (3.59%), Ecuador (3.17%), Dominican Republic (2.39%) and Panama Republic (2.04%).

India's import from LAC countries is highly concentrated and the top importing partners of India in LAC region are Brazil (29.44%), Peru (15.42%), Colombia (14.71%), Argentina (11.96%), Chile (6.98%), Bolivia (5.57%), Ecuador (4.02%), Venezuela (2.99%), Dominican Republic (2.45%) and Panama Republic (1.90%), constituting 95.44 percent of India's total imports from LAC.

The graph below highlights the top 10 Trading Partners in LAC region.



Source: DGCI&S, Kolkata



#### Trade Promotion

##### Inbound outreach event, 9th CII India-LAC Conclave successfully held in New Delhi

- India's exports to LAC region are diversified and dominated by finished products like petroleum products, agro chemicals; drug formulations; motor vehicles & cars; two & three wheelers; iron & steel; man-made fabrics, yarn, fabrics & made-ups; cotton yarn; auto components/parts; and industrial machinery for dairy etc. India's imports from LAC region are primarily commodities which are inputs and raw materials to our industries and comprise of gold, petroleum crude, vegetable oils, bulk minerals & ores, wood and its products etc.
- The 9th CII India-LAC Conclave, organized in New Delhi by Confederation of Indian Industry (CII), in association with the Ministry of Commerce & Industry and the Ministry of External Affairs brought together the key factors that are influencing the strategic, economic and business relations between India and the Latin American & Caribbean (LAC) region. The Conclave, held during 3rd-5th August 2023, drew the participation of more than 350 delegates from over 26 LAC countries and 10 non-LAC countries, as well as 600 delegates from India. Over 500 B2B formal meetings were conducted at the venue.
- Shri Piyush Goyal, the Hon'ble Minister for Commerce & Industry, Textiles, Consumer Affairs, Food & Public Distribution while addressing a Special Ministerial Session during the Conclave emphasized upon the four key pillars of cooperation between the two regions: (i) supply chain diversification, (ii) resource partnerships, (iii) sharing of developmental experiences, and (iv) addressing global challenges.



- The Conclave featured sectoral sessions covering healthcare & pharmaceuticals, electrical & auto-motives, IT & electronics, infrastructure & energy, agriculture & food processing, security & defence industry and chemical value chains. The B2B meetings were also held in parallel. The objective of the event was to enhance India's outreach in the LAC region. Shri Sunil Barthwal, the Commerce Secretary also highlighted upon the key pillars during the valedictory session and was positive on the significant scope for expansion of India -LAC bilateral trade.

### Engagement with LAC Region

#### Trade Agreements

**India Peru Trade Agreement:** India and Peru are in the process of negotiating a Trade Agreement. Five rounds of negotiations were held upto August 2019 and the negotiations came to a halt due to disruptions caused by the COVID-19 pandemic. The negotiations resumed with the Special Round held on 10th -11th October 2023 virtually. The negotiations have since then gained a momentum and the 6th round was held from 12th -14th February 2024 in Lima.



The seventh round of negotiations for the India-Peru Trade Agreement took place in New Delhi from 8th April 8 to 11th April 2024

**Expansion of India-Chile PTA:** India had signed Preferential Trade Agreement (PTA) with Chile on 8th March 2006 which was first expanded from 16th May 2017. Under the expanded PTA, India increased concessions from 178 TLs to 1031 TLs and Chile from 296 TLs to 1798 TLs. Chile is keen on signing a Comprehensive Economic Partnership Agreement (CEPA) with India. Both countries are exploring the pathways for better trade opportunities and deepen the bilateral ties. A Joint Study Group has been constituted in terms of Article 4 of the Framework Agreement to promote Economic Cooperation between India and Chile and the recommendations of the JSG shall pave a way for future collaboration.

#### Institutional Mechanisms

In order to promote India's trade with the countries in

### 7. TRADE WITH COMMONWEALTH OF INDEPENDENT STATES (CIS)

The Commonwealth of Independent States (CIS) comprises of the Russian Federation, Republic of Armenia, Republic of Azerbaijan, Republic of Belarus, Georgia, Moldova, Republic of Ukraine, Republic of

the LAC region, India is engaged with the partner countries through various mechanisms i.e. Joint Economic Trade Committees with countries like Costa Rica and Ecuador; Trade Monitoring Mechanism with Brazil and Joint Trade Committee with Argentina. India and Dominican Republic signed a Protocol for establishment of Joint Economic and Trade Committee on 12th March 2024.

#### India-Brazil Trade Monitoring Mechanism (TMM):

The 6th Meeting of the India Brazil Trade Monitoring Mechanism was held on 4th October 2023 in Brasilia.

#### India-Ecuador Joint Economic and Trade Committee (JETCO):

The second meeting of JETCO between India and Ecuador was held over video-conference on 21st September 2023.

Kazakhstan, Republic of Kyrgyzstan, Republic of Tajikistan, Republic of Turkmenistan and Republic of Uzbekistan.

Data regarding Bilateral trade with these countries is shown in the Table below:

#### Bilateral Trade between India and CIS Countries

(Values in US\$ million)

Year	Exports	Imports	Total Trade	%Growth of Total Trade	Trade Balance
2016-17	2793.95	9322.76	12116.7	27.95	(-)6528.81
2017-18	3007.37	12875.6	15883	31.08	(-)9868.23
2018-19	3467.04	9442.97	12910	(-)18.72	(-)5975.93
2019-20	4191.84	11916.5	16108.4	24.77	(-)7724.66
2020-21	4059.2	9153.11	13212.31	(-)17.98	(-)5093.91
2021-22	4708.49	14020.8	18729.28	41.76	(-)9311.51
2022-23	4675.3	48032.28	52707.58	181.42	(-)43357
2023-24	5620.02	62698.59	68318.61	29.62	(-)57078.57

Source: DGCI&S

#### India's trade with CIS Countries and World

(Values in US\$ million)

	World 2023-24	CIS Countries for FY 2023-24	% share
India's total Export	4,36,672.13	5620.02	1.28
India's total Import	6,77,470.47	62698.59	9.25

Source: DGCI&S

The CIS region had a share of 1.28 percent in India's total export and 9.25 percent in its total import during 2023-24.

The principal commodities of export to the CIS region include Engineering goods, Pharmaceutical products, Organic and Inorganic Chemicals, Electronic Goods, Ceramic Products and Glassware, Marine Products, Mica, Coal and other Ores, Tobacco, Meat & Dairy Products.

Important items of import to India from CIS region are Mineral fuels and oils, Animal or vegetable fats and oils, Natural or cultured pearls, precious or semi-precious stone, Fertilizers, Plastics, Iron and steel, Inorganic chemicals, Nuclear reactor and boilers and Paper and Paperboard.

#### **(i) Russian Federation**

The Russian Federation, constituting a major portion of the former USSR, continue to be India's most important trading partner in the region accounting for about 96.85 percent of India's total trade with CIS region in 2023-24. Ministry of External Affairs is the Nodal Ministry for Inter-Governmental Commission (IGC) between India and Russian Federation. India and Russian Federation have a Joint Working Group on Trade and Economic Cooperation as well as a Sub-Working Group on Elimination of Barriers in Trade, Economic and Investment Spheres which is led by Department of Commerce.

#### **(ii) Central Asian Republics**

Kazakhstan, Kyrgyzstan, Tajikistan, Turkmenistan, and Uzbekistan constitute the Central Asian Republics. Department of Commerce (DoC) is Nodal Department for Inter-Governmental Commission (IGC) and Joint

Commission Meeting (JCM) with Kyrgyzstan, Uzbekistan and Tajikistan respectively. Ministry of External Affairs is the Nodal Ministry for IGC matters with Turkmenistan and Ministry of Petroleum and Natural Gas looks after IGC with Kazakhstan.

#### **(iii) Other CIS Countries**

Armenia, Azerbaijan, Belarus, Georgia, Moldova and Ukraine form this group. After Russia, Ukraine is India's second largest trading partner in the CIS region accounting for about 0.90 percent of India's total trade with CIS region during 2023-24 (April-March).

Department of Commerce is the Nodal Department for the Inter-Governmental Commission (IGC) with Azerbaijan. Department for Promotion of Industry and Internal Trade (DPIIT) is the Nodal Department for the Inter-Governmental Commission (IGC) with Belarus. Ministry of External Affairs is the Nodal Ministry for the Inter-Governmental Commission (IGC) matters with Armenia, Georgia and Ukraine.

#### **(iv) Initiatives**

India-Azerbaijan Inter-Governmental Commission (IA-IGC) meeting was held in Baku, Azerbaijan between 25th-26th October 2023, chaired by MoS (APP).

Further, having a Free Trade Agreement between India and Eurasian Economic Union is under consideration.

JS (FT-CIS) led a delegation of APEDA, MPEDA, EPCs and exporters to World Food Moscow in September 2023. A common India pavilion branding was designed with help of IBEF and showcased there.



The 6<sup>th</sup> meeting of Azerbaijan-India Intergovernmental Commission (IA-IGC) on Commercial, Economic, Scientific and Technological Cooperation was held on 25th October 2023 in Baku, Azerbaijan. Smt. Anupriya Patel, Minister of State for Commerce and Industry, on behalf of the Government of India and Mr. Mukhtar Babayev, Minister of Ecology and Natural Resources, on behalf of the Government of the Republic of Azerbaijan jointly co-chaired the meeting.

## 8. TRADE WITH NORTH AMERICA FREE TRADE AGREEMENT (NAFTA) COUNTRIES

### (A) USA

The USA continues to be the largest trading partner of India with total merchandise trade of US\$ 118.29 billion in 2023-24. Export to USA stood at US\$ 77.52 billion and import at US\$ 40.78 billion in the current financial Year 2023-24.

FT (NAFTA) division and concerned mission and posts regularly interact with the US Government on trade and commercial matters. These include discussions on the India-US Trade Policy Forum (TPF) with USTR, the India-US CEOs Forum and Commercial Dialogue with the Commerce Department, Indo-Pacific Economic Forum and other multilateral forums.

India -USA Trade Policy Forum set up under "Framework for Cooperation on Trade and Investment" is key pillar of bilateral engagements in resolving the outstanding trade matters from time to time & enhance cooperation. It is held annually, co-chaired by the HCIM and USTR. The 13th Ministerial-level meeting of India - United States Trade Policy Forum (TPF) was held in Washington, DC, on 11th January 2023 during which a new Working Group on "Resilient Trade" was created.

The "Resilient Trade" Working Group shall work on matters related to trade facilitation, mobilization of sustainable finance, scaling up of innovative clean technologies, circular economy approaches, promotion of sustainable lifestyle choices and jointly working with and/in third countries on strengthening global supply chains especially in the critical sectors.

Now there are a total of six working groups under TPF, as given below:

- Intellectual Property Working Group
- Agriculture Working Group
- Non- Agriculture Goods Working Group
- Investment Working Group
- Services Working Group
- Resilient Trade Working Group

Several rounds of meetings were held this year to resolve the all 7 ongoing WTO disputes. India and USA have successfully resolved all 7 WTO disputes bilaterally with 6 disputes resolved during PM visit to USA in June 2023 and

last one resolved in September 2023 during visit of POTUS for G20 Summit. This is unprecedented in the history.

The 14th Ministerial-level meeting of India - United States Trade Policy Forum (TPF) was held in New Delhi, on 12th January 2024. Key highlights of the 14th TPF are as given below:

- Initiating joint initiatives in areas like critical minerals, customs and trade facilitation, supply chain, trade in high tech products
- Establishing a Joint Facilitative Mechanism (JFM) to mitigate non-tariff barriers which would pursue mutual recognition of results from International Laboratories and establish mutual recognition arrangements (MRAs), on a bilateral basis whenever possible.
- Under the Resilient Trade Working Group, both sides deliberated on the issue of India's designation as a TAA Compliant country, this would contribute towards supply chain integration for India and the USA.

Further, the India-USA Commercial Dialogue was re-launched with the objective to advance the United States' and India's shared priorities of generating sustainable economic growth, improving the business and investment climate and is co-chaired by US Commerce Secretary and Commerce and Industry Minister from the two sides. The 5th India-USA Commercial Dialogue and CEO Forum Meeting was held on 10th March 2023 which was co-chaired by Indian Minister of Commerce and Industry, Consumer Affairs and Food, and Public Distribution and Textiles, Shri Piyush Goyal and Hon'ble US Commerce Secretary, Ms. Gina Raimondo and its outcomes are as mentioned below:

**Major Outcome:** Memorandum of Understanding (MoU) on establishing semiconductor supply chain and innovation partnership under the framework of India-US Commercial Dialogue.

**Other key Outcomes:** There have been several other outcomes a few being mentioned below:

- Launch of a new Working Group on Talent, Innovation and Inclusive Growth to promote innovation, employment in emerging technologies, facilitating bilateral SME collaboration, fostering innovation ecosystem to drive post-pandemic economic recovery and growth. It aims to leverage shared

footprint of semiconductor firms, proposed a CEO Forum to recognize the role of companies in upskilling re-skilling under-represented populations.

- "Innovation Handshake" announced under Commercial Dialogue to lift up and connect the two sides' dynamic startup ecosystems, address specific regulatory hurdles to cooperation, and promote further innovation and job growth, particularly in emerging technologies.
- India joined Mineral Security Partnership (MSP) as the newest partner to accelerate development of diverse and sustainable critical energy minerals supply chains globally
- Re-launched the Travel and Tourism Working Group.
- EAM and Secretary Raimondo launched the "strategic trade dialogue" focusing on export controls, explore ways of enhancing high technology commerce, and facilitate technology transfer.

A mid-year review of Commercial Dialogue was also held on 18th October 2023 during the visit of Mr. Arun Venkatraman, Assistant Secretary and DG of the U.S. Foreign Commercial Service.

In November 2023, A MoU on 'Enhancing Innovation Ecosystems through an Innovation Handshake' under the framework of India-U.S. Commercial Dialogue was signed in San Francisco. The MoU signals a joint commitment to strengthen the startup ecosystem in deep tech sectors and promote cooperation in Critical and Emerging Technologies (iCET). Under the "Innovation Handshake" first Startup Round Table was held in November 2023 in San Francisco and second Start-up Round Table was held on 6th March in New Delhi.

A review of the outcomes of Commercial Dialogue was held on 6th March 2024 during the visit of Mr. Arun Venkatraman. During the same visit, a U.S.- India Energy Industry Network (EIN) was held as a broad platform for facilitating the U.S industry involvement in the Clean EDGE Asia initiative. Both Innovation Handshake and EIN are outcomes of the Commercial Dialogue.

#### **(B) Canada**

- Canada is an important partner of India in the NAFTA region with bilateral trade of US\$ 8.37 billion in FY 2023-24.
- The 6th Ministerial Dialogue on Trade and investment was held on 8th May 2023 in Canada where the Ministers discussed enhanced cooperation in sectors

such as clean technologies for infrastructure development, critical minerals, etc. They also agreed on renewing the MoU in investment facilitation and promotion between Invest India and Global Affairs Canada. G2G coordination to promote critical mineral supply chain resiliency. They also agreed to re-launch the Canada-India CEO Forum.

#### **(C) Mexico**

- It is the most important trading partner of India in Latin America with bilateral trade of US\$ 8.43 billion in FY 2023-24. In the FY 2023-24, India's merchandise export to Mexico increased from US\$ 5.20 billion in FY 2022-23 to US\$ 5.32 billion registering a growth rate of 2.46 percent over the period.
- The Bilateral High-Level Group (BHLG) on Trade, Investment and Economic Cooperation focuses on promoting bilateral cooperation, maintaining liaison in the economic, commercial, technical and other related fields and information exchange. The fifth meeting of the India-Mexico Bilateral High-Level Group on Trade, Investment and Cooperation (BHLG) was held on 9th October 2020 through video conference and the next meeting of BHLG is due.

### **9. TRADE WITH OCEANIA REGION**

The FT (Oceania) Division deals with Trade and investment issues related to Oceania Region, covering areas of trade policy and promotion, market access issues, collaborative and co-operative activities including deepening the economic engagement and relations with the countries in the Oceania region.

Oceania region comprises of 14 countries namely Australia, Micronesia, Fiji, Kiribati, Marshall Islands, Nauru, New Zealand, Palau, Papua New Guinea, Samoa, Solomon Islands, Tonga, Tuvalu and Vanuatu.

#### **Major trade activities in the Oceania region:**

##### **(A) Australia**

##### **(i) India-Australia Economic Cooperation and Trade Agreement (Ind-Aus ECTA)**

- Australia is the India's 14th largest export market and India has become Australia's 5th largest export destination.
- Pursuant to entry into force of India-Australia Economic Co-operation and trade agreement (Ind-Aus ECTA) on 29th December 2022, there has been growth in India's merchandise exports to Australia.

- Bilateral Merchandise Trade has reached to the level of US\$ 24.1 billion in year 2023-24. Ind-Aus ECTA has facilitated building confidence between the businesses through level playing field with its competitors. It is a balanced and equitable trade agreement, which will further cement the already deep, close and strategic relations between the two countries. It is expected to increase the business to business and people to people contacts for gains to both the sides.
- Export flow from India in some of the sectors which have demonstrated growth in recent times include Electronics Goods, Engineering Goods, Automobiles, Drugs and Pharmaceuticals, Plastics and Linoleum and Rice and Cereal Preparations. Additionally, Potential areas for further growth could be in sectors like Gems and Jewellery, Drugs and Pharmaceuticals and number of Engineering Goods including automobiles (particularly EVs), Textiles and Apparel, Tea etc.
- This is the first FTA, wherein both the countries have started exchanging preferential import trade data on quarterly basis. Steps are being taken to institutionalise this mechanism for better monitoring of trade from both sides and moderating the policy space accordingly.
- The 18th Joint Ministerial Commission Meeting was held in March 2023 in New Delhi, taking forward the bilateral issues through co-operation and collaborative efforts.
- India and Australia have resolved several market access issues including export of Pomegranate Arils, Pomegranate fruits and Grapes. India is currently in the process of finalizing market access for Okra and Pineapples.
- ECTA provides for entering into MRAs between the professional bodies of both countries. Early finalization of MRA would improve mobility of professionals.
- Both the sides are actively discussing the Mutual Recognition Agreement for Organic Products and the feasibility of co-operation on recognition of Indian Liquor for Australian Market.

#### **(ii) India-Australia CECA Negotiations**

- The India-Australia Comprehensive Economic Cooperation Agreement (CECA), being negotiated, builds on the foundation laid by the India-Australia

Economic Cooperation and Trade Agreement (ECTA). The CECA envisages a deeper and comprehensive agreement and it initiated negotiations on the 5 ECTA agreed themes, namely Goods, Services, Rules of Origin (ROO), Digital Trade and Government Procurement. In addition to the 5 CECA agreed themes, negotiations is being held on 14 exploratory areas such as Critical Minerals, Competition Policy, MSME, Gender, Labour, Environment, Innovation, Traditional knowledge, Agriculture and Animal Husbandry Technology, and Sports.

- Total Nine (9) formal rounds and several inter-sessional discussions have been held so far. Substantial progress has been made in these negotiations.

#### **(B) New Zealand**

##### **(i) India-NZ Joint Trade Committee (JTC)**

- Bilateral trade between India and New Zealand is miniscule in comparison to the existing potential & trade complementarities between the two democracies.
- India-New Zealand Industry Round Table Meeting was held in 2023. Since then, progress has been made in enhancing bilateral trade and cooperation. The focus on non-tariff barriers and the need for structural mechanisms has led to the streamlining of trade processes, including resolving certain phytosanitary requirements such as those for mango and Pomegranate Arils from India to New Zealand and import of wooden logs from New Zealand.
- Both the countries are working on mechanisms to deepen these relations through creation of institutional arrangements for co-operative and collaborative efforts between the two economies in areas of mutual interest. Given the limited trade between the two economies, there lies a huge potential to increase the bilateral trade.
- The last meeting of Joint Trade Committee (JTC), an institutional mechanism armed in the 1986 Trade Agreement, was held in June 2022 in New Delhi and the next meeting is scheduled in April 2024 in New Zealand.
- India and New Zealand are holding meetings at all levels to increase bilateral trade and co-operation and deepen the economic integration as well as people to people and B2B contacts.

## 10. TRADE WITH EUROPE

FT-Europe Division deals with trade relations with the following countries of Europe:

S. No.	Region and number of Countries	Name of Countries
1.	European Union (EU) (27 countries)	Austria, Belgium, Bulgaria, Croatia, Cyprus, Czech Republic, Denmark, Estonia, Finland, France, Germany, Greece, Hungary, Ireland, Italy, Latvia, Lithuania, Luxembourg, Malta, Netherlands, Poland, Portugal, Romania, Slovakia, Slovenia, Spain and Sweden
2.	European Free Trade Association (EFTA)(4 countries)	Iceland, Liechtenstein, Norway and Switzerland
3.	Other European countries (7)	Albania, Bosnia-Herzegovina, North Macedonia, Serbia, Montenegro, Türkiye and United Kingdom

During the period January 2023 to March 2024, total bilateral merchandise trade with Europe stood at US\$ 242 billion, registering a growth of 3.06 percent over the corresponding previous period (January 2022 to March 2023). Exports to Europe increased by 1.5 percent to US\$ 126 billion in January 2023 to March 2024 from US\$ 124

billion during the previous corresponding period (January 2022 to March 2023). Imports from Europe increased by 4.8 percent to US\$ 116 billion during January 2023 to March 2024 from US\$ 111 billion in the previous corresponding period.

Merchandise Trade with Europe (38 Countries)	(Value in US\$ billion)	
	2022-23	2023-24
<b>Export</b>	98.28	98.81
<b>Import</b>	90.99	93.66
<b>Total trade</b>	189.27	192.47

### (A) European Union (EU)

The European Union (EU) as a bloc of 27 countries is an important trading partner of India. During the period January 2023 to March 2024, total bilateral merchandise trade with the EU stood at US\$ 172.65 billion, registering an increase of 2.26 percent over the corresponding period of January 2022 to March 2023. Exports to EU increased by

2.39 percent to US\$ 96.86 billion in January 2023 to March 2024 from US\$ 94.61 billion during the previous corresponding period. Imports from EU increased by 2.09 percent to US\$ 75.78 billion in January 2023 to March 2024 from US\$ 74.23 billion in the previous corresponding period.

Merchandise Trade with EU (27 Countries)	(Values in US\$ billion)	
	2022-23	2023-24
<b>Export</b>	74.85	75.94
<b>Import</b>	61.05	59.38
<b>Total trade</b>	<b>135.90</b>	<b>135.32</b>

EU maintains rigorous Sanitary and Phytosanitary (SPS) measures, technical standards and regulations to protect environment and human life. The stringent residue limits prescribed by EU for pesticides in foods and other agri products, etc., sometime create barriers to India's exports. Such market access issues faced by Indian industry are regularly taken up by the Department with EU bilaterally under the established mechanisms.

#### India-EU Free Trade Agreement

- India has re-launched negotiations for Free Trade Agreement (FTA) with European Union in June 2022, after a gap of 9 years. Earlier, India and EU had been negotiating a broad-based bilateral trade and investment agreement (BTIA) from 2007 to 2013 wherein 16 rounds of negotiations were held till 2013. In the re-launched negotiations, besides FTA, in which Department of Commerce is taking lead, a stand-alone Investment Protection Agreement on Investment is being negotiated by the Department of Economic Affairs. Similarly, a separate Agreement on

Geographical Indicators(GI) is being negotiated by the Department for Promotion of Industry and Internal Trade.

- After the formal launch of negotiations in June 2022, seven rounds of the negotiations on FTA have been held till February 2024. The negotiations are progressing at a steady pace and the 8th Round is scheduled in June 2024.

#### (B) United Kingdom (UK)

The United Kingdom (UK) is one of the most important trading partners of India in Europe. The bilateral merchandise trade with UK during the period January 2023 to March 2024 stood at US\$ 25.96 billion, registering an increase of 2.5 percent over the corresponding period of previous year. Exports to UK increased by 12 percent to US\$ 15.89 billion in January 2023 to March 2024 from US\$ 14.19 billion during the previous corresponding period. Imports from UK decreased by 9.7 percent to US\$ 10.07 billion in January 2023 to March 2024 from US\$ 11.15 billion in the previous corresponding period.

(Value in US\$ billion)

Merchandise Trade with UK	2022-23	2023-24
<b>Export</b>	11.46	12.98
<b>Import</b>	8.96	8.42
<b>Total trade</b>	<b>20.42</b>	<b>21.40</b>

#### India-UK Free Trade Agreement

The India-UK Free Trade Agreement (FTA) negotiations were launched on 13th January 2022 by the Hon'ble Commerce & Industry Minister and the UK's Secretary of State for International Trade during her visit to India. 13 Rounds of negotiations have been completed. The 14th round of negotiations is continuing since 10th January 2024.

#### (C) European Free Trade Association (EFTA)

EFTA Trade bloc consists of Switzerland, Norway, Iceland

and Liechtenstein. During the period January 2023 to March 2024, the total bilateral merchandise trade with EFTA stood at US\$ 28.02 billion, registering a growth of 20.9 percent over the previous corresponding period, which was US\$ 23.19 billion. Exports to EFTA increased by 4.9 percent to US\$ 2.48 billion in January 2023 to March 2024 from US\$ 2.36 billion during the previous corresponding period (January 2022 to March 2023). Imports from EFTA increased by 22.7 percent to US\$ 25.55 billion in January 2023 to March 2024 from US\$ 20.83 billion in the previous corresponding period.

(Value in US\$ billion)

Merchandise Trade with EFTA (4 Countries)	2022-23	2023-24
Export	1.93	1.94
Import	16.74	22.05
<b>Total trade</b>	<b>18.67</b>	<b>23.99</b>

### India-EFTA TEPA

The Trade and Economic Partnership Agreement (TEPA) was signed between India and EFTA States (Switzerland, Iceland, Liechtenstein, Norway) on 10<sup>th</sup> March 2024 at Bharat Mandapam, New Delhi. The agreement comprises of 14 chapters with the main focus on market access related to goods, rules of origin, trade facilitation, trade

remedies, sanitary and phytosanitary measures, technical barriers to trade, investment promotion, market access on services, intellectual property rights, trade and sustainable development and other legal and horizontal provisions.



Signing ceremony of India-EFTA TEPA

The key highlights of the agreement are:

- EFTA has committed to promote investments with the aim to increase the stock of foreign direct investments by US\$ 100 billion in India in the next 15 years, and to facilitate the generation of 1 million direct employment in India, through such investments.
- EFTA is offering 92.2 percent of its tariff lines which covers 99.6 percent of India's exports. The EFTA's market access offer covers 100 percent of non-agri

products and tariff concession on Processed Agricultural Products (PAP).

- India is offering 82.7 percent of its tariff lines which covers 95.3 percent of EFTA exports of which more than 80 percent import is Gold. The effective duty on Gold remains untouched. Sensitivity related to PLI in sectors such as pharma, medical devices & processed food, etc., has been taken into account while extending offers. Sectors such as dairy, soya, coal and sensitive agricultural products are kept in

exclusion list.

- TEPA is aimed to stimulate India's services exports in sectors of key strength/interest such as IT services, business services, cultural, sporting and recreational services, other education services, audio-visual services, etc.
- TEPA has provisions for Mutual Recognition Agreements in Professional Services like nursing, chartered accountants, architects, etc.
- TEPA is expected to give impetus to "Make in India" and Atmanirbhar Bharat by encouraging domestic manufacturing in sectors such as Infrastructure and Connectivity, Manufacturing, Machinery, Pharmaceuticals, Chemicals, Food Processing, Transport and Logistics, Banking and Financial Services and Insurance.
- TEPA would accelerate the creation of a large number of direct jobs for India's young aspirational workforce in the next 15 years in India, including better facilities

for vocational and technical training. TEPA also facilitates technology collaboration and access to world-leading technologies in precision engineering, health sciences, renewable energy, Innovation and R&D.

#### (D) Other European Countries

During the period January 2023 to March 2024, total bilateral merchandise trade with other six European Countries i.e. Albania, Bosnia-Herzegovina, North Macedonia, Serbia, Montenegro and Türkiye stood at US\$ 15.48 billion, registering a decline of 11.9 percent over the previous corresponding period (January 2023 to March 2024). Exports to these European Countries decreased by 17.1 percent to US\$ 10.68 billion in January 2023 to March 2024 from US\$ 12.88 billion during the previous corresponding period (January 2022 to March 2023). Imports increased by 2.4 percent to US\$ 4.80 billion in January 2023 to March 2024 from US\$ 4.68 billion in the previous corresponding period.

(Value in US\$ billion)

Merchandise Trade with Other (6 European Countries)	2022-23	2023-24
Export	10.11	8.02
Import	4.24	3.82
<b>Total trade</b>	<b>14.35</b>	<b>11.83</b>

#### (E) Bilateral Institutional Mechanism

##### (i) India-EU Trade and Technology Council

- India-EU Trade and Technology Council (TTC) is strategic coordination and engagement on trade and technology between India and the European Union. The TTC was launched by the Hon'ble Prime Minister Shri Narendra Modi and President of the European Commission, Ms. Ursula von der Leyen during the latter's visit to India in April 2022. For EU, the TTC with India is the second such bilateral forum (the first being with the US); and for India, the first such forum established with any partner.
- The first ministerial meeting of the India-EU TTC was held on 16th May 2023 in Brussels. The meeting was

co-chaired from the Indian side by the Hon'ble External Affairs Minister (HEAM), Hon'ble Minister of Commerce & Industry and Hon'ble Minister of State (HMoS) for Electronics and Information Technology (MeitY). From the EU side it was co-chaired by their Executive Vice Presidents.

- Within the framework of the TTC, three working groups have been set up. One of the three Working Groups under the TTC is for Trade, Investment & Resilient Value Chains, which is headed by the Commerce Secretary. Department of commerce steered discussions on Trade, Investment and Resilient Value Chains under its four sub-groups namely (i) FDI Screening (ii) WTO dimensions (iii)

Resilient Value Chains and (iv) Market access issues.

- A virtual ministerial meeting of the India-EU TTC was held on 24th November 2023. The progress of the agreed action points of the 4 Sub-Groups of the Working Group on Trade, Investment & Resilient Value Chains was inter-alia reviewed in this stocktaking meeting by the Ministers.

### (ii) Joint Commissions / Committees

Joint Committees/Joint Commissions have been set up with several European countries, viz., Austria, Belgium-Luxembourg, Bosnia & Herzegovina, Bulgaria, Croatia, Cyprus, Czech Republic, Finland, France, Greece, Italy, Netherlands, Norway, Portugal, Romania, Serbia, Slovakia, Slovenia, Spain, Switzerland, Turkey and UK. In the year 2023-24, meetings of following Joint Committees/Joint Commissions have been held:

S. No.	Subject	Date
1.	12 <sup>th</sup> Session of India-Spain Joint Commission for Economic Cooperation	13 <sup>th</sup> April 2023
2.	16 <sup>th</sup> Session of the India-Austria Joint Economic Commission	12 <sup>th</sup> -13 <sup>th</sup> June 2023
3.	11 <sup>th</sup> Session of the India-Slovakia Joint Economic Committee	14 <sup>th</sup> -15 <sup>th</sup> June 2023
4.	3 <sup>rd</sup> Meeting of India-EU High Level Dialogue on Trade & Investment	26 <sup>th</sup> August 2023
5.	19 <sup>th</sup> Session of India-Switzerland Joint Economic Commission	24 <sup>th</sup> November 2023
6.	12 <sup>th</sup> Session of India-Czech Republic Joint Commission for Economic Cooperation	5 <sup>th</sup> December 2023

### (F) Other Bilateral Engagements (at Ministerial level)

During the period January 2023 to March 2024, the Hon'ble Commerce and Industry Minister (HCIM) had a number of bilateral engagements including high level delegations from the European Union member States, the UK and EFTA. The ongoing negotiations for a Free Trade Agreement with (i) European Union, (ii) the United Kingdom; negotiations for a Trade and Economic Partnership Agreement with EFTA (European Free Trade Association) were reviewed from time to time during such engagements apart from discussions on bilateral trade and economic matters with the respective countries. Some of such important engagements were as follows:

#### (i) EU Block

- Met Ms. Valerie Pecesse, President, Île-de-France region & former Cabinet Minister, French Government in New Delhi on 5th January 2023.
- Met the Minister for Foreign Trade, Economic Attractiveness and French Nationals Abroad, Government of France, Mr. Olivier Becht in Paris on 11th April 2023.
- Met the Deputy Prime Minister and Minister of Foreign Affairs and International Cooperation in Foreign Office, Government of Italy, Mr. Antonio Tajani and

Minister for Enterprises and Made in Italy, Mr. Adolfo Urso on 12th and 13th April 2023 in Rome.

- Met the European Commission's Executive Vice President Mr. Valdis Dombrovskis on 15th May 2023 in Brussels on the sidelines of 1st meeting of India-EU TTC.
- Met Portugal Ambassador Mr. Joao Manuel Mendes Ribeiro de Almeida on 14th August 2023.
- HCIM co-chaired the 3rd Meeting of India-EU High Level Dialogue on Trade & Investment with European Commission's Executive Vice President, Mr. Valdis Dombrovskis, in New Delhi on 26th August 2023.

#### (ii) The UK

- Held meeting with Ms. Amanda Brooks, Director General for Trade Negotiations and Mr. Douglas McNeill, UK Prime Minister's Chief Economic Advisor on 5th June 2023, 10th-12th July 2023, 27th-28th September 2023 and 24th January 2024.
- Held meeting with Rt Hon Kemi Badenoch MP, Secretary of State for Business and Trade on 6th June 2023, 26th August 2023, 22nd September 2023, 29th September 2023, 13th October 2023 and 11th January 2024 to take stock of the progress in India-UK FTA

negotiations.

### (iii) EFTA Block

- Held meeting with the delegation of Parliamentarians of EFTA countries headed by Ms. Trine Lise Sundnes, Member of Norwegian Parliament on 19th April 2023 in New Delhi.
- Held meeting on 26th April 2023 with Mr. Jan Christian Vestre, Minister of Trade and Industry of Norway; Ms. Helene Budliger Artieda, Swiss State Secretary, Director of the State Secretariat for Economic Affairs (SECO); Mr. Martin Eyjólfsson, Permanent Secretary of State of Iceland at the Ministry for Foreign Affairs; Mr. Kurt Jäger, Ambassador and Permanent Representative of Liechtenstein to EFTA, WTO and the UN in Geneva; and Mr. Henri Gétaz, Secretary-General of the European Free Trade Association.
- A high-level Swiss delegation led by Ms. Helene Budliger Artieda, visited India and held meeting with HCIM on 20th September 2023.
- Virtual meeting with Mr. Guy Parmelin, Swiss Federal Councillor on 27th October 2023.
- Meetings with Mr. Jan Christian Vestre, Minister of Trade and Industry, Norway and Ms. Helene Budliger Artieda, State Secretary for Economic Affairs, Switzerland were held on 12th and 13th December 2023 at New Delhi to review the progress of India-EFTA TEPA and to explore investment opportunities in

EFTA countries.

## 11. INTERNATIONAL TRADE ORGANIZATIONS

### (A) WTO and related issues

#### Background

- India is one of the founding members of World Trade Organization (WTO) and believes that there is no alternative to the rules based, inclusive, open and transparent multilateral trading system with development objectives at its core that works on the principle of consensus-based decision making. The core values and basic principles of the multilateral trading system must be preserved and strengthened, particularly with a view to building trust among Members.
- The topmost decision-making body of the WTO is the Ministerial Conference (MC), which usually meets every two years. It brings together all members of the WTO, all of whom are either countries or Customs Unions. The 13th Ministerial Conference (MC13) of the WTO was held in Abu Dhabi from 26th February to 2nd March 2024 under the chairmanship of H.E. Dr. Thani bin Ahmed Al Zeyoudi, Minister of State for Foreign Trade of the UAE. India actively participated in the Conference and was able to strongly put forth views on all important issues without compromising the national interests and emerged as the voice of Global South.





**13<sup>th</sup> WTO Ministerial Conference, Abu Dhabi-UAE, 2024**

### (i) Agriculture

- The world has been witness to very challenging times in recent years regarding food security of the large population in developing countries, including LDCs, with high food inflation prevailing in many parts of the world. The SDG-2 on the elimination of hunger by 2030 cannot be achieved without ensuring the availability, accessibility and affordability of foodgrains to the masses on a sustained basis. Achieving a permanent solution for the Public Stockholding (PSH) for food security purposes, remains a major ask of India at the WTO.
- To build consensus among the Members in MC13, a virtual Mini Ministerial meeting was held on the initiative taken by India, on 28th November 2023. Keeping the importance of Agricultural issues in mind, the UAE, MC13 chair along with the DG WTO conducted the Mini Ministerial, which aimed at seeking political guidance from the Ministers to shape the agricultural negotiations at Geneva for an outcome during the MC13. The invitees included Ministers of 27 countries/Groups along with the CoA-SS (Committee on Agriculture - Special Session) Chair and the General Council Chair. Hon'ble CIM set the context by making a presentation on Public Stockholding Programme for Food Security Purposes in general and the Indian experience, pitching strongly for a permanent solution on this long-pending mandated issue, at the MC13.
- Subsequently, a Senior Officials Meeting was also organized in Geneva by the DG, WTO in February 2024, prior to MC13, to strive towards building a consensus on the various Agenda items including Agriculture Negotiations. The Indian delegation led by Commerce Secretary participated in the Meeting.
- A delegation led by HCIM and Commerce Secretary participated in the MC13. In Agriculture negotiations there was no outcome as some developed countries, especially the Cairns Group (a group of agriculture products exporting countries) wanted a comprehensive package on agriculture, which proposed treating all issues at par, including PSH. However, India stood firm on its view that MC13 must deliver on the long pending ask of developing countries for a permanent solution on Public Stockholding (PSH) for food security purposes, which is already a mandated issue, from earlier Ministerial Conferences. We had support of a coalition of around 80 countries from the G-33, ACP and African Groups on this issue. It was noteworthy that EU also supported this issue for the first time in a formal set up. Further, India opposed the move to adopt a proportional reduction of Domestic Support to Agriculture and emphasized on restoring a level playing field by elimination of trade distorting support provided by some developed countries in the form of Aggregate Measurement of Support (AMS) entitlements, as a first step in the agriculture negotiations. This was not acceptable to developed countries, which led to a deadlock in agriculture negotiations. However, this does not lead to any adverse impact on Indian farmers as we have the

safety of the Bali 'Peace Clause' which ensures that India can procure farmers' produce for food security purposes without any compromise and continue to provide subsidies to low-income resource poor farmers.

- MC13 was the first Ministerial Conference in which the issue of permanent solution on PSH was included in the Chair's text and from here onwards India is planning its way forward to have a successful outcome on this mandated issue in future Ministerial Conferences. India also successfully defended its policy space to implement export restrictions in order to maintain its domestic food security, under WTO rules.
- A substantial number of bilateral meetings were held during MC13, in order to build convergence on various issues, with the Ministers and/ or delegates of the ACP Group, Oman, Senegal, Nigeria, Djibouti, Australia, Belgium, Ireland, Russia, USA, UAE, New Zealand, etc. A bilateral meeting was also held between Hon'ble Commerce and Industry Minister and Commerce Secretary with the Minister Facilitator on Agriculture Negotiations for MC13, H.E. Ms. Rebecca Miano of Kenya.
- On the sidelines of MC13, other events were also held, viz., High Level Side Event on Cotton, titled 'Partenariat pour le Cotton' organized on 24th February, 2024 by the Cotton-4 (C4) nations (Benin, Burkina Faso, Chad, Mali) and Cote d'Ivoire. The G-33 Group also convened a meeting of Ministers on 25th February 2024, to galvanize the support of Developing and Least Developed Countries (LDCs), while jointly pursuing the issue of seeking a permanent solution on Public Stockholding (PSH) for food security purposes, along with the ACP and African Group, at the WTO.

### (ii) Agreement on Fisheries Subsidies

- The WTO Agreement on Fisheries Subsidies, adopted at the MC-12 on 17th June 2022, marked a major step forward for ocean sustainability by prohibiting harmful fisheries subsidies under Illegal Unreported and Unregulated (IUU) fishing and Overfished stocks, which are key factors in the widespread depletion of the world's fish stocks. Post MC-12 and as a run up to MC-13, eight intense weeks of negotiations and one fish month have been conducted at WTO, Geneva for reaching comprehensive disciplines including disciplines on Overcapacity and Overfishing (OCOF).
- India, during negotiations post MC-12, actively

engaged and raised concerns regarding the protection of the interests of developing country members including LDCs. India submitted its proposal to WTO in September 2023 wherein under Special and Differential Treatment (S&DT) India proposed for permanent carve out of Exclusive Economic Zone (EEZ) for developing country members, 25 years transition period for distant water fishing and permanent carve out of disciplines under the Agreement for the low income or resource poor or livelihood category of fishers without any geographical limitation for fishing and fishing related activities.

- India strongly advocated to incorporate the 'Common but Differentiated Responsibility' (CBDR) principle as part of the Fisheries Subsidies Agreement as the marine resources are a common heritage of mankind. India urged the past polluters to take responsibility of their actions by incorporating the CBDR principle in its proposal to the WTO made in September 2023 for disciplining subsidies leading to OCOF.
- India is continuously reiterating that there are tens of millions of vulnerable fishermen community across the globe depending on fishing for their livelihood and for nutritional requirements and therefore, the repercussions of the Agreement must be clearly understood before ratification. Hence the countries should be given sufficient time.
- India during MC-13 stated that any outcome must ensure that the rights of small-scale fishers are protected. As a result of the divergent views of member nations, no text was adopted during MC-13 and negotiations w.r.t. the OCOF pillar will continue to take place.

### (iii) India-US Trade Disputes Resolution at WTO

- In a momentous stride towards international trade diplomacy, India has achieved significant milestones in dispute resolution at the World Trade Organization (WTO) in the year 2023-24. A testament to India's commitment to fostering constructive dialogue and finding amicable solutions, the nation has successfully resolved seven disputes with the US within the framework of the WTO. The resolved disputes cover a diverse range of issues, including countervailing measures, renewable energy, export-related measures, importation of certain agricultural products and duties on specific products.
- These resolutions not only underscore India's

adherence to WTO principles but also highlight the country's proactive approach to addressing trade-related concerns in a cooperative manner. It also signifies India's dedication to upholding the principles of fair trade and navigating complexities through structured dialogue, further solidifying India's standing as a proactive and responsible participant in the international trade arena.

#### **(iv) Dispute Settlement Reforms**

- The WTO Appellate Body continues to remain dysfunctional as a result of non-appointment of members. As reiterated in MC-12 outcome document, India is committed to being engaged in discussions with the view to having a fully and well-functioning dispute settlement system accessible to all Members by 2024. In this regard, India's top priority is the restoration of the two-tier dispute settlement system with a standing Appellate Body.
- To this end, India has participated in the ongoing informal discussions since April 2022 despite India's concerns regarding the highly expedited, non-transparent and non inclusive nature of the process. In the process, India has re-tabled some of its historic asks in relation to cross-retaliation and sequencing of compliance and retaliation procedures, and has proposed mandatory provisions ensuring geographical and gender diversity in dispute settlement panels.
- During the WTO Senior Officials' Meeting in October 2023, India called for an urgent transition of the informal discussions into a formalized process, while recognizing the work achieved through the informal discussions.
- On 24th November 2023, India presented a paper to the Dispute Settlement Body - 'Reflection of the Reform of the WTO Dispute Settlement System', co-sponsored by Egypt and South Africa (JOB/DSB/7). While highlighting that the restoration of the Appellate Body is at the core of any reform discussions, India reiterated its call for the immediate formalization of the ongoing informal discussions under the aegis of the Dispute Settlement Body to inter alia support the effective participation of resource constrained Members in the reform process.
- On 12th February 2024, India jointly submitted a communication (JOB/DSB/8) to the DSB titled 'Dispute Settlement Reforms: Reflections on Substantive Issues', along with Bangladesh, Egypt,

Indonesia and South Africa, which highlighted serious concerns related to the changes being proposed in the informal discussions on dispute settlement reform.

- India actively participated in the dispute settlement reform meetings and negotiations at the 13th WTO Ministerial Conference held during 26th February to 2nd March 2024 at Abu Dhabi, UAE. India reiterated its commitment to work towards the reform of the dispute settlement system with a view to having a fully and well-functioning two-tier dispute settlement system accessible to all Members with the Appellate Body at its core. Further, India emphasized that the basic structure of the dispute settlement system must remain fundamentally unaltered and any change in system should be well-considered, incremental and consensus-based. Besides, we highlighted the need for the method of discussions to allow equal participation of all Members and the transition of such discussions to WTO formal bodies, preferably under the guidance of the DSB Chair.

#### **(v) STCs raised by India at the WTO**

India actively participates in the World Trade Organisation (WTO) Sanitary and Phytosanitary (SPS) and Technical Barriers to Trade (TBT) Committee meetings held quarterly, where member countries discuss issues related to implementing the SPS and TBT Agreement and Specific Trade Concerns (STCs). During these meetings, member countries discuss resolving the identified STCs among themselves. To safeguard and advance India's interests, in the current financial year, India has raised 52 and responded to 86 Specific Trade Concerns in the SPS and TBT Committee meetings.

#### **(vi) TRIPS Waiver**

- The WTO's Ministerial Conference in June 2022 adopted the TRIPS Waiver proposal for the COVID-19 vaccine (WT/MIN(22)/30), jointly proposed by India and South Africa, suggested that the decision be possibly extended to COVID-19 diagnostics and therapeutics and the applicability of this decision for five years.
- India led a global deal on vaccines to improve the accessibility, availability, and affordability of better vaccines for poor and developing countries. The proposal submitted by India and South Africa sought a temporary waiver from certain provisions of the TRIPS Agreement relating to patents, copyrights, industrial designs, and trade secrets to the extent that

they posed a barrier to accessing COVID-19 products and technologies. India's stand was eventually supported by more than 120 members of the WTO and received wide-ranging support from international organizations, academicians and world leaders. Further, India pushed for decision on an extension of the TRIPS Decision during the MC-13, and one of our critical demands was that the TRIPS Decision be extended to COVID-19 diagnostics and therapeutics for future pandemic preparedness which may help poor and developing countries to get better vaccine access, availability and affordability.

#### **(vii) SPS Declaration**

- At MC-12, the Members adopted the SPS Declaration on responding to challenges of expanding global populations, spread of pests, diseases, disease-carrying organisms, climate and environmental challenges and increased pace of innovations in tools and technologies that may significantly impact international trade in food, animals, and plants. Under the Declaration, India and other WTO Members launched a Work Programme to "explore how the implementation and application of the SPS Agreement can support" certain identified five themes. Following the adoption of this Declaration, five thematic groups were formed by the SPS Committee for each of the elements identified in paragraph 8 of the Declaration. India has actively engaged in the meetings of the thematic groups. It has consistently held that discipline, in addition to the SPS agreement, should not be brought under the garb of the SPS declaration.
- India has ensured that its concerns on de-linkage of SPS agreement with food security and Sustainable Food system (SFS) and emerging challenges, scientific justification for SPS measures regarding minimum Residual Limits (MRLs), recognition of pest- or disease-free areas and areas of low pest or disease prevalence are included in the draft report of the Work Programme to MC-13.

#### **(viii) The National Workshop on Technical Barriers to Trade (TBT)**

Department of Commerce, in collaboration with the World Trade Organization, along with the Centre for WTO Studies (CWTOS) and Centre for Trade and Investment Law (CTIL), organized a three-day National Workshop on the TBT Agreement from 13th-15th March 2023. The session during the workshop conducted by subject experts from WTO and

India was designed to enhance the capabilities of multitudes of stakeholders from Ministries/Departments, Export Promotion Councils, Indian Standard bodies, Regulatory Bodies and private sector organizations in the implementation of the WTO TBT Agreement.

#### **(ix) The National Workshop on Sanitary and Phytosanitary (SPS) Measures**

Department of Commerce, in collaboration with the World Trade Organization, along with the Centre for WTO Studies (CWTOS) and Centre for Trade and Investment Law (CTIL), organized a three-day National Workshop on the SPS Agreement from 17th-19th October 2023. During the workshops, sessions were held on the SPS Agreement, challenges faced in its implementation, setting of Maximum Residue Limits (MRLs) by Codex and Standards and Trade Development Facility (STDF).

#### **(x) Sixth Review of the SPS Agreement**

The SPS Committee has the mandate to review the operation and implementation of the SPS Agreement at least once every four years, pursuant to the provisions of Article 12.7 of the Agreement and the Doha Ministerial Decision on Implementation Related Issues and Concerns. Members are invited to identify issues for discussion as a part of the review, and to submit papers and propose specific actions on the issues under consideration. India has submitted three proposals for the sixth review of the SPS agreement, as follows:

- **Proposal on "Challenges posed by Stringent MRLs":** Submission on MRLs highlighting the disruption in trade caused due to the stringent MRLs imposed by member countries which are over and above the MRLs set by the Codex. It is stated that developing countries and least-developed countries (LDCs) are severely impacted due to the non-acceptance of the existing international standards and the default MRLs set by Member countries on account of ALOP where Codex MRLs doesn't exist. Emphasis has been laid on adopting risk-based approach for setting MRLs rather than hazard-based approach which is difficult for the members to achieve.
- **Proposal on "Adaptation of SPS Measures to Regional conditions":** This submission highlights that the discussions in the thematic group 3 shows that there has been consensus amongst the WTO members on the importance of regionalization in facilitating trade, the difficulties in establishing a disease-free or pest-free area and the non-recognition of the disease or pest status maintained

by World Organisation for Animal Health (WOAH) and International Plant Protection Convention (IPPC). In this regard, five key issues have been highlighted for discussion during the 6th Review, which are (i) Capacity building and technical assistance with respect to establishing regionalization and harmonizing different concepts of regionalization as provided by WOAH and IPPC; (ii) harmonizing the concepts of regionalization recognized by WOAH and IPPC; (iii) importance of establishing and recognizing areas of low pest or disease prevalence; (iv) non-recognition of the disease or pest status maintained by WOAH and IPPC; and (v) non-recognition of regional conditions as per the SPS Agreement.

- **Proposal on “Transparency”:** This Proposal suggests for additional comment period beyond 60 days in cases where notification/technical document is not in the WTO language.

#### **(xi) Special and Differential Treatment and Graduation of Developing Countries**

- Special and Differential Treatment (S&DT) provisions for developing members, including LDCs at the WTO recognize the differences in the level of development among members of the WTO and allows developing members the space to formulate their domestic trade policy in a way that enables them reduce poverty, generate employment and integrate meaningfully into the global trading system.
- India believes in the continued relevance of special and differential treatment provisions for developing countries including LDCs. The principle of S&DT is supported by the African Group, African Caribbean and Pacific (ACP) Group and LDC Group. It is apparent that this debate on development would add another issue of divergence in the already existing challenges facing the WTO.
- In this regard, submissions were made by the G-90 countries seeking flexibilities in S&DT provisions through Agreement Specific Proposals. This discussion led to a separate decision at MC 13 encouraging WTO members to participate and strengthen the S&DT provisions for developing countries, including LDCs. The African group also submitted proposals for discussion in relevant committee seeking policy space for industrialization through flexibilities in the S&DT provisions.
- In addition to above, a proposal by LDC group seeking

smooth transition to gradually phase out the unilateral trade preference for graduating LDCs was also adopted.

#### **(xii) Implementation of Trade Facilitation Agreement**

- As a part of India's commitment under the TFA (under Article 23.2 of the TFA), a National Committee on Trade Facilitation (NCTF) was set up under the Chairmanship of the Cabinet Secretary. This Committee periodically reviews the implementation of the TFA and facilitates domestic co-ordination towards it. The NCTF as the apex committee is supplemented in its functions by a Steering Committee which is chaired jointly by the Commerce Secretary and Revenue Secretary. These committees are, in turn, supported by Working Groups with experts from relevant institutions entrusted with a specific trade facilitation measure or project.
- Formulation of the National Trade Facilitation Action Plan (NTFAP) 2017-2020 was an early measure by the NCTF. For the period 2020 to 2023, a NTFAP was prepared with a vision to take additional reforms to bolster trade facilitation efforts and transform the cross-border clearance eco-system through efficient, transparent, risk based, coordinated, digital, seamless and technology-driven procedures. The NTFAP for 2024-26 is under process.
- India has been making proactive strides in TFA implementation under the overall guidance of the NCTF. Under the aegis of NCTF, India has now become fully compliant with the WTO Trade Facilitation Agreement. Considerable progress has been made towards Ease of doing business and transparency.
- There has been improvement in Release Time for Imports and Exports. Going forward, India is focusing on Exim cost reduction, increase in the efficiency of regulatory approval processes of Partner Government Agencies (PGAs) and improvements in logistics and infrastructure and achieve cargo release time targets.

#### **(xiii) Environment**

- India has submitted a document titled “Concerns on Emerging Trend of using Environmental Measures as Protectionist Non-Tariff Measures” in the WTO highlighting concerns on Carbon Border Adjustment Mechanism (CBAM), ban on import of products based on determination of deforestation free supply chain, Green Tariff Rate Quotas and measures prescribing

Maximum Residue Limits (MRLs). It emphasized upon harmonized application of international instruments under Multilateral Environment Agreements (MEAs) and the WTO Agreement. Pursuant to India circulating the document, it has drawn intervention from various WTO member countries and also support from many Member countries on the core theme. 28 interventions were made including those on behalf of African Caribbean & Pacific (ACP) Group (62 WTO members, 8 WTO observers, 9 non-members non-observers), Africa Group (44 WTO members, 9 WTO observers) and EU (27 WTO members). Subsequently, South Africa joined the document in toto which was re-circulated under the joint name of India and South Africa on 31st May 2023.

- With a view to informing the discussions in the WTO about India's rich heritage towards tackling environmental challenges including climate change arising from the reckless use and throw culture of the global North, a paper was circulated in WTO by India on 2nd February 2023 on the subject of LiFE (RD/CTE/216).
- India submitted a room document on "Reinvigorating Discussions on the Relationship between Trade and the Transfer of Environmentally Sound Technologies to Developing Countries to Address Climate Change". The issue of technology transfer of ESTs (Environmentally Sound Technologies) is key to climate change mitigation & adaptation measures. Transfer of ESTs to the countries of the global South is fundamental to the preamble to Marrakesh Agreement establishing the WTO: "need to protect and preserve the environment and to enhance the means for doing so in a manner consistent with the respective needs and concerns at different level of economic development (S&DT Principle)." Dissemination of publicly funded R&D for low carbon technologies, energy efficiency, carbon capture, utilisation and storage (CCUS), renewables, hydrogen, nuclear and energy storage, a financial mechanism including idea of trade and environment fund, streamlining of voluntary licensing practices forms a part of the roadmap annexed to India's paper, for deliberation.
- India submitted a document on Trade Related Measures taken by India in Response to the COVID-19 Pandemic and Preparedness for Future Pandemics prepared in consultation with relevant stakeholders and Ministries/Departments has been published in Council for Trade in Goods, Council for Trade in Services, Committee on Agriculture, Committee on Market Access, Committee on Trade Facilitation. The paper has been circulated in response to the Ministerial Declaration (MC-12) which was held in June 2022 wherein the member nations have adopted the "Ministerial Declaration on the WTO Response to the COVID-19 Pandemic and Preparedness for Future Pandemics". This document highlights the steps taken by India in combating once in a generation crisis like COVID-19 pandemic and India's achievements in tackling the acute crisis of COVID-19.
- Indian delegation led by Department of Commerce and representatives from Ministry of Steel, Ministry of Power, Bureau of Energy Efficiency (BEE) and Ministry of EF&CC participated in the Committee of Trade and Environment's (CTE) Environment week held in WTO from 12th to 16th June 2023. International Solar Alliance (ISA) and Coalition for Disaster resilient infrastructure (CDRI) both headquartered in India also participated in the Environment week and showcased their work. India made the following intervention in CTE and Environment Week:
  - India's paper JOB/TE/78 was cosponsored by South Africa and discussion on India's concerns on environmental measures being used as trade barriers.
  - Presentation of International Solar Alliance (ISA) and Coalition for Disaster Resilient Infrastructure (CDRI) (13th June 2023) showcasing their work and experience sharing.
  - India participated as a discussant in the joint event organized by the Permanent Mission of UK to the WTO and International Energy Association (IEA) on the Report on Steel Decarbonisation wherein India stressed the importance of common methodology for measurement of parameters like green steel and how aspects of heterogeneity play an important role in measuring the carbon emissions. We also focused upon issues of anonymity and confidentiality in data of emissions. Along with this, steps taken by India for green transition in the steel sector were also highlighted including formation of 13 task forces in the same direction.
  - India's interventions in the EU's presentation on

CBAM which included raising questions on aspects like exclusion of raw materials from the scope when EU heavily uses scrap for production which has a lot of embedded emissions and averaging of emissions if a production chain has multiple processes and some are environment friendly.

- India made interventions on the various carbon leakage discussions organised by EU, UK and raised questions on methodology to measure emissions, boundaries and scope, factoring in heterogeneities, consideration of raw materials, proposed ban of use of scrap by OECD countries, transfer of technology etc., recognition of carbon verifiers and exemption for MSME sector a under EU-ETS, consideration of CBDR-RC, carbon leakage definition, functioning of UK ETS, impact of it in reducing emissions, use of revenue collected.
- Joint event organized by India, Indonesia and South Africa on National perspective on deforestation and afforestation policies, sustainable forest management and concerns with deforestation related trade measures and highlighted India's efforts in direction of sustainable forest management. It was followed by question and answer session.
- In the Ministerial Conference 13 (MC-13) of the WTO held from 26th February to 1st March 2024 in Abu Dhabi, UAE, the following interventions were made during the Ministerial Conference:
  - In the Ministerial Conversation on Trade and Sustainable Development, including Trade and Industrial Policy and Policy Space for Industrial Development, it was submitted that India is cognizant of its responsibilities. India has a rich tradition of sustainable development. India has put forward and propagated a sustainable way of living based on traditions and values of conservation and moderation including through a mass movement for LiFE- "Life Style for Environment" as a key to combating climate change. The emissions intensity of our GDP has already been reduced by 33 percent between 2005 and 2019, well ahead of our 2030 targets. India has taken several path breaking and innovative measures for combating climate change.
  - India strongly presented its stance and raised serious concerns regarding the increasing use of trade protectionist unilateral measures, which are sought to be justified in the guise of environmental protection. Developing countries have differentiated responsibilities for the mitigation of climate change. These measures being undertaken by members of the global North are effectively nullifying the tightly negotiated balance of rights and obligations under the specialized multilateral environmental agreements (MEAs), violative of NDC principles, which gives flexibilities to developing countries towards their Net Zero transition, equity and CBDR-RC in light of different national circumstances. Therefore, India does not support mainstreaming of environment / climate change issues at WTO which are being more suitably dealt under the specialized MEAs. Due to India's strong insistence for inclusion of a language to the effect that trade protectionist unilateral measures taken to combat climate change should not constitute a means of arbitrary or unjustifiable discrimination or a disguised restriction in international trade, a para linking trade with environment was dropped from the final Abu Dhabi Ministerial Declaration.
  - With respect to Ministerial Conversation on Trade and Inclusion, it was submitted that India do not share the enthusiasm of proponents to widen the remit of the WTO, in disregard to the treaty provisions, to launch new discussion on distributional issues in WTO and that this would be an overreach of the WTO to the domestic policy space of Members. Our objective should not be to create layers of special and differential treatment by socioeconomic segments. This is a concept which in the WTO rulebook applies to developing members, including the LDCs. If some members feel their society and economy requires domestic special and differential treatment, it should be done through domestic policy and affirmative action.
  - Further, India reiterated that it does not support the linking of trade with social issues like women economic empowerment and those concerning

MSMEs because these are best addressed under the appropriate international conventions.

- Interventions were also made by India in the discussion of the Draft Abu Dhabi Ministerial Declaration with respect to the proposed paragraph on Trade and Environment. India highlighted serious concerns regarding the India has serious concerns regarding the increasing use of trade protectionist unilateral measures, which are sought to be justified in the guise of environmental protection. Countries of the Global South have differentiated responsibilities for the mitigation of climate change. These measures being undertaken by members of the global North are effectively nullifying the tightly negotiated balance of rights and obligations under the specialized multilateral environmental agreements (MEAs), violative of NDC principles, equity and CBDR-RC in light of different national circumstances. Therefore, India does not support mainstreaming of environment, including climate change issues at WTO which are being more suitably dealt under the specialized MEAs.
- However, there was no paragraph on linking Multilateral Trading System (MTS) with environment in the final outcome document.
- A paragraph has been incorporated in Draft Abu Dhabi Ministerial Declaration on the recognition of the role of MTS towards the achievement of UN 2030 agenda and its SDGs in so far as they relate to the WTO mandate. The outcome was in line with the India's position.
- Though, there are paras on the role of women's economic empowerment and MSMEs towards sustainable development, it was ensured that there is no negotiating mandate in these paras nor there is any change in rights and obligations of WTO members. Further, these paras do not relate to any Joint Statement Initiatives (JSIs), as has been explicitly mentioned in the respective footnotes.
- India was successful in its efforts not to include any language on Trade and Inclusion.

#### **(xiv) Duty-Free Quota-Free Market Access**

- WTO Members have reaffirmed the decision at the Ninth Ministerial Conference in Bali on Duty-Free Quota-Free Market Access for Least-Developed

Countries and instructed the Committee on Trade and Development to recommence the annual review process on preferential DFQF market access for LDCs. In this regard, India's Duty-Free Tariff Preference Scheme (DFTP) for LDC's Progress is noteworthy.

- India notified the Duty-Free Tariff Preference (DFTP) Scheme for LDCs in August 2008. India is now providing the benefits of DFTP Scheme to 36 LDCs. India has extended the benefits of the Duty Free Tariff Preference (DFTP) Scheme to the Democratic Republic of Congo (DRC) on 29th December 2023.
- India provides Duty Free/Preferential Market access on 98.2 percent of the tariff lines to these countries under the DFTP scheme. Only 1.8 percent of the tariff lines have been retained in the Exclusion List, with no duty concessions.

#### **(B) Global System of Trade Preferences (GSTP)**

The Agreement establishing the Global System of Trade Preferences (GSTP) was signed on 13th April 1988 at Belgrade. The results of the first Round of the GSTP negotiations for exchange of tariff concessions were ratified by 41 countries and the agreement came into force on 19th April 1989. India extended margin of preferences (MoP) on 30 Product lines (At HS4/6 level) while receiving concessions from other countries. Some of the products where India extended tariff concessions (with MoP mentioned in bracket) are Copra (15 percent), Cane Molasses (30 percent), Portland Cement (25 percent), Calf Leather (30 percent), Aluminum tubes and pipes (15 percent) etc.

The second round of Negotiations was launched in the Ministerial Meeting of GSTP held in Tehran on 21st November 1991 which concluded in 1998. Due to delay in completion of administrative procedure for implementation of the second round of concessions, it was decided to drop implementation of the second round of concessions. At present, there are 42 participating countries including Mercosur under GSTP Agreement, the list of which may be accessed at the

<https://unctad.org/topic/trade-agreements/global-system-of-trade-preferences>.

The third round of GSTP negotiations, launched in 2004 in Sao Paulo in Brazil, concluded in 2010. In the third round, participating countries agreed to offer 20 percent tariff reduction on at least 70 percent (80 percent for the LDCs Participants) of the goods imported from within this group of nations.

The schedules of concessions under the Third Round of

negotiations will be implemented thirty days after a minimum of four participants ratify their schedules and inform the GSTP Secretariat. The tariff concessions will be implemented amongst such four participants and other participants will avail of the concessions after they ratify their schedules. So far, 3 countries, viz. India, Malaysia and Cuba have ratified their schedules of concessions. The Cabinet Committee on Economic Affairs (CCEA) in its meeting on 23rd August 2012 approved implementation of India's Schedule of Concessions under the Third Round of negotiations. On 23rd January 2023, Brazil deposited to UNCTAD its instrument of acceptance of the Protocol.

### **(C) BRICS (Brazil, Russia, India, China, South Africa)**

BRICS is an association of five major emerging economies: Brazil, Russia, India, China and South Africa. Originally the first four were grouped as "BRIC" before the induction of South Africa in 2010. The membership of BRICS has now expanded to 10 countries with the admission of Egypt, Ethiopia, Iran, Saudi Arabi and the United Arab Emirates (UAE) with effect from 1st January 2024. BRICS Presidency is held rotationally by the Member States on a yearly basis. India successfully completed its presidency tenure for 2021 and passed it to People's Republic of China which ended in 2022. South Africa held the presidency for 2023. Russia has assumed the presidency for 2024 with effect from 1st January 2024. BRICS countries account for 25.77 percent of the world GDP, nearly 41 percent of the world population, around 18.4 percent of global merchandise trade in 2022.

The Department of Commerce in Government of India handles the economic and trade issues under BRICS that are discussed under the institutional mechanism known as the "Contact Group on Economic and Trade Issues" (CGETI). Under the South African presidency in 2023, the following documents were negotiated in the CGETI and adopted in the BRICS Trade Ministers' Meeting held on 7th August 2023:

- 13th BRICS Trade Ministers' Joint Communiqué
- Strengthening Multilateral Trading System and WTO Reforms
- Framework and diversification for supply chain resilience
- Co-operation on digital economy
- BRICS Cooperation in the field of MSMEs

### **(D) Shanghai Cooperation Organization (SCO)**

The Shanghai Cooperation Organization (SCO), a multilateral organization, was established in 2001 in

Shanghai, China by the leaders of China, Kazakhstan, Kyrgyzstan, Russia, Tajikistan, and Uzbekistan. The SCO Charter, formally establishing the organization, was signed in June 2002 and entered into force on 19th September 2003. India and Pakistan became the full members of the SCO on 9th June 2017 at a summit in Astana, Kazakhstan. Iran joined the group on 4th July 2023. Currently SCO has nine members.

For the year 2023, India was the Chair of Council of Heads of States (CHS), whereas Kyrgyz Republic was the Chair of Heads of Government (CHG). During the year, the following two proposals were negotiated and adopted under the institutional mechanism of 'Senior Officials responsible for Foreign Economic and Foreign Trade Activities', for which Department of Commerce is the nodal Department:

- Concept of the Online Meeting of Buyers and Sellers from the Shanghai Cooperation Organization region, and
- Initiative to explore prospects for cooperation in the field of digital trade.

### **(E) Commonwealth**

The Commonwealth of Nations, often simply referred to as the Commonwealth, is an international association of 56 member states, the vast majority of which are former territories of the British Empire from which it developed. The chief institutions of the organisation are the Commonwealth Secretariat, located in Marlborough House, London, which focuses on intergovernmental aspects, and the Commonwealth Foundation, which focuses on non-governmental relations among member states. Numerous organisations are associated with and operate within the Commonwealth. It is home to 2.5 billion people, and includes both advanced economies and developing countries. 33 of its members are small states, including many island nations.

The Commonwealth Trade Ministers' Meeting (CTMM) was held on 5th-6th June 2023 in London, preceded by the Commonwealth Senior Trade Officials Meeting (STOM) on 2nd-3rd June 2023. The following proposals were discussed and adopted at the CTMM:

- Supporting the Multilateral Trading System
- Deepening Commonwealth Trade and Investment
- Inclusive and Sustainable Trade
- Fostering Digital Transition

The next Commonwealth Heads of Government Meeting (CHOGM) will be held in Apia, Samoa in October 2024.

### (F) India's G20 Presidency – Trade and Investment Working Group

G20 holds a strategic importance in securing global economic growth and prosperity. It represents around 85 percent of global GDP, 75 percent of global trade, and two thirds of the world's population. In the realm of international trade and investment, for India, G20 was particularly relevant. Notably, the share of G20 nations in India's merchandise exports in 2022 stood at 80 percent

and in imports at 55 percent.

Under the Indian G20 Presidency, for the Trade and Investment Working Group (TIWG), the Department of Commerce pursued five priority issues namely Trade for Growth and Prosperity, Trade and Resilient GVCs, Integrating MSME in global trade, Logistics for Trade and WTO Reforms. Besides, the following five concrete and action-oriented outcomes were also pursued during the Presidency for accomplishing consensus in the G20.



Trade and Investment Ministers' meeting (TIMM), Jaipur

S. No.	Key Deliverable	Associated Priority Issue
1	High-Level Principles on Digitalization of Trade Documents	Logistics for Trade
2	Action Plan to Create Meta-Information Portal for MSMEs	Integrating MSME in global trade
3	Generic framework for mapping GVCs	Trade & Investment and Resilient GVCs
4	Compendium on best practices of Mutual Recognition of Agreements (MRAs)	Trade for Growth and Prosperity
5.	G20 Regulatory Dialogue	Crosscutting

In order to make the G20 as a people's initiative, TIWG meetings were organized across various cities/locations crisscrossing the country as per the following:

S. No.	Meeting	Dates
1.	1 <sup>st</sup> TIWG meeting in Mumbai	28 <sup>th</sup> -30 <sup>th</sup> March 2023
2.	2 <sup>nd</sup> TIWG meeting in Bengaluru	23 <sup>rd</sup> -25 <sup>th</sup> May 2023
3.	3 <sup>rd</sup> TIWG meeting in Kevadia	10 <sup>th</sup> -12 <sup>th</sup> July 2023
4.	4 <sup>th</sup> TIWG meeting in Jaipur	21 <sup>st</sup> -22 <sup>nd</sup> August 2023
5.	Trade and Investment Ministers' meeting (TIMM) in Jaipur	24 <sup>th</sup> -25 <sup>th</sup> August 2023

On substantive side, during the 1st and 2nd TIWG meetings, the five priority issues (as mentioned above) were discussed. Particularly, presentations were made during these meetings, outlining each of the subjects and potential outcomes emerging therein. Besides, understanding the importance of the inter linkage of the five proposed Priority Issues, Indian Presidency had also organized Side Event as Seminars/Panel discussions on Trade Finance, Trade & Technology, and Trade Infrastructure in Mumbai, Bengaluru and Ekta Nagar (Kevadia) respectively. The aim of these seminars was to bring together the stakeholders across all layers of governance and brainstorm on collective actions that were critical to build a robust global trade ecosystem. During TIMM in Jaipur, an experience zone to showcase the wide variety of Indian tea, coffee, spices and millets was set up for the delegates, and an exhibition on Jaipur Experience was displayed to showcase the rich cultural heritage of the Pink City with particular focus on indigenous gems artisans. Considering that trade and investment are vital engines of growth and job creation, the G20 TIMM which was attended in-person by the Trade

and Investment Ministers/Deputies from 26 members and invitee countries as well as by the Director General, World Trade Organization, was a resounding success.

India's priorities in the field of trade and investment left an indelible imprint in the G20 TIMM Outcome Document and are exemplified in the following tangible outcomes:

- G20 Generic Framework for Mapping GVCs
- Jaipur Call for Action for enhancing access to information for MSMEs
- High Level Principles on Digitalization of Trade Documents Compendium of best practices on MRAs for Professional Services, and
- Holding G20 Standards Dialogue

Notably, amidst headwinds faced by global trade, India was successful in building consensus on five concrete and action-oriented outcomes which was unprecedented and not witnessed since the inception of TIWG in 2016. All, but one para pertaining to geopolitical issues, were adopted unanimously. A comparison of the number of outcomes along with endorsements, during India's Presidency with past Presidencies since inception of TIWG is as below:

Presidency	Outcomes	Out of which concrete deliverables
2016 - China	3	3
2017 - Germany	-	-
2018 - Argentina	2	-
2019 - Japan	-	-
2020 - Saudi Arabia	5	1
2021 - Italy	1	-
2022 - Indonesia	2	-
2023 - India	5	3

- The highlights of G20 Trade and Investment Ministerial (TIMM) Outcome Document are:
- Building resilient and sustainable Global Value Chains (GVCs) to withstand future shocks by developing a mapping framework that can help in identifying vulnerabilities and opportunities
- Making GVCs work for sustainable and inclusive development by promoting and fostering linkages between foreign enterprises and domestic companies, particularly MSMEs
- Integrating MSMEs in global trade by creating a One Stop Hub for MSMEs seeking business and trade related information
- Underscoring the importance of reduced entry

barriers on digital platforms to ensure rapid digital enablement of MSMEs

- Driving productivity gains and economic growth by reducing trade costs and lowering barriers to entry for MSMEs through transition to paperless trade
- Reaffirmation that a rules-based, non-discriminatory, and transparent multilateral trading system, with WTO at its core, is indispensable for inclusive growth, and sustainable development
- Recognition of the importance of WTO's "Aid-For-Trade Initiative" to enable developing countries & LDCs, to effectively participate in global trade
- Removing unnecessary barriers to cross-border trade in services by preparing and disseminating a Compendium of best practices on entering into Mutual Recognition Agreements (MRAs) for professional services
- Expressing support to the ongoing discussions on reforms in the WTO Dispute Settlement System making it fully functional and accessible to all members by 2024
- Fostering effective cooperation and collaboration among the standards-setting bodies and regulators through capacity building and exchange of best practices
- Upon implementation, these outcomes have the potential to create a more conducive environment for trade and investment going ahead. From ensuring that the countries can build resilience within GVCs based on the results derived from the generic mapping framework, to ease of doing business for MSMEs through seamless access to trade related information at one place, the G20 TIMM outcomes can significantly address the challenges faced in spurring global trade growth.

Within the framework of India's G20 presidency, Bureau of Indian Standards organized the G20 Standards Dialogue 2023 on 2nd-3rd November 2023 at Bharat Mandapam, ITPO, New Delhi, India. The Dialogue was attended by over 750 delegates, including 50 overseas delegates. It explored how sustainability can be addressed through inclusive standardization and good regulatory practices to achieve 'Zero Defect and Zero Effect'. The event was organized with the support and guidance of Ministry on

Consumer Affairs, Food and Public Distribution and Ministry of Commerce and Industry, Government of India. The Dialogue witnessed enthusiastic response and participation from international delegations from National Standards Bodies of G20 members ISO, IEC, ITU, invited countries and industry, industry associations, ministries, missions and laboratories within India.

Further, as part of implementation plan for accomplishing G20 outcomes, a webinar was held on 6th November 2023 under the theme of 'Strong, Sustainable, Balanced and Inclusive Growth'. The webinar had a panel discussion on the topic 'Unlocking Trade for Growth' which was coordinated by the Department of Commerce. Participants included around 70-80 organizations like Export Promotion Council, Industry Associations, SME Association, etc. Nearly 130 in-person participants from organizations including WASME, EEPICIFT, PEPC, CCI, HEPC, TPCI, CHEMEXCIL, WVEEPC, FIEO, etc. and approximately 265 participants joined virtually. During the webinar, the roadmap for increasing level of participation of MSMEs in global trade and accomplishing Jaipur Call for Action on upgrading Global Trade Helpdesk of ITC, Geneva was the focal point. The deliberations were centered on improving access to information, leveraging technology, simplifying processes, providing financial support, and facilitating access to global markets through platforms like Open Network Digital Commerce (ONDC) and Government e-Marketplace (GeM).

Moreover, during the Voice of Global South Summit (VOGSS 2.0), India's key outcomes on G20 generic mapping framework to infuse resilience in GVCs was highlighted during the Trade Ministers' Session on 17th November 2023. Indian Delegation also participated in the IEA High Level Dialogue in Paris on 6th November 2023 sensitizing stakeholders of the significance of G20 mapping framework for resilience of supply chains.

A comprehensive implementation plan has been chalked out by the Department and has constituted a co-ordination committee to support ITC, Geneva in the implementation of Jaipur Call for Action on upgradation of the Global Trade Helpdesk. The co-ordination committee has members from ITC, DPIIT, Ministry of MSME and ICRIER to ensure knowledge sharing and internalization of the work done by the Indian G20 Presidency.

Besides, Brazil took over the G20 Presidency from India on

1st December 2023. India is part of the G20 Troika along with South Africa. Department of Commerce being the nodal department for the Trade and Investment Working Group (TIWG) participated in the G20 meetings. The Brazilian Presidency has proposed 4 priority issues to be taken up for discussion during its G20 TIWG Presidency, namely- Trade and Sustainable Development, Sustainable Development in Investment Agreements, Women in International Trade, WTO Reform and Strengthening of the Multilateral Trading System. At the 1st TIWG held on 29th-30th January 2024, first three priorities were discussed. India made its interventions adopting a two-pronged strategy - clearly outlining our national redlines and espousing the synergistic outcomes achieved during its own Presidency. The Brazilian Presidency has planned three more meetings and a Ministerial meeting and Indian delegation would extend its support to various proposed outcomes.

### **(G) Economic and Social Commission for Asia & the Pacific (ESCAP)**

India is one of the founding members of ESCAP, the regional development arm of the United Nations, which serve as the main economic and social development centre for the United Nations in Asia and Pacific. Consisting of 53 Member States and 9 Associate Members, with a geographical scope that stretches from Turkey in the west to the Pacific island nation of Kiribati in the east, and from the Russian Federation in the north to New Zealand in the south, ESCAP is the most comprehensive of the United Nations' five regional commissions. It is also the largest United Nations body serving the Asia-Pacific region.

Established in 1947 with its headquarters in Bangkok, Thailand, ESCAP seeks to overcome some of the region's greatest challenges. It carries out work in the following areas:

- ICT and Disaster Risk Reduction
- Environment and Development
- Social Development
- Statistics
- Macroeconomic Policy and Financing for Development
- Trade, Investment & Innovation
- Transport
- Energy

ESCAP focuses on issues that are most effectively addressed through regional cooperation, including issues

that benefit from regional or multi-country involvement, Issues that are trans boundary in nature, or that would benefit from collaborative inter-country approaches.

#### **(i) Annual Session of ESCAP**

The Commission meets annually at the Ministerial level to discuss and decide on important issues pertaining to inclusive and sustainable economic and social development in the region, to decide on the recommendations of its subsidiary bodies and of the Executive Secretary, to review and endorse the proposed strategic framework and program of work, and to make any other decisions required, in conformity with its terms of reference.

The 79th Session of ESCAP was held at Bangkok and online from 15th-19th May 2023. The theme of the session was "Accelerating climate action in Asia and the Pacific for sustainable development". The Indian delegation was led by Shri Nagesh Singh, Ambassador/Extraordinary and Plenipotentiary and Permanent Representative to ESCAP.

#### **(ii) India's Contribution to ESCAP**

The delivery of ESCAP's programs is supported by the regional institution and the sub-regional offices. India has worked in close cooperation with ESCAP during the year. India has also committed continued financial support to the following regional institutions of ESCAP:

- Asian and Pacific Center for Transfer of Technology (APCTT), hosted by India in New Delhi
- Centre for Sustainable Agricultural Mechanization (CSAM), Beijing, China
- Statistical Institute for Asia and the Pacific (SIAP), Chiba, Japan
- Asian and Pacific Training Centre for information and Communication Technology for Development (APCICT), Incheon, Republic of Korea

#### **(iii) Sub Regional Office in India**

Strengthening India's partnership with UN-ESCAP, a Sub-Regional Office (SRO) for South and South West Asia was established in New Delhi with financial assistance from India.

The main activities of SRO are to:

- Implement the Commission's agenda at the sub-regional level by serving as a link between sub-region and Commission headquarters
- Promote and support specific sub-region priorities and programs concentrating on the priority sectors of member States within the sub-region

- Operate as sub-regional nodes for knowledge management and networking
- Spearhead the delivery of technical assistance activities and act as the Commission's implementing arm in the sub-region
- Establish close working relations with United Nations country terms with in the sub-regional and promote the coordination of United Nations systems activities at the sub-regional level
- Build strong partnerships and network with other relevant actors in the sub-region, including other sub-regional intergovernmental bodies, to promote sub-regional cooperation with a regional framework

## 12. TRADE IN SERVICES

### (i) Enhancing Services Trade through Free Trade Agreements

India has signed bilateral trade agreements including Trade in Services with Singapore, South Korea, Japan, Malaysia, Mauritius, UAE, Australia, EFTA and an FTA in services and investment with the Association of South East Asian Nations (ASEAN). The India- EFTA Trade and Economic Partnership Agreement (TEPA) was signed in March 2024.

Currently, India is actively engaged in FTA negotiations including in Trade in Services with the UK, the EU, Oman, Peru, and Sri Lanka. India is also engaged in negotiations on a Comprehensive Economic Cooperation Agreement (CECA) with Australia building upon the market access commitments in Trade in Services under India-Australia Economic Cooperation Trade Agreement (ECTA).

Under the FTAs, India seeks non-discriminatory, predictable and liberal treatment under the sectors of India's interest such as professional services, computer and related services, other business services, education services, health services, social services, tourism and travel related services, audio-visual services, and construction and related engineering services.

As mobility is crucial to different modes of services delivery, India also pursues GATS plus commitments in FTAs for temporary entry and presence for its natural persons to ensure competitive delivery of services. Efforts are being made to facilitate mobility of Indian service suppliers by way of securing meaningful

commitments in different categories of natural persons (Business visas, Contractual Service Suppliers, Intra-Corporate transferees, Independent professionals). Additional commitments for the temporary movement of professionals like yoga instructors and chefs, and provisions on post study visa, work and holiday visa, removal of Economic Needs Test/Labour Market Tests and fairer work rights for international workers through signing of Social Security Agreement (SSA) etc. are other elements that are pursued. Further, in order to amplify the impact of the FTA and ensure real gains to the services suppliers, India pursues arrangements for mutual recognition of its professionals in different streams by way of Mutual Recognition Agreements (MRAs).

### (ii) Enhancing Services Trade through other bilateral trade dialogues

- Implementation of India-Japan CEPA and upgradation of India-Korea CEPA in the respective Sub-groups set up under the Joint committees of the trade partners is being undertaken. First meeting of the Joint Committee on India-UAE CEPA held in June 2023, led to the constitution of the Sub-Committee on Trade in Services to encourage professional bodies of both sides to negotiate agreements providing mutual recognition in select services sectors.
- Bilateral trade dialogue was held with the US under the Services Working group of the India-US Trade Policy Forum (TPF) mechanism where India seeks co-operation in critical areas such as SSAs; streamlined pathways for recognising Professional Services especially in fields like Accounting, Nursing, Architecture; collaboration in Fintech; Telemedicine; and other emerging services sectors for potential collaboration. A Minister level meeting was held in January 2023, while the Services Working group under the TPF met in April and August 2023 and January 2024.
- Bilateral trade dialogues were held with Taiwan on Trade in Services issues under Joint Trade Sub-Committee meetings in August 2023 and with Uzbekistan under the Inter- Governmental Commission on Trade, Economic, Scientific and Technological Co-operation.
- A Minister level meeting with Singapore was held in

July 2023, wherein, services trade issues like MRAs in accountancy, nursing and architecture services; and mobility of professionals were discussed.

- The 5th India-Vietnam Joint Trade Sub-Commission meeting was held in August 2023 that included discussion on services sector issues like MRAs in accountancy and nursing; and co-operation in the audio-visual, tourism sectors.

### **(iii) Pursuing interests in Services and E-Commerce at multilateral fora**

#### **(a) Domestic Regulations in Services**

- India has been making efforts to reinvigorate multilateral discussions in the Working Party on Domestic Regulations (WPDR) which is mandated to develop disciplines relating to licensing requirements, licensing procedures, qualification requirements, qualification procedures and technical standards.
- The Joint Statement Initiative (JSI) on Service Domestic Regulation (SDR) was launched on the side lines of MC-11, and concluded in December, 2021 by around 70 Members. India did not participate in this JSI. India considers multilateral avenues based on consensus are the most effective means to achieve inclusive development-oriented outcomes.
- In the run up to the MC-13, JSI on SDR participants were seeking to update their GATS schedules to integrate the JSI on SDR disciplines. India had fundamental and technical concerns and had notified objections to the certification of the updated GATS schedules. As an outcome of the consultations with these countries, the matter was brought to the WTO's WPDR where the way forward in respect of revised certification requests was agreed upon that led to India lifting its objections to the certification process.

#### **(b) Response to the Pandemic**

In pursuance of the 'Ministerial Declaration on the WTO Response to the COVID-19 Pandemic and Preparedness for Future Pandemics' adopted by the membership in June, 2022, India made the following submissions at the General Council and the Council for Trade in Services in February 2023:

- 'The role of telemedicine in the response to the pandemic' (WT/GC/W/866; S/C/W/426) which aims to drive dialogue at the WTO on the need for multilateral arrangement for promoting cross-border supply of

telemedicine services in dealing with future pandemics.

- 'Building a pool of health professionals to respond effectively to pandemics/natural disasters' (WT/GC/W/867; S/C/W/427) which aims to drive dialogue at the WTO on the need for a multilateral arrangement for building a pool of globally recognised health professionals and strengthening implementation of GATS disciplines to facilitate recognition to ensure continuity of supply of services during pandemics/ disasters.
- Post MC13, in March 2024, India made a submission, titled, 'WTO response to COVID-19 pandemic and preparedness for future pandemics/pandemic like situations: cross-border telemedicine services and building pool of health professionals' (WT/GC/W/928) at the General Council underlining the need to continue the work, in cooperation with the other relevant International Organisations, in respect of promoting cross-border telemedicine services and building a pool of globally recognised health professionals.

#### **(c) Cross-border remittances**

- India recognizes the significant positive contribution of cross border remittances towards development and financial inclusion, especially in developing countries including LDCs and the need to reduce the cost of these remittances taking into account the 2030 Sustainable Development Goals. Against this backdrop, India submitted a proposal for a thematic seminar on 'Cost of Remittance Services' (JOB/SERV/CTFS/2/Rev.2) in 2023 in the Committee on Trade in Financial Services (CTFS) at the WTO which was co-sponsored by Philippines and South Africa.
- In February 2024, India submitted a draft Ministerial Declaration on facilitating cross-border remittance (WT/MIN(24)/W/4 and WT/GC/W/924) calling for the need to undertake a work program with a view to recommend steps for reducing the cost of cross-border remittances. To pursue this further, India submitted a communication (WT/GC/W/926) at the General Council of the WTO calling for the need to undertake this work program.
- In pursuance of efforts made by India and the deliberations with the WTO members, the thematic seminar on 'Cost of Remittance Services' was held at

the CTFS in March, 2024 in Geneva, wherein, there was participation by the World Bank, IOM, Financing Facility for Remittances, UN Capital for Development and many of the WTO Members. At this Seminar, RBI and NPCI, on behalf of India, delivered presentations to the WTO members on reducing cost of remittances.

#### (d) E-Commerce

- India tabled several joint submissions with South Africa in the past (WT/GC/W/747, WT/GC/W/774, WT/GC/W/798 and WT/GC/W/833) highlighting that reconsideration of the e-commerce moratorium is important for developing countries particularly to preserve policy space on the taxation of electronic transmissions to nurture their domestic industry. With effective participation and presentation of India's position, Members at MC13 (WT/MIN(24)/38) agreed to maintain the current practice of not imposing customs duties on electronic transmissions until the 14th session of MC or 31st March 2026, whichever is earlier. The Moratorium and the Work Programme will expire on that date.
- In pursuance of the MC-12 decision on re-invigoration of work under the WPEC, India tabled submissions on 'Consumer Protection in E-Commerce' (WT/GC/W/857); the 'Role of Digital Public Infrastructure (DPI) in Promoting E-Commerce' (WT/GC/W/863); and 'Promoting Competition in E-commerce' (WT/GC/W/902), particularly from developing countries perspective including the challenges these countries face in integrating into global e-commerce, and made detailed interventions at various sessions of the

structured discussions.

### 13. KIMBERLEY PROCESS CERTIFICATION SCHEME

- The Kimberley Process (KP) is a joint initiative of participating Governments along with observers from industry and civil society to stem the flow of conflict diamonds (rough diamonds used by rebel movements to finance wars against legitimate Government). Kimberley Process Certification Scheme (KPCS) is a UN mandated (UNGA Resolution 55/56 of 2000 and UNSC Resolution 1459 (2003)) international certification scheme. It requires each participant to impose internal controls over production and trade of rough diamonds. Trading in rough diamonds with a non-participant is not allowed. All exports of rough diamonds must be accompanied by a valid KP Certificate stating that diamonds are conflict free.
- KPCS currently has 59 participants, representing 85 countries with the European Union and its Member States counting as single participant. All major diamond producing, trading and polishing centres are members of KP. Civil Society and industry groups also actively participate in the KP. Chairmanship of KP is rotated on annual basis. The Vice Chair is selected at the annual "Plenary" meeting and becomes Chair automatically the following year. The KPCS Chair oversees the implementation of the KPCS, the operations of the Working Groups and Committees, and General Administration. The UAE is the KP Chair for 2024.
- India is one of the founding members of KPCS. India was the Chair of Kimberley Process in the year 2008 and 2019.

\* \* \* \* \*

# Chapter 7

## Special Economic Zones (SEZs) and Export Oriented Units (EOUs)

## 1. SPECIAL ECONOMIC ZONES (SEZs)

Asia's first Export Processing Zone (EPZ) was set up in Kandla in 1965, followed by establishment of seven more EPZs in the country. Subsequently, Special Economic Zones (SEZs) Policy was announced in April 2000 wherein various new features were incorporated. This policy intended to make SEZs an engine for economic growth supported by quality infrastructure and complemented by an attractive fiscal package, both at the Centre and the State level, with a user-friendly regulatory framework. All the 8 pre-existing EPZs located at Kandla and Surat (Gujarat), Santa Cruz (Maharashtra), Cochin (Kerala), Chennai (Tamil Nadu), Visakhapatnam (Andhra Pradesh), Falta (West Bengal) and Noida (Uttar Pradesh) were converted into Special Economic Zones.

The Special Economic Zones Act, 2005, was passed by Parliament in May 2005 & received Presidential assent on the 23rd of June 2005. The SEZ Act, 2005, supported by SEZ Rules, came into effect on 10th February 2006.

The main objectives of the SEZ Act are:

- Generation of additional economic activity
- Promotion of exports of goods and services
- Promotion of investment from domestic and foreign sources
- Creation of employment opportunities
- Development of infrastructure facilities

In terms of the SEZ Act, 2005, an SEZ may be set up either jointly or severally by the Central Government, State Government or any person for manufacture of goods or

rendering services or for both or as a free trade warehousing zone. Such proposals duly recommended by the concerned State Government are considered by the Board of Approval for SEZs. SEZs being set up under the SEZ Act, 2005 are primarily private investment driven initiatives.

### (A) Current performance of SEZs

After notification of SEZ Rules in February 2006, Department of Commerce has granted 423 formal approvals for setting up SEZs out of which 356 have been notified. Out of the total employment provided to 30,70,653 persons in SEZs as a whole, 29,35,949 is incremental employment generated after February 2006. This is apart from millions of man days of employment generated by the developers for infrastructure activities. Physical exports from the SEZs has increased from Rs. 9,90,747 crore in 2021-22 to Rs. 12,63,578 crore in 2022-23, registering a growth of 28 percent. There has been overall growth of export of 5,432 percent over past eighteen years (2005-06 to 2022-23). The total physical exports from SEZs as on 31st March 2024 has been to the tune of Rs. 13,55,220 crore, registering a growth of 7 percent over the exports of corresponding period of the previous financial year. The total investment in SEZs till 31st December 2023 is Rs. 6,92,913.57 crore, including Rs. 6,46,723.84 crore in the newly notified SEZs set up after SEZ Act, 2005. 100 percent FDI is allowed in SEZs through automatic route.

Exports from the operational SEZs from 1<sup>st</sup> January 2023 to 31<sup>st</sup> March 2024 are as under:

Years	Exports		Growth over previous year (INR)
	(Values in Rs. crore)	(Values in US\$ billion)	
2022-2023 (01.01.2023 to 28.02.2023)	2,97,637	36	8.35%*
2023-2024 (01.04.2023 to 31.03.2024)	13,55,220	163.69	7%

A total of 280 SEZs are exporting at present. Out of this, 169 are IT/ITES, 25 Multi product and 86 other sector specific

SEZs. 5,711 units have been setup in the SEZs till date.

## (B) Impact of the scheme

The SEZ scheme has generated tremendous response among the investors, both in India and abroad which is evident from the flow of investment and creation of additional employment in the country. In addition to earning of foreign exchange and development of infrastructure, SEZs have achieved significant local area impact in terms of direct as well as indirect employment, emergence of new activities, changes in consumption pattern and social life.

## (C) Some key aspects of SEZs

### (i) Land requirement for SEZs

Consequent to amendment to SEZ Rules, 2006, carried out on 17th December 2019, the minimum land area requirement for setting up a Special Economic Zone or

Free Trade Warehousing Zone other than a Special Economic Zone for Information Technology or Information Technology enabled Services, Biotech or Health (other than hospital) service, is a contiguous land area of fifty hectares or more. In case a Special Economic Zone is proposed to be set up in the States of Assam, Meghalaya, Nagaland, Arunachal Pradesh, Mizoram, Manipur, Tripura, Himachal Pradesh, Uttarakhand, Sikkim, Goa or in a Union territory, the minimum area required is twenty-five hectares or more.

There is no minimum land area requirement for setting up a Special Economic Zone for Information Technology or Information Technology enabled Services, Biotech or Health (other than hospital) service. A minimum built up processing area requirement, based on the category of cities, is indicated in the following Table:

S. No.	Categories of cities	Minimum built-up area requirement
1.	Category 'A'	50,000 sq. mts.
2.	Category 'B'	25,000 sq. mts.
3.	Category 'C'	15,000 sq. mts.

### (ii) Procedure for setting up of Special Economic Zone

After the recommendation of the concerned State Government for setting up of SEZ, the Board of Approval approves a proposal for establishment of a Special Economic Zone subject to the requirements of minimum area of land and other terms and conditions prescribed in the SEZ Act and Rules. State Governments have been advised that in case of land acquisition for SEZs, first priority should be for acquisition of waste and barren land and if necessary single crop agricultural land could be acquired for the SEZs. If perforce, a portion of double cropped agricultural land has to be acquired to meet the

minimum area requirements, especially for multi-product SEZs, the same should not exceed 10 per cent of the total land required for the SEZ. The Central Government does not allot any land for SEZs. The Board of Approval on SEZs only considers those proposals, which have been duly recommended by the State Government. Further, pursuant to the decision of Empowered Group of Ministers (EGoM) in its meeting held on 5th April 2007 the State Governments have been informed on 15th June 2007, that the Board of Approval will not approve any SEZs where the State Governments have carried out or propose to carry out compulsory acquisition of land for such SEZs after 5th April 2007.

### (iii) Details of Land under SEZs

1	Total land area related to 7 Central Government + 12 State/Private notified SEZs	2,122.35 Ha
2	Total land area related to 356 notified SEZs	37,083.02 Ha
3	Total land area related to 67 formally approved SEZs	5,487.33 Ha
4	Total land area related to notified and formally approved SEZs (1+2+3)	44,692.70 Ha
5	Land area related to 35 In principle approved SEZs	21,104 Ha
6	% of area of notified SEZs to that of land area of India (328 MHa)	0.012
7	% of area of notified SEZs to that of agricultural land area of India (142 MHa)	0.025

#### **(iv) Fiscal benefits and duty concession offered to SEZ Developers and units**

The incentives and facilities offered to the units in SEZs for attracting investments into the SEZs, including foreign investment include

- Duty free import/domestic procurement of goods for development, operation and maintenance of SEZ units.
- Exemption of IGST and CGST has been available for SEZ Units.
- As per IGST Act, 2017, supply of goods or services or both to a Special Economic Zone unit is treated as "zero rated supply".
- The levies as imposed by the respective State Governments.
- Single window clearance for Central and State level approvals.

#### **(v) Erstwhile benefits to SEZ units**

- 100 percent Income Tax exemption on export income for SEZ units under Section 10AA of the Income Tax Act for first 5 years, 50 percent for next 5 years thereafter and 50 per cent of the ploughed back export profit for next 5 years (Sunset Clause for Units becomes effective from 1st April 2021).
- Exemption from Minimum Alternate Tax (MAT) under section 115JB of the Income Tax Act (withdrawn w.e.f. 1st April 2012).

#### **(vi) The major incentives and facilities available to SEZ developers include**

- Exemption from customs/excise duties for development of SEZs for authorized operations approved by the BOA.
- Exemption of IGST and CGST has been available for SEZ Developers.
- As per IGST Act, 2017, supply of goods or services or both to a Special Economic Zone developer is treated as "zero rated supply".

#### **(vii) Erstwhile benefits to SEZ Developers**

- Income Tax exemption on income derived from the business of development of the SEZ in a block of 10 years in 15 years under Section 80-IAB of the Income Tax Act. (Sunset Clause for Developers has become effective from 1st April 2017)

#### **(viii) Recent Initiatives for ensuring Ease of Doing Business in SEZs (from 1st January 2023 to 31st March 2024)**

- A new rule 21B was inserted in SEZ Rules, 2006 vide notification dated 23rd February 2023 to allow an aircraft leasing unit in an International Financial Services Centre (IFSC), to utilise office space or manpower or both, of another unit set up in IFSC authorised to undertake aircraft leasing activity.
- Rule 53A has been substituted in SEZ Rules, 2006 vide notification dated 27th April 2023 according to which nothing contained in rule 53 shall apply to a Unit setup in an International Financial Service Centre providing financial service and regulated by the International Financial Services Centres Authority.
- A new rule 29B was inserted in SEZ Rules, 2006 vide notification dated 4th July 2023 to allow procedure of import or export or procurement from or supply to Domestic Tariff Area (DTA) of ship by a Unit in International Financial Services Centre.
- Instruction No. 113 dated 14th July 2023 was issued for Reducing Compliance Burden regarding SOFTEX Form.
- A rule amendment has been carried out in Rule 43A of SEZ Rules, 2006 vide notification dated 7th November 2023 to allow certain category of employees to work from home upto 31st December 2024.
- A new rule 11B was inserted in SEZ Rules, 2006 vide notification dated 8th December 2023 to allow DTA IT/ITES entities to operate in Non-processing Area of an IT/ITES SEZs.
- Instruction No. 114 dated 28th December 2023 was issued for clarification regarding powers in respect of non SEZ IT/ITES units operating in Non-Processing Area of an IT/ITES SEZs.
- Amendment in Rule 27(6) of SEZ Rules, 2006 vide notification dated 5th February 2024, after the word "Agencies" the words "or free of charge from foreign buyer and Export thereof to the same foreign buyer" was inserted.
- Amendment in Rule 21B of SEZs Rules, 2006 vide notification dated 14th March 2024, for the words "aircraft leasing", wherever they occurs, the words "aircraft or ship leasing" was substituted.

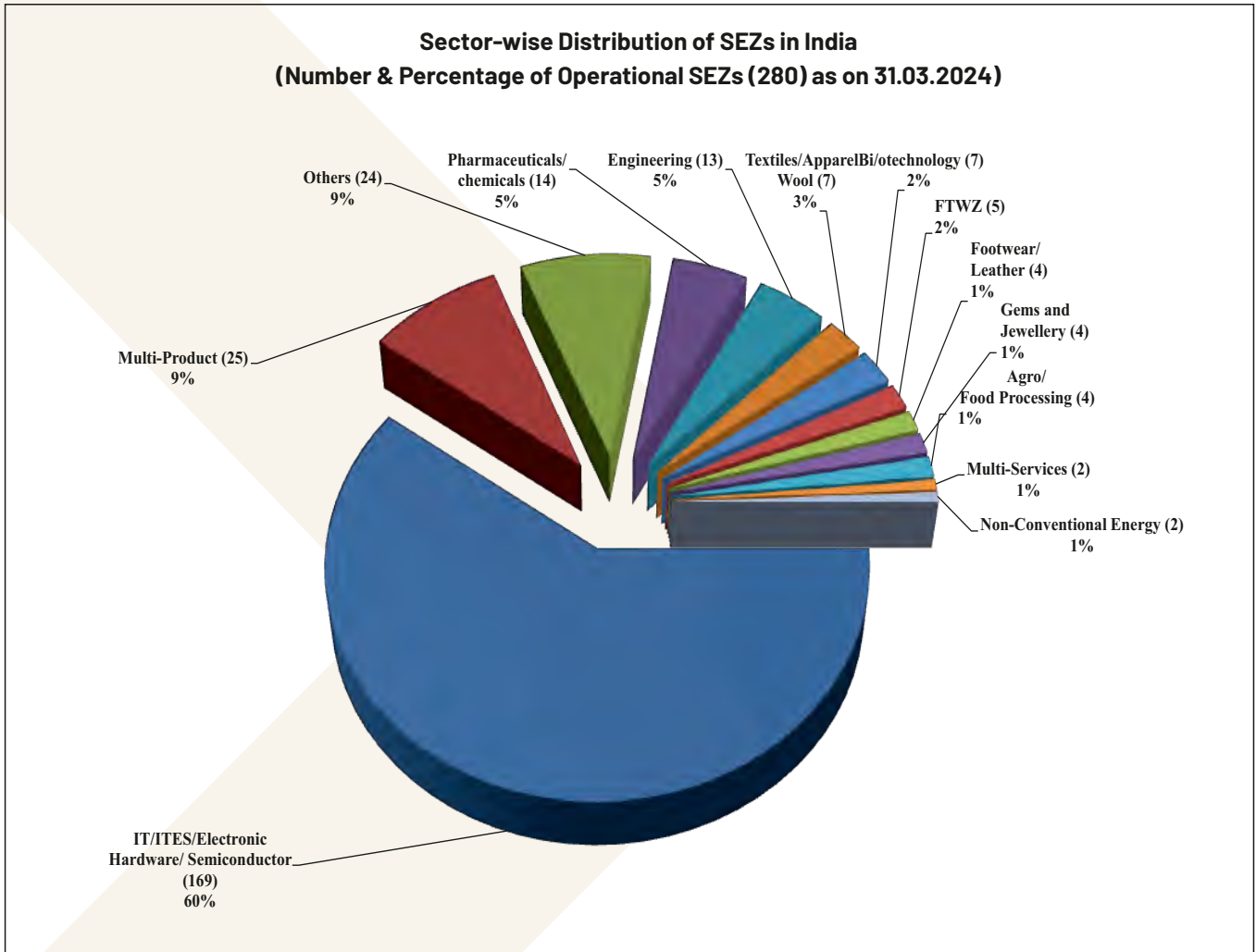
State-wise distribution of approved SEZs								
States/UTs	Central Government SEZs set up prior to the enactment of SEZs Act, 2005	State Government/Private Sector SEZs set up prior to the enactment of SEZs Act, 2005	Formal Approvals granted under the SEZs Act, 2005	Total SEZs (Including prior to SEZs Act + under the SEZs Act, 2005)	In-principle Approvals granted under the SEZs Act, 2005	Notified SEZs under the SEZ Act, 2005	(As on 31.03.2024)	
							Total Notified SEZs (Including prior to SEZs Act + under the SEZs Act, 2005)	Total Operational SEZs (Including prior to SEZs Act + under the SEZs Act, 2005)
	(1)	(2)	(3)	(1+2+3)	(4)	(5)	(1+2+5)	(6)
Andhra Pradesh	1	0	34	35	4	29	30	25
Arunachal Pradesh	0	0	1	1	0	0	0	0
Chandigarh	0	0	2	2	0	2	2	2
Chhattisgarh	0	0	2	2	1	1	1	1
Delhi	0	0	2	2	0	0	0	0
Goa	0	0	7	7	0	3	3	0
Gujarat	1	2	25	28	5	21	24	21
Haryana	0	0	25	25	3	22	22	8
Jharkhand	0	0	2	2	0	2	2	1
Karnataka	0	0	61	61	0	50	50	37
Kerala	1	0	26	27	0	22	23	20
Madhya Pradesh	0	1	12	13	0	7	8	6
Maharashtra	1	0	50	51	12	44	45	38
Manipur	0	0	1	1	0	1	1	0
Nagaland	0	0	2	2	0	2	2	0
Odisha	0	0	7	7	0	5	5	5
Puducherry	0	0	1	1	1	0	0	0
Punjab	0	0	5	5	0	3	3	3
Rajasthan	0	2	5	7	1	4	6	3
Sikkim	0	0	1	1	0	0	0	0
Tamil Nadu	1	4	57	62	5	54	59	51
Telangana	0	0	63	63	0	57	57	38
Tripura	0	0	1	1	0	1	1	0
Uttar Pradesh	1	1	24	26	1	21	23	14
West Bengal	1	2	7	10	2	5	8	7
<b>GRAND TOTAL</b>	<b>7</b>	<b>12</b>	<b>423</b>	<b>442</b>	<b>35</b>	<b>356</b>	<b>375</b>	<b>280</b>

**Fact Sheet on Special Economic Zones as on 31.03.2024**

 (Dedicated website: [www.sezindia.nic.in](http://www.sezindia.nic.in))

Number of Formal Approvals (As on 31 <sup>st</sup> March 2024)		423			
Number of notified SEZs (As on 31 <sup>st</sup> March 2024)		375 (Including 7 Central Government + 12 State Governments / Private Sector SEZs set up prior to the enactment of SEZ Act, 2005)			
Number of In-Principle Approvals (As on 31 <sup>st</sup> March 2024)		35			
Operational SEZs (As on 31 <sup>st</sup> March 2024)		280			
Units approved in SEZs (As on 31 <sup>st</sup> December 2023)		5,711			
Land for SEZs (As on 31.03.2024)	<b>7 Central Government + 12 State Governments / Pvt. SEZs notified before</b>	<b>Notified SEZs under the SEZ Act, 2005</b>	<b>Total Notified SEZs Area (1+2)</b>	<b>Formally Approved SEZs (423-356)</b>	<b>Total Area (3+4)</b>
	<b>(1)</b>	<b>(2)</b>	<b>(3)</b>	<b>(4)</b>	<b>(5)</b>
	2122.35 Ha	37083.02 Ha	39205.37 Ha	5487.33 Ha	44692.70 Ha
	<b>Land is a State subject. Land for SEZs is procured as per the policy and procedures of the respective State Governments.</b>				
<b>INVESTMENT</b>		<b>Investment (As on February 2006)</b>	<b>Incremental Investment</b>	<b>Total Investment (As on 31<sup>st</sup> December 2023)</b>	
Central Government SEZs		Rs. 2,279.20 crore	Rs. 29,694.45 crore	Rs. 31,973.65 crore	
State/Pvt. SEZs set up before 2006		Rs. 1,756.31 crore	Rs. 12,459.77 crore	Rs. 14,216.08 crore	
SEZs Notified under the Act		-	Rs. 6,46,723.84 crore	Rs. 6,46,723.84 crore	
<b>Total</b>		<b>Rs.4,035.51 crore</b>	<b>Rs. 6,88,878.06 crore</b>	<b>Rs. 6,92,913.57 crore</b>	
<b>EMPLOYMENT</b>		<b>Employment (As on February 2006)</b>	<b>Incremental Employment</b>	<b>Total Employment (As on 31<sup>st</sup> December 2023)</b>	
Central Government SEZs		1,22,236 person	75,545 person	1,97,781 person	
State/Pvt. SEZs set up before 2006		12,468 person	1,11,055 person	1,23,523 person	
SEZs Notified under the Act		0 person	27,49,349 person	27,49,349 person	
<b>Total</b>		<b>1,34,704 person</b>	<b>29,35,949 person</b>	<b>30,70,653 person</b>	
Exports in 2021-22		Rs. 9,90,747 crore [US\$ 133 billion] (Growth of 30 percent over FY 2020-21)			
DTA Sale (Deemed exports)		Rs. 27,401 crore (2 percent of total production)			
DTA Sale (Not counted for +ve NFE)		Rs. 3,27,642 crore (24 percent of total production)			
Exports in 2022-23		Rs. 12,63,578 Crore [US\$ 157.24 billion] (Growth of 28 percent over of FY 2021-22)			
DTA Sale (Deemed exports)		Rs. 28,955 crore (2 percent of total production)			
DTA Sale (Not counted for +ve NFE)		Rs. 2,49,761 crore (16 percent of total production)			

Exports in 2023-24 (As on 31st March 2024)	Rs. 13,55,220 crore [US\$ 163.69 billion] (Growth of 7 percent over the exports of the corresponding period of FY 2022-23)
DTA Sale (Deemed exports)	Rs. 31,397 crore (2 percent of total production)
DTA Sale (Not counted for +ve NFE)	Rs. 2 72 742 crore (16 percent of total production)



## 2. EXPORT ORIENTED UNITS (EOUs)

The Export Oriented Units (EOUs) scheme was introduced in early 1981, primarily to boost exports by creating additional production capacity. It was introduced as a complementary scheme to the Free Trade Zones/Export Processing Zone (EPZ) Scheme introduced in the sixties. It adopts the same production regime as SEZs (erstwhile EPZs) but offers a wide option in locations.

Units undertaking to export their entire production of goods and services, except permissible sales in the DTA, as per the Export-Import Policy are referred to as Export Oriented Units (EOUs). The EOUs function under the

administrative control of the concerned Development Commissioner of Special Economic Zone i.e., under the Department of Commerce, Government of India.

The EOUs are governed by the provisions of Chapter 6 of the Foreign Trade Policy (FTP) and its procedures, as contained in the Handbook of Procedures (HBP).

### Export and functional EOUs details

- Export figure from EOUs from 1<sup>st</sup> January 2023 to 31<sup>st</sup> March 2024 is Rs. 160394.03 crore
- State wise distribution of functional EOUs as on 31<sup>st</sup> March 2024 is as under:

Zone	State	No. of Functional EOUs
NSEZ	Chandigarh	2
	Delhi	3
	Haryana	47
	Himachal Pradesh	3
	Jammu & Kashmir	1
	Punjab	7
	Rajasthan	43
	Uttar Pradesh	43
	Uttarakhand	2
CSEZ	Karnataka	376
	Kerala	91
SEEPZ	Maharashtra	206
	Dadra and Nagar Haveli	16
	Daman & Diu, Goa	30
FSEZ	West Bengal	28
	Jharkhand	2
	Orissa	1
	Meghalaya	1
VSEZ	Andhra Pradesh	56
	Telangana	126
MEPZ	Tamil Nadu	287
	Puducherry	11
KASEZ	Gujarat	181
ISEZ	Madhya Pradesh	6
<b>Total</b>		<b>1569</b>

EOUs are mainly concentrated in textiles and yarn, food processing, Gems & Jewellery, computer software, electronics, chemicals, plastics, granite and minerals/ores.

\* \* \* \* \*



# Chapter 8

## Specialized Agencies

## 1. PLANTATION (TEA, COFFEE, RUBBER AND SPICES)

The plantation sector comprises tea, coffee, rubber and spices sectors which have importance in India's economy as this sector is related to the livelihood concerns of a large number of people employed directly and indirectly in the plantation industry and its ancillary activities. It is also a large foreign exchange earner. The plantation sector is one of the oldest organized industries in India and the mainstay of the agrarian economy of many states. The uniqueness of plantation crops lies in its massive growth potential and scope for improved lives, without migration, through traditional skill development and sustainable manner. Historically, plantations in India were promoted as a means of foreign exchange earner to overcome its acute shortage. Given this role, the sector received considerable attention of the State. This is evident as

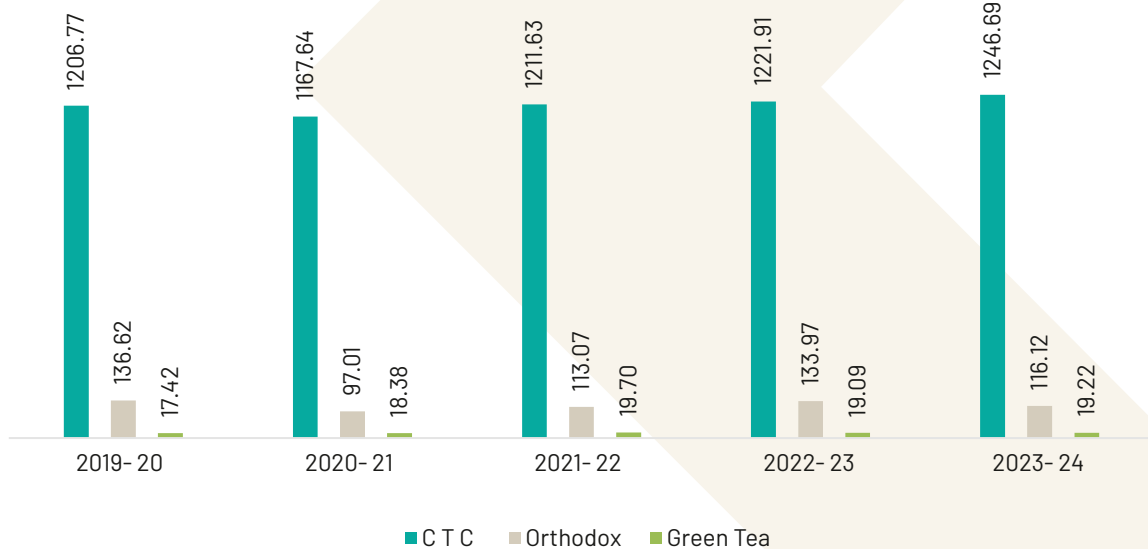
commodity boards were set for each of the crops and with legislations that empowered these boards to undertake various activities needed for plantation development.

The details of each sector are summarized as under:

### (A) Tea Sector

- Tea Production:** The tea production for 2023-24 is at 1382.03 M. Kgs with North Indian tea planting States contributing 1137.15 M. Kgs (82.28 percent) and South Indian States contributing 244.88 M. Kgs (17.72 percent). Out of the total production CTC category constitutes 1246.69 M. Kgs (90.21 percent), Orthodox category at 116.12 M. Kgs (8.40 percent) and Green Tea at 19.22 M. Kgs (1.39 percent). The tea production category wise during the last 5 years are given here under:

Category Wise Tea Production (Qty In M Kgs)



Source: Tea Board of India

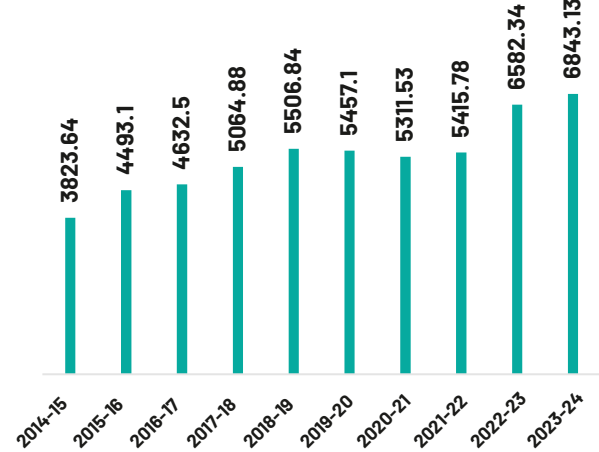
- Productivity:** The overall productivity of tea during 2023-24 is 2214 kg/ha. The productivity of North India is 2181 kg/ha and that of South India is 2379 kg/ha.
- Export of Tea:** India is the 4th largest exporter of tea. In view of the varied agro climatic conditions, India offers to the World huge varieties of tea each with its

own unique characteristics eg., Darjeeling, Assam, Nilgiris, Kangra etc. During 2023-24, India exported a quantity of 260.71 M.Kgs with value realization of Rs. 6843.13 crore, equivalent to US\$ 825.42 million. Tea exports during the last 10 years are given here under:

Tea Exports (Qty in M.Kgs)



Tea Exports (Value in Rs. crore)



Source: Tea Board of India and from 2022-23 onwards DGCI&S data

- **Export of Value-Added Tea:** The export of value-added tea has been increasing steadily. During 2023-24, the value-added tea has been 13 percent of the total export quantity with 26 percent in value terms.
- Tea Board in coordination with Department of Commerce, Ministry of Commerce & Industry and the Government of Assam hosted the event BATIC 2024 in commemoration of 200 years of Assam tea at Guwahati from 29th-30th January 2024. Many domestic and international delegates attended the event which discussed various issues concerning the tea industry.
- India hosted the 25th Session of the Food and Agricultural Organization's Inter Governmental Group (FAO-IGG) on Tea at Guwahati, Assam from 31st January to 2nd February 2024. The FAO Inter-governmental group on Tea under Food & Agriculture Organization of the United Nations is the only International body on tea where all tea producing and consuming countries participate once in two years and impactful discussions/deliberation on production, consumption, trade and prices of tea take place. The session was attended by various representatives from both the tea producing and consuming countries and various items concerning the tea industry were discussed.

## (B) Coffee Sector

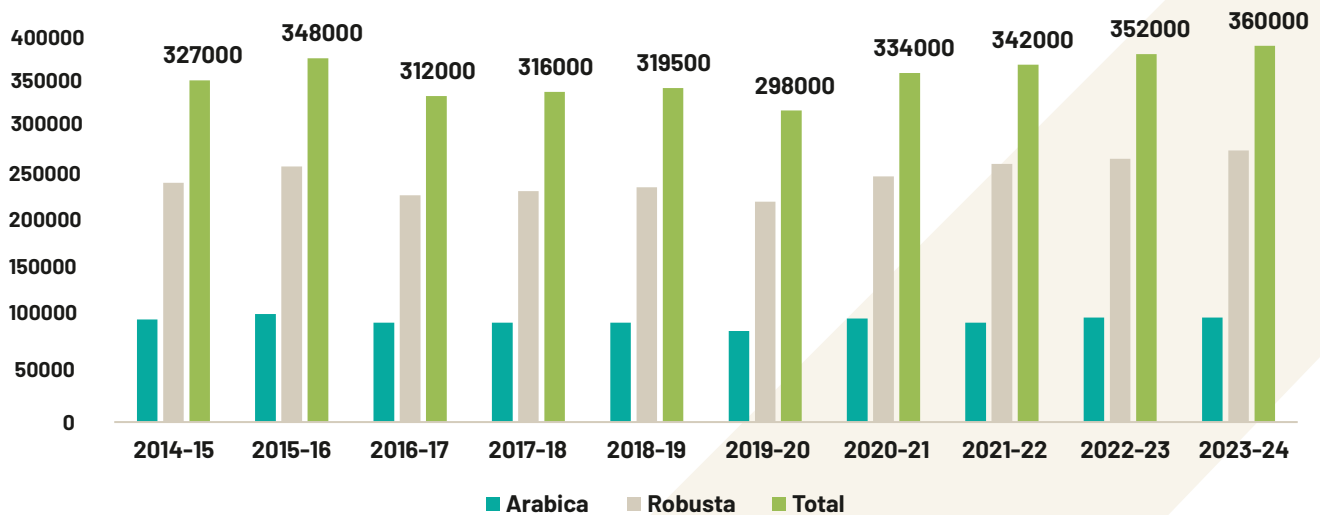
### • Coffee Area

Coffee is cultivated in an area of around 4.80 lakh hectares predominantly in the traditional areas covering the States of Karnataka, Kerala and Tamil Nadu, which contribute to around 97 percent of the total production and also cultivated to some extent in Non-Traditional Areas of Andhra Pradesh and Odisha and to a lesser extent in the North Eastern States with main emphasis on tribal development and afforestation. There are about 4.23 lakh coffee holdings in the country, of which around 4.20 lakh holdings (99%) constitute the small growers category (up to 10 hectares holding) contributing to 75 percent share in area & 70 percent share to production and the rest 1 percent of the total holdings fall under the large grower category with holding size of more than 10 hectares contributing to 25 percent share in area and 30 percent share in production.

### • Coffee Production

The crop estimates for 2023-24 is placed at 3,60,000 tonnes consisting of 1,00,000 tonnes of Arabica and 2,60,000 tonnes of Robusta.

### Coffee Production in India during the last 10 years (tonnes)



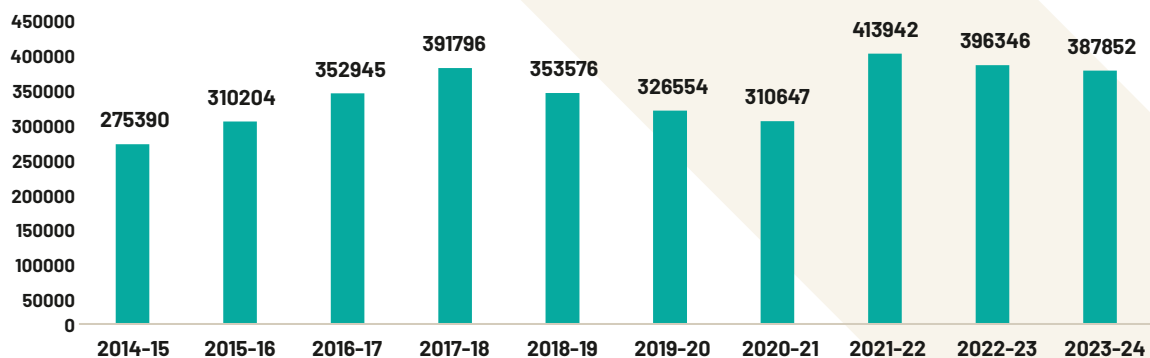
#### • Productivity

The overall productivity of coffee during 2023-24 is 832 kg/ha. The productivity of Arabica is 464 kg/ha and that of Robusta is 1161 kg/ha.

#### • Export of Coffee

During the year 2023-24, India exported about 3,87,852 tonnes of coffee (including re-exports) valued at Rs.10,486 crore equivalent to US\$ 1,286 million as against export of 3,96,346 tonnes of coffee valued at Rs. 8,984 crore equivalent to US\$ 1,146 million during previous year.

### India's Coffee Exports during the last 10 years (tonnes)



#### • Performance of Value-Added Coffee Exports

The export of value-added coffee has recorded significant growth from a level of 85,642 tonnes during the period 2013-14 with the share of about 28 percent in the total coffee exports to 1,48,214 tonnes in 2023-24 with the share of about 38 percent in the total coffee exports. The export of value-added coffee during the period January 2023 to

March 2024 were 1,84,257 tonnes with the share of about 37 percent in the total coffee exports during the same period.

#### • Research Achievement

Leaf sample of three promising Arabica F1 hybrids viz., S. 5059, S.5085, S. 5086 and S. 4202 supplied for large scale multiplication.

Twenty-five Robusta clonal gardens were established at planter's field for the supply of elite Robusta clonal plants to the planters.

New fungicides found effective for the management of coffee leaf rust disease (Cuprofix, Luna Experience, Galileo Way, Glo-It, Bordo Top, Nano Copper + Lime & Nano Copper + Calcicare] and black rot & stalk rot diseases [Galileo Way, Galileo Sensa and Luna Experience, Bounos & Priaxor).

A MoU was signed between Coffee Board and National Remote Sensing Center (NRSC), Hyderabad on 21st July 2023 for the collaborative programme

• **India Coffee App- One Stop Solution to all the Products, Services and Information provided by Coffee Board**

Coffee Board has launched the 'Indian Coffee App' to extend research and development services viz., seed coffee supply, traps, lures and bio-control agents to combat the coffee pests, customized advisories, soil sample analysis and distribution of soil health cards, digital agricultural extension services, export facilitation, quality analysis etc., to all the stakeholders in the coffee sector. The 'India Coffee App' is one stop solution to avail all the products and services of the Coffee Board by the Stakeholders on real time basis.

• **Export Promotion**

Coffee Board has involved in organizing 'VIKRAYAM' incubation Programme to create a platform for the Coffee growers and entrepreneurs for the direct exports without many intermediaries.

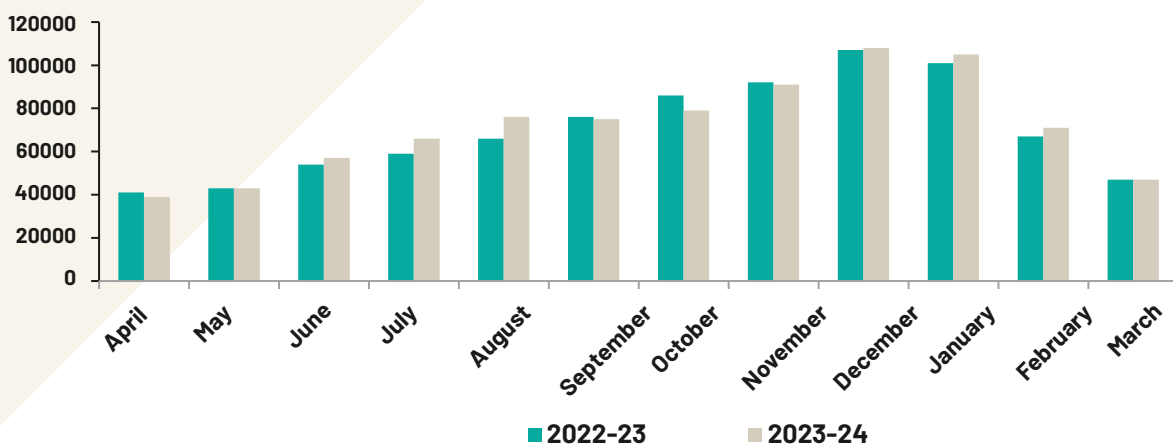
• **5th World Coffee Conference**

Coffee Board organized 5th World Coffee Conference and Expo-2023 with the theme "Sustainability through circular economy and regenerative agriculture" during the month of September 2023 in Bengaluru. The Conference was attended by 2609 delegates including 323 international delegates. There were 253 exhibitors. More than 18000 business visitors participated in the event. 347 B2B meetings were organized during the event. National Barista Championship, Women Stars Brewer Skills Championship, 1st National Latte Art Championship, 1st National Filter Coffee Championship were also organized during the 5th World Coffee Conference and Expo-2023.

**(C) Natural Rubber (NR) Sector**

- The country's total area under rubber cultivation expanded to 8,89,000 ha during 2023-24 from 8,50,000 ha an year ago. The extent of tapped area increased to 5,77,300 ha in 2023-24 from 5,66,300 ha in 2022-23 and the share of tapped area in the total tappable area had increased to 77 percent in 2023-24 from 76.2 percent in 2022-23. The average yield, measured in terms of production per hectare of tapped area increased to 1,485 kg/ha in 2023-24 from 1,482 kg/ha in the previous year.
- The country produced 857,000 tonne of NR during 2023-24 compared to 8,39,000 tonne during 2022-23, recording a positive growth of 2.1 percent compared to a significant growth of 8.3 percent registered a year ago.

**Monthly Production of NR (Tonne)**



Source: Rubber Board of India

- The domestic NR consumption during 2023-24 increased by 4.9 percent to 14,16,000 tonne from the 13,50,000 tonne consumed during 2022-23. The auto tyre sector registered 0.5 percent growth during 2023-24 as against 4.8 percent recorded during 2022-23 and the general rubber goods sector registered 15.4 percent growth during 2023-24 compared to 20.4 percent recorded during 2022-23.

### Monthly Consumption of NR (Tonne)



Source: Rubber Board of India

- As per data available from the Directorate General of Commercial Intelligence & Statistics (DGCI&S), the import of NR during 2023-24 decreased by 6.8 percent to 4,92,682 tonne from 5,28,677 tonne imported during 2022-23.
- The volume of NR exports from the country increased to 4,199 tonne in 2023-24 from 3,700 tonne in 2022-23. The country exported 7.6 percent Ribbed Smoked Sheet (RSS), 17.5 percent latex concentrates and 73.4 percent Technically Specified Rubber (TSR) in 2023-24 and the main destination country is Sri Lanka. Export of NR during the year 2023-24 is valued at Rs 55.1 crore.
- Collaborative INROAD Project:** Under the INROAD Project, which envisages to bring 200,000 ha under rubber cultivation in the North-East region in a span of five years from 2021-22 to 2025-26 with a contribution of Rs.1000 crore from major tyre companies, represented by Automotive Tyre Manufacturers Association (ATMA), planting has been completed in an area of 69,307 ha. With this, Rubber Board achieved rubber planting in 43,502.94 hectares during 2023 benefitting over 50,000 small and marginal growers mostly belonging to North-eastern region. It is the largest of area brought under rubber cultivation in one year.
- Collaborative NEC project:** The financial approval of Rs. 6.54 crore from the North Eastern Council (NEC) for the convergence of INROAD planting is a significant milestone in the initiative to promote the convergence with rubber plantation development activities in the North Eastern states.
- RUBEXT App:** The Rubber Board has developed an app 'RUBEXT' for geo spatial mapping of rubber producing nurseries and planting sites.
- Rubber Research Institute of India in collaboration with Digital University of Kerala has developed a mobile app (CRISP- Comprehensive Rubber Information System Platform) comprising the entire aspects of rubber cultivation for the traditional area.
- RRII developed the Butt plate for Trichy Assault Rifle, for the ordnance factory Tiruchirappalli and the know-how transfer of the same was carried out.

- A research project for Rs. 1.62 crore was approved for funding from Indo-French Centre for the Promotion of Advanced Research (CEFIPRA) for a period of three years(2023-2026). The Project is titled “Dissecting the complex plant-pathogen interaction network through a multi-omics integrative approach to understand the Corynespora Leaf Fall disease development in rubber and identify candidate genes for molecular breeding”. As a component of the Indo French Project, a Student Training Programme titled “Using omics approaches to decipher plant metabolism and evolutionary history” was organized for three days (20th-22nd March 2024). Twenty selected masters and doctoral students were the participants.
- Two research papers of RRII scientists (Economics and Climate change sessions) bagged the best paper awards in the 25th National Symposium on Plantation Crops (PLACROSYMXXV) held during 12th-14th December 2023 at Indian Institute of Palm Oil Research, Eluru, Andhra Pradesh.
- RRII Launched two WebGIS portals on 1) Vulnerability of rubber plantations in Kerala to floods and 2) Landslide susceptibility of rubber plantations in Meghalaya. A book on 'Rubber plantations in landslide vulnerable areas of Kerala and Meghalaya delineated through Remote Sensing and GIS' was also released.
- **E-Trade Platform for rubber 'mRube'**: There are 1,955 registrations and 24,487 tonne of NR worth Rs. 332.81 crore was traded through the platform upto March 2024.
- India hosted the annual meetings of Association of Natural Rubber Producing Countries (ANRPC)2023 as a side event during G20 presidency from 9th-13th October 2023 at Guwahati, Assam. 13th Annual Rubber Conference held on 9th October 2023 under the theme “Natural Rubber Industry: Challenges and Policy Options in the 21st Century” was attended by 222 delegates including 29 international delegates.
- India Rubber Meet 2024 (IRM 2024): The seventh edition of the biennial event, was held at Guwahati, Assam on 23rd and 24th February 2024 organized by the Rubber Board in partnership with stakeholder associations in rubber and related sectors. The theme

of India Rubber Meet 2024 was “Natural Rubber - Changing Landscape Emerging Trends and Insights for Tomorrow”. The Meet was attended by around 500 delegates representing stakeholders from rubber sector.

- Rubber Board celebrated Platinum Jubilee of the Rubber Act on 18th April 2023 in a public function at Kottayam. As Chief Guest, Shri Piyush Goyal, Hon'ble CIM delivered a video recorded speech. Chief Ministers of Kerala, Tripura and Assam felicitated the Board on the occasion. As part of this event, three days Exhibition was arranged for the public focussing major features/achievements in NR sector.

#### (D) Spices Sector

- India is a leading producer, exporter and consumer of spices in the world and exports spices and spice products to more than 180 countries.
- During 2023-24, India exported 15,39,692 MT of spices and spice products valued at Rs. 36,958.80 crore (US\$ 4,464.17 million) as compared to 14,04,357 MT valued at Rs. 31,761.38 crore (US\$ 3,952.60 million) during 2022-23, registering an increase of 9 percent in volume, 16 percent in rupee terms and 12 percent in dollar terms of value.
- During 2023-24, the major export destinations (percentage share of value) for Indian spices are China (21%), USA (14%), Bangladesh (8%), UAE (7%), Thailand (4%), Malaysia (4%), Indonesia (3%), Sri Lanka (3%), UK (3%), Saudi Arabia (2%), Germany (2%), Netherlands (2%), Canada (2%) Nepal (2%) etc., which together contributed to more than 80 percent of the export earnings from spices.
- The final estimate for production of Cardamom (Small) in India during crop year 2023-24 is 25230 MT with an average productivity of 521.33 kgs/ha registering an increase of 3.14 percent in production & 1.5 percent in productivity, over the previous year. The final estimate for production of Cardamom (Large) during the crop year 2023-24 is 9288 MT with an average productivity of 288.44 kgs/ha and an increase of 2.36 percent in production and around 1 percent in productivity over the previous year.

Item	Production of Small & Large Cardamom (in MT)		
	2022-23	2023-24	Percentage (%) Change
Small Cardamom	24463	25230	3.14
Large Cardamom	9074	9288	2.36

- The 14th World Spice Congress (WSC) was organized at CIDCO Exhibition and Convention Centre, Navi Mumbai, Maharashtra, India from 15th-17th September 2023 under the leadership of Spices Board, Ministry of Commerce and Industry, Government of India as side event of India's G20 presidency, with support from various trade and export forums. The theme of 14th Edition of WSC was - Vision 2030: SPICES- Sustainability, Productivity, Innovation, Collaboration, Excellence & Safety. The WSC showcased the strength of the Indian spices sector, in addition to providing an exclusive B2B platform for around 750 domestic and 81 international delegates and 136 exhibitors, for building and strengthening market linkages.
- The 7th Session of Codex Committee of Spices and Culinary Herbs (CCSCH7) was organized by Spices Board from 29th January 2024 to 2nd February 2024 at Kochi with participation of 109 delegates from 31 countries. CCSCH 7 finalized quality standards for 5 spices, namely small cardamom, turmeric, juniper berry, allspice and star anise.
- A superior quality cardamom clone (MCC 594) developed by Indian Cardamom Research Institute (ICRI), through natural selection, genetic upgradation and evaluation has been registered with ICAR-NBPGR, New Delhi.
- A Quality Evaluation Laboratory for testing the pesticide load in cardamom at farm gate level was inaugurated at ICRI Myladumpara on 31st January 2024 by Shri Amardeep Singh Bhatia IAS, Chairman Spices Board and Additional Secretary, Ministry of Commerce & Industry.
- Regulating the production and curing of Virginia Tobacco with regard to the demand in India and abroad.
- Propagating information useful to the growers, dealers and exporters (including packers) of Virginia tobacco and manufacturers of tobacco products and others concerned.
- Promoting tobacco grading at the level of growers.
- Establishment of auction platforms for sale of Virginia tobacco by registered growers and functioning as an auctioneer at auction platforms.
- Maintenance and improvement of existing markets and development of new markets outside India.
- Keeping constant watch/monitoring of the Virginia tobacco market, both in India and abroad and ensuring fair and remunerative price to the growers.
- Purchasing Virginia tobacco from the growers when the same is considered necessary or expedient for protecting the interest of growers with the prior approval of the Government of India.

#### (i) Regulating the production of FCV Tobacco

According to Section 8(2)(a) of the Tobacco Board Act, one of the important functions of the Tobacco Board is regulation of Production and curing of FCV tobacco having regard to the demand for tobacco in India and abroad. This objective is being achieved through Crop Planning and fixing crop size of FCV tobacco for Andhra Pradesh and Karnataka separately every year and by registering Commercial nurserymen, tobacco growers and barn operators.

#### (ii) FCV Tobacco Production in India

FCV tobacco production in the last ten years had been fluctuating from year to year. These fluctuations reflect weather impacts on yield as well as market dynamics in terms of price elasticity of supply and the crop regulation done by Tobacco Board. FCV tobacco production has registered a Compound Annual Growth Rate (CAGR) of (-)2.67 percent during the period 2013-14 to 2022-23.

The FCV tobacco was cultivated in about 1,62,716 hectares during 2023-24 crop season. The production of FCV tobacco in 2023-24 in Karnataka is 88.86 million kg as against 59.98 million kg produced during last year. In Andhra Pradesh the production is estimated at 205.50 million kgs for 2023-24 crop season as against 181.02 million kgs crop produced during 2022-23 crop season.

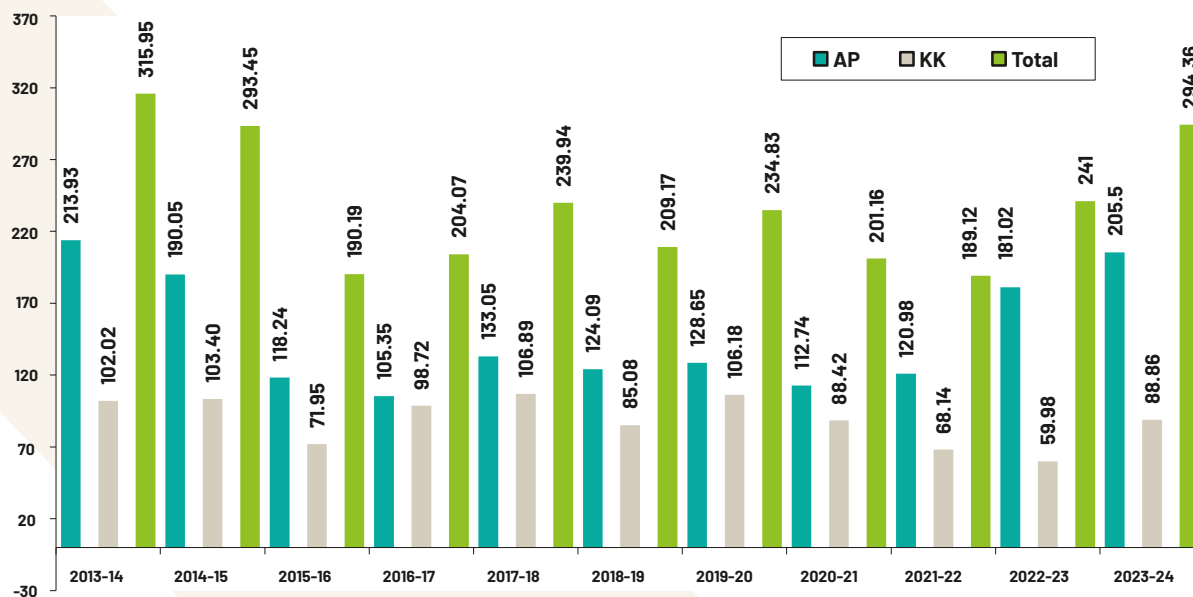
## 2. TOBACCO BOARD

Tobacco is an important commercial crop grown in India. In order to regulate production, promote overseas marketing and control recurring instances of imbalances in supply and demand, the Tobacco Board was established on 1st January 1976 by the Government of India under the Tobacco Board Act of 1975.

The headquarters of Tobacco Board is at Guntur in Andhra Pradesh and is headed by a non-executive Chairman appointed by Central Government. The Tobacco Board Act, 1975 aims at planned development of tobacco industry in the country. The various activities of the Board outlined in the Act for the promotion of the industry are:

### FCV Tobacco Production in Andhra Pradesh & Karnataka States since 2013-14 Crop Season

(Value in million kg)



Source: Tobacco Board

### (iii) FCV Crop Production Policy for 2024-25 in Karnataka and 2023-24 in Andhra Pradesh Crop Season

The State wise crop size fixed during 2024-25 crop season in Karnataka and 2023-24 crop season in

Andhra Pradesh in comparison with last crop season is as follows:

(Crop size in mkg)

Crop season	Andhra Pradesh	Karnataka	Total
2024-25	Will be fixed crop size in the month of July 2024	100.00	
2023-24	142.00	100.00	242.00
2022-23	142.00	100.00	242.00

### (iv) Extension & Development Activities

Tobacco Board implements various extension and developmental schemes for improving productivity and quality of Indian FCV tobacco to make it competitive in the international market. Tobacco Board extends subsidy to the registered FCV tobacco growers under its various schemes to encourage the growers to adopt new and improved package of practices. Tobacco Board provides a comprehensive package of support and extension services to growers using a wide network of qualified and trained field staff, in collaboration with ICAR-Central Tobacco Research Institute (CTRI), National Institute of Plant Health Management (NIPHM) and Research and Development wings of tobacco companies.

- A total of 15,716.50 Kgs of approved varieties of seed supply was arranged by Board through ICAR-CTRI,

Rajahmundry and ITC Research Division, to FCV tobacco growers in Andhra Pradesh and Karnataka during 2023-24 crop season.

- An alternative procedure for procurement and distribution of fertilizers through Committee of Farmers is implemented during 2023-24 crop season in Karnataka and Andhra Pradesh successfully as was done in last year. A quantity of 37,595.975 MT of fertilizer was distributed to growers.
- In Karnataka and Andhra Pradesh 62,735 kgs of green manure were supplied to growers for enrichment of soil health which would facilitate the growers in reducing the chemical fertilizers usage and quality improvement of crop. Tobacco Board is extending a subsidy of Rs. 200/- per barn/grower to the growers of Andhra Pradesh and Karnataka States who were

supplied with green manure seed through Board for the promotion of this soil fertility initiative.

- During the celebration of Yeruvaka Pournami 88 growers were supplied with Navadhanyalu (mixed pulses, oils seeds, vegetable seeds and grains) and an amount of Rs. 0.88 lakh was incurred.
- Tobacco Board has organized the supply of 18.17 lakh of nursery trays to the registered FCV tobacco growers in Karnataka and Andhra Pradesh at subsidized cost by extending an amount of Rs. 68.44 lakh towards subsidy covering 6948 registered growers.
- Board has Supplied 10,285 No. of Pheromone traps along with lures to 620 registered FCV tobacco growers by extending an amount of Rs. 1.84 lakh towards subsidy and 8,716 No. of yellow sticky traps to 663 registered FCV tobacco growers by extending an amount of Rs. 0.53 lakh towards subsidy to the growers of Karnataka and Andhra Pradesh to monitor the pest population and thereby reduce the application of Crop Protection Agents.
- Board has supplied 988 litres of KRB Bio-Fertilizer (Potassium Releasing Bacteria) to the growers of Karnataka and Andhra Pradesh and an amount of Rs. 1.98 lakh was incurred. This initiative was taken to reduce the usage of SOP fertilizers which is a key leaf quality promoting measure in FCV tobacco.
- Board has procured 502 kgs of Bajra (@ Rs. 48/- per kg) and 566 kgs of Jowar (@ Rs. 53/- per kg) seeds from Karnataka State Seed Corporation Limited (KSSC Ltd), Bengaluru and were supplied to FCV tobacco growers in Karnataka by extending subsidy amount of Rs. 0.54 lakh for planting as border crop on the field bunds of FCV tobacco fields, which could serve as a preventive measure for sucking pests attack under IPM measures.
- To reduce the incidence of soil born diseases in FCV tobacco as a biological control measure, the Tobacco Board has supplied 3421.68 litres of Bio Pesticides (Trichoderma Harzianum and Pseudomonas Fluorescens) to registered growers in Karnataka and Andhra Pradesh by procuring from NIPHM, Hyderabad and an amount of Rs. 3.78 lakh was incurred.
- Board has procured 11,17,500 No. of Marigold seedlings @ Rs. 0.75/- per seedling amounting of Rs. 8.38 lakh from CTRI Research stations, Hunsur, Kandukur and Jeelugumilli and supplied to the growers of Karnataka and Andhra Pradesh to raise as a trap crop in FCV tobacco crop as a measure of IPM practices.
- As a part of monitoring of quality of FCV tobacco produced by growers a total of 597 leaf samples were tested for chemical and pesticide residues at CTRI, Rajahmundry, NIPHM, Hyderabad and Eurofins Laboratory, Bengaluru and an expenditure of an amount of Rs. 33.54 lakh was incurred.
- Under transfer of information 34,000 No. of Pamphlets have been printed and distributed to FCV tobacco growers containing advantages of green manure crop, management of Oribanche parasite and production of clean tobacco free from Non-Tobacco Related Material (NTRM) and an amount of Rs. 0.87 lakh was incurred for this printing of IEC material.
- Cash incentives has been awarded to 20 growers of Karnataka and Andhra Pradesh for an amount of Rs. 1.00 lakh who cultivated their tobacco under on farm trials scheme by adopting Natural Farming methods, Varietal trials and use of Bio fertilizers (KRB).
- An amount of Rs. 4.56 lakh (80 percent) was released to ICAR-CTRI as a financial support for the project entitled "Evaluation of Bio-consortia for nutrient supplementation, nematode/ disease control for enhancing productivity and quality of FCV tobacco in Karnataka region.
- An amount of Rs. 2.09 lakh were spent on the fabrication of Leaf holding clipped spike rod which is developed by Tobacco Board for tobacco curing to reduce the manual labour and the project was awarded to CTRI for further evaluation to test the efficacy of the spike rod, leaf quality and reduction of labour component in tobacco curing process.
- Four workshops on Good Agricultural Practices have been conducted to the 736 FCV tobacco growers in Karnataka and Andhra Pradesh by meeting an expenditure of Rs. 2.41 lakh.
- 156 training programmes related to nursery management to Post Harvest Product Management (PHPM) were conducted with the help of CTRI Scientists, trade research personnel in all Auction platforms of Karnataka and Andhra Pradesh by meeting an expenditure of Rs. 5.18 lakh.
- Tobacco Board has organized training programmes to growers and field staff by Scientists from CTRI & NIPHM and an amount of Rs. 8.27 lakh was incurred.
- An amount of Rs. 0.21 lakh was incurred by organising

One interactive session by Tobacco Board at ICAR-CTRI, Rajahmundry on "Soil fertility and health, fertilizer recommendation in relation to the soil fertility status" where in growers from all soil regions of Andhra Pradesh and CTRI Scientists were participated in deliberations.

#### **(v) Tobacco Auctions**

The Auction system for sale of FCV tobacco was introduced for the first time in Karnataka in 1984 followed by Andhra Pradesh in 1985.

#### **(vi) Progress made during 2023-24**

- During 2022-23, a total quantity of 174.33 million kg of FCV tobacco crop was marketed at an average price of Rs. 229.45 per kg in Andhra Pradesh.
- During 2023-24, a total volume of 88.86 million kg of FCV tobacco crop was marketed at an average price of Rs. 257.46 per kg in Karnataka.

#### **(vii) Growers Welfare Fund Initiatives**

Tobacco Board is undertaking various welfare measures, to ensure overall welfare of around 76,600 Tobacco Growers and their families in the States of Andhra Pradesh, Karnataka, Telangana & Odisha by establishing 'Tobacco Board's Growers' Welfare Schemes' in 2009-10 with the approval of Department of Commerce, Ministry of Commerce & Industry, Government of India.

The Welfare Scheme provides financial assistance in the form of Death Grants to the nominees of deceased growers for natural and accidental deaths and interest Free Loans to active members in welfare scheme for Daughter's Marriage, Children Education, Treatment for major illness/Accident cases which requires surgery and Repairs to barns damaged due to Natural Calamities/Fire Accidents. Since the inception of the scheme, Tobacco Board had provided financial relief of Rs. 82.96 crore to 21,760 members in terms of Grants and Loans so far (Grants of Rs. 68.76 crore to 16,730 members and Interest free loans of Rs. 14.20 crore to 5,030 growers) up to 31st March 2024.

During 2023-24, an amount of Rs. 5.73 crore was disbursed in the form of Grants and Rs. 0.81 crore in the form of Interest Free Loans, totaling to Rs. 6.54 crore and an amount of Rs. 3.47 crore was sanctioned as Special Interest Free Crop Damage Loan to 3470 growers members of Andhra Pradesh with approval of Department

of Commerce, New Delhi.

#### **(viii) Registration of Traders**

Tobacco Board grants registration to various categories of traders on calendar year basis as per Sections 11-A, 11-B(i) and 12 of Tobacco Board Act, 1975. Tobacco Board grants registration/renewal of registration under different categories viz., Processor of Virginia Tobacco, Manufacturer of Virginia Tobacco, Exporter of Tobacco, Exporter of Tobacco Products, Dealer in Tobacco, Packer of Tobacco and Commercial Grader of Virginia tobacco.

In line with the Government of India's Initiative on "Digital India", Tobacco Board had introduced online system for e-filing of applications for grant of registration/renewal of registration under various categories of traders to provide a transparent and integrated electronic service to the tobacco trade. E-filing of applications has been made mandatory for obtaining registration/renewal of registration by all categories of traders through portal [www.tobaccoboard.in](http://www.tobaccoboard.in). A total of 1,222 traders were granted registration/renewal of registration under various categories for the year 2023 and a total of 970 traders were granted registration/renewal of registration under various categories for the year 2024 as on 31st March 2024.

#### **(ix) Export Performance during 2023-24**

India's exports of unmanufactured tobacco and tobacco products have registered highest ever exports during 2023-24. The exports of tobacco and tobacco products during 2023-24 were 3,15,511.96 M. Tonnes valued at Rs. 12,005.89 crore (US\$ 1,449.54 million) as against the exports of 291181.74 M. Tonnes valued at Rs. 9739.75 crore (US\$ 1213.37 million) exported during 2022-23. During 2023-24, the exports of tobacco and tobacco products have registered a positive growth of 8 percent, 23 percent and 19 percent respectively in terms of quantity, value in rupees and value in US\$ as compared to the exports made during 2022-23.

#### **(x) Export Promotion**

Tobacco Board is participating in the international tobacco exclusive trade fairs and exhibitions for showcasing the Indian tobacco to create brand image for Indian tobacco and promote exports. During the year 2023-24, Tobacco Board has participated in the following international fairs and exhibitions exclusive to tobacco:

- Intertabac/Intersupply 2023, Dortmund, Germany - 14th-16th September 2023.
- World Tobacco Middle East 2023, Dubai, UAE - 27th-

28th November 2023.

#### (xi) Export Facilitation

- Tobacco Board is issuing e-RCMC in digital mode to the eligible exporters on the e-RCMC platform of DGFT at free of cost.
- Tobacco Board is issuing all Preferential Certificates of Origin in digital mode to the registered exporters on the e-CoO platform of DGFT.
- Tobacco Board is also issuing Certificate of Authenticity for export of specified lines of unmanufactured tobacco to European Union member countries. During 2023-24 a total of 815 numbers of Certificates were issued to the eligible exporters.
- Tobacco Board is also one of the Local Authorities authorized for registration of exporters under EU REX system for self-certification of the origin of goods being exported to EU under the GSP scheme. As on 31st March 2024, a total No. of 49 exporters have been registered under EU REX system through Tobacco Board.

#### (xii) Finance & Accounts

##### (a) Tobacco Fund Account

As per section 17(1) of the Act 1975 - There shall be formed a Fund to be called the Tobacco Fund and there shall be credited there to:

- the fees levied and collected under this Act or the rules made there under
- any sums of money paid or any loans granted by the Central Government for the purposes of this Act
- any grant or loans that may be made by any person for the purposes of this Act
- the sums, if any, realized by the Board in carrying out the measures referred to in Section-8

As per Section 17(2) of the Act 1975 - The fund shall be applied for meeting the cost of the measures referred to in section 8, salaries, allowances and other administrative expenses of the Board.

In view of the above, the amounts realized by the Board are credited to the Tobacco Fund account and met the expenditure from this fund account.

##### (b) Internal Resources

- **Grant-In-Aid:** As per section 16 of the Tobacco Board Act 1975, the Central Government may, after due appropriation made by Parliament by law in this behalf, pay to the Board by way of grants or loans such sums of money as the Central Government may think fit for being utilized for the purposes of this Act.
- **Other Receipts:** As per the provisions of the Tobacco Board Act 1975, the major internal resources of the Board are service charges collected from buyers and growers for the services rendered @ 2 percent on the value of tobacco marketed on the auction platforms, registration fees from the growers, dealers, exporters, packers, processors and manufacturers. In addition to the above, the Board realizes the contributions of the sale proceeds on the excess tobacco produced by the registered growers and unauthorized tobacco produced by the unregistered growers as per gazette notification issued by the Central Government from time to time.

The Tobacco Board did not draw any grant from the Central Government since 1991-92 due to the sufficient realization of internal resources by the Board to meet its budgeted expenditure every year.

##### (c) Budget Estimates

As per the provision of rule 21 (1) of the Tobacco Board Rules 1976, the Board shall in each year, prepare Budget Estimates for the ensuing year and Revised Estimates for the current year and shall submit them for the sanction of Central Government on or before such dates as may be fixed by the Government.

The Internal Resources and Expenditure for the years 2022-23 (R.E. & Actual) and 2023-24 (R.E. & Provisional up to March 2024) of the Tobacco Board are as under:

S. No.	Particulars	2022-23		2023-24 (up to March 2024) (Provisional)	
		Revised Estimates	Actual	Revised Estimates	Actual (October 2023)
1	Internal Resources (Receipts)	110.53	124.90	147.19	165.00
2	Expenditure	156.24	104.68	170.57	103.84

#### (d) Accounts and Audit

As per Section 19 of Tobacco Board Act 1975, the Board shall maintain proper accounts and other relevant records and prepare an annual statement of accounts, including the income and expenditure account and the balance sheet in such form as may be prescribed by the Central Government in consultation with the Comptroller and Auditor General of India. The accounts of the Board shall be audited by the Comptroller and Auditor General of India at such intervals as may be specified by him. The accounts of the Board as certified by the Comptroller and Auditor General of India or any other person appointed by him in this behalf together with the audit report thereon shall be forwarded annually to the Central Government and the Government shall cause the same to be laid before each House of Parliament.

The Tobacco Board has incorporated the audit report and certified accounts of the Board for the year 2022-23 in the Annual Report of the Tobacco Board and submitted the same before the Parliament i.e. Lok Sabha on 7th February 2024 and Rajya Sabha on 9th February 2024.

### 3. AGRICULTURAL AND PROCESSED FOOD PRODUCTS EXPORT DEVELOPMENT AUTHORITY (APEDA)

The Agricultural and Processed Food Products Export Development Authority (APEDA) was established by the Government of India under the Agricultural and Processed Food Products Export Development Authority Act passed by the Parliament in December 1985. APEDA is entrusted with the responsibility of export promotion and development across 27 Principal Commodities covering 459 lines at HS6 codes. APEDA is a key player in agricultural exports, currently holding a strong position with a significant contribution of 51 percent to the Agri export basket.

APEDA's global exports have significantly increased over the past three years, rising from US\$ 20.67 billion in 2020-21 to US\$ 26.73 billion in 2022-23, reflecting a Compound Annual Growth Rate (CAGR) of 15 percent. However, in 2023-24, APEDA's global exports stood at US\$ 25.01 billion,

owing to challenging external environment and tight domestic supply conditions of some critical commodities like Non-Basmati Rice, Wheat, Onions etc. Despite these challenges, significant growth was achieved in Major items like Basmati Rice (22%), Buffalo Meat (17%), Misc. Processed items (16%), Fresh Fruits (32%), Cereal Preparations (12%) etc.

Major export destinations for APEDA products in FY24 were Saudi Arabia (7.79%), UAE (7.43%), Vietnam (6.25%), USA (6%) and Iraq (5.65%). While, major commodities were Basmati Rice (23%), non-Basmati Rice (18%), Buffalo Meat (15%), Misc. Processed items (6%) and Fresh Fruits (4.57%).

#### (i) APEDA's e-Governance Initiatives

- To enhance the network security, APEDA implemented NICNET connectivity which was one of the mandatory requirements for implementation of e-office. E-office has now been made functional in the organisation.
- APEDA was earlier managing its own e-mail server in in-house data center. Considering the increase in number of cyber incidents through spam email, ransom attacks etc, APEDA migrated its email service to NIC platform in a more secured environment.
- APEDA implemented NIC SMS and NIC email services in its various online applications to send communication/updates to registered members and stakeholders.
- APEDA enhanced the server resources in NDC cloud data center for smooth functioning of online applications and hassle-free access of online services by stakeholders.

#### (ii) Initiatives for export of Fresh Fruits & Vegetables

##### (a) Trade Initiatives for new products

In order to promote Indian products in international markets, APEDA has initiated number of flag-offs of fresh fruits and vegetables.

S.No	Date	Product	Source	Destination
1	05.04.2023	Coco Nectar	Tamil Nadu	USA
2	06.04.2023	Mangoes	India	JAPAN
3	11.04.2023	Mangoes	India	USA
4	22.04.2023	Kesar Mango	Mumbai Maharashtra	South Korea
5	01.06.2023	Amrapali Mango	Odisha	UAE
6	17.06.2023	Yellow Watermelon	Odisha	UAE
7	19.06.2023	Mallika Mango	Odisha	UAE
8	22.06.2023	Vegal Products	Kochi, Kerala	USA
9	26.06.2023	Green Chilly	Varanasi, Uttar Pradesh	UAE
10	26.06.2023	Mango	Varanasi, Uttar Pradesh	UAE
11	27.06.2023	Pomegranate	Mumbai, Maharashtra	USA
12	07.07.2023	Mix vegetables	Maharashtra	Dubai
13	27.07.2023	Pomegranate	Maharashtra	USA, New York
14	23.08.2023	Kaji lemons, (GI), Coffee Plums, Star fruits, Jackfruits and Pineapples	Guwahati	Singapore
15	22.08.2023	Hog Plum and Cranberry	Varanasi, Uttar Pradesh	UAE
16	28.08.2023	Fresh Potatoes	Aligarh, Uttar Pradesh	Guyana
17	04.09.2023	Banana Plant Derivatives (Flower, Fruit, Leaf)	Varanasi, Uttar Pradesh	UAE
18	08.11.2023	Banana	APEDA, Mumbai	Netherlands
19	15.11.2023	Marigold	Varanasi, Uttar Pradesh	Sharjah
20	20.11.2023	Water Chestnut	Varanasi, Uttar Pradesh	UAE
21	23.11.2023	Cashew nuts	Cuddalore district	Doha, Qatar
22	23.11.2023	Cashew nuts	Cuddalore district	Perak, West Malaysia
23	23.11.2023	Flavoured Cashewnuts (Golden Turmeric, Peri Peri, Sea Salt)	Kollam, Kerala	California, USA
24	23.11.2023	Cashew Nuts	Odisha	Bangladesh
25	01.12.2023	Fresh potatoes	Aligarh, Uttar Pradesh	Guyana
26	15.12.2023	Khasi Mandarin (GI)	Meghalaya	Dubai
27	19.12.2023	Fresh Roses	Varanasi, Uttar Pradesh	UAE
28	20.12.2023	Colocasia	Pakur, Jharkhand	Singapore
29	27.12.2023	Assam Lemon and Flat beans	Assam	London
30	05.01.2024	Pongal Hamper	Tamil Nadu	Abu Dhabi
31	05.01.2024	Lemon, Mango and Mixed pickles	Karnataka	UAE
32	12.01.2024	Fresh vegetables	Uttarakhand	United Kingdom and the Kingdom of Bahrain
33	12.01.2024	Fresh Mix Fruits	Dehradun, Uttarakhand	Bahrain
34	12.01.2024	Fresh Mix Vegetables	Dehradun, Uttarakhand	London
35	30.01.2024	Milletts	Punjab	Australia
36	02.02.2024	Spray Dried Soya Milk Powder	Bhopal, Madhya Pradesh	Oman
37	13.02.2024	Natural Honey	Assam	Dubai
38	17.02.2024	Bananas	Mumbai, Maharashtra	Moscow, Russia
39	28.02.2024	Pomegranate	Mumbai, Maharashtra	USA
40	29.02.2024	Colocasia	Pakur, Jharkhand	Malaysia
41	03.03.2024	Pomegranates	Mumbai, Maharashtra	Los Angeles, USA

### (b) Development of sea protocols for potential products

APEDA has taken a proactive step in developing sea protocols for the export of fresh produce to long distance markets in collaboration with research institutes. The strategic development of protocols tailored for sea transport, aiming to optimize the export process for potential fruits.

#### Banana

- A sea protocol for Banana was developed in collaboration with ICAR-CISH, Lucknow and first trial shipment of bananas were successfully shipped by sea to Netherlands in 24 days.
- With the success of static trial of 60 days of Pomegranate in collaboration with ICAR-NRCP, 1st trial shipment of pomegranates was successfully shipped to USA retaining good quality of the produce.
- APEDA in collaboration with ICAR-CISH, Lucknow and APEDA registered Member exporter has initiated for a trial shipment of Banana to Russia in the month of May/June.

#### Mangoes

- APEDA in collaboration with ICAR-CISH Lucknow is developing sea protocol for export of Mangoes to far away markets. India is trying to reach UK, Japan, Russia, USA, and other markets via sea.
- Trial shipment of Banganapalli from Southern India to UK/Russia (May-June)
- Trial shipment of Kesar from Western India to Japan (May)
- Trial shipment of Dashehari and Chausa from Northern India to Russia (June)
- Two Static trials of Chausa and Banganapalli for USA (May-June)

#### Oranges

- APEDA in collaboration with ICAR-CCRI has initiated developing the Sea protocol for export of Oranges to Gulf Countries.

#### Ginger

- APEDA in collaboration with Assam Agriculture University and APEDA registered Member exporter has initiated for developing the Sea protocol for export of ginger from Northeastern Region to UK.

### (c) Pre-clearance programs for various fruits and vegetables

- APEDA has signed the Preclearance Cooperator Payment Plan (PCPP) with USDA APHIS to coordinate for the preclearance programme of mango and pomegranate for export to USA for FY 2024, as part of operational working plan between NPPO India and USDA APHIS at four approved irradiation facilities at Vashi, Nashik, Ahmedabad and Bangalore.
- For exports of mango to South Korea, APEDA facilitated visit of South Korean inspectors at three VHT facilities, at Tirupati, Dadri and Mumbai for oversight programme.
- For mango exports to Japan, APEDA facilitated deputation of Japanese Inspectors for approval of two new VHT, in addition to one already approved facility for continuity of export from total eight VHT facilities.
- During the India-Australia bilateral discussion on 14th February 2024; the SOP for export of Pomegranate has been finalized with irradiation treatment. In addition, the in-transit treatment for export of grapes to Australia was also agreed upon by Australian NPPO.

### (d) Trade Initiatives for export

- APEDA coordinated with DPPQS and participated in organizing Asia and Pacific Plant protection Commission (APPPC) Workshop on systems approach for the management of fruit flies on mango during 19th-23rd June 2023 in Mumbai.
- APEDA organized few meetings with EXIM Bank for developing an export promotional strategy for products of Ladakh by investing in smarter value chains, improving access to technology and international markets, provision of high-tech infrastructure and biotechnology that can shape and revolutionize the agriculture sector in Ladakh.
- A meeting was held with Central Citrus Research Institute, CCRI, Nagpur on 2nd January 2024, regarding organizing a training program on advanced production and post-harvest technologies for boosting citrus Export.

### (e) MoUs with research institutes

- APEDA signed MoU with CISH, Lucknow in April 2024 for standardizing and validating export SEA protocols for involving mite wash and fruit wash technology to

increase the export volume of mango from India and to enhance skills and knowledge among farmers and other stakeholders on new innovative technologies on pre and post-harvest management to produce export quality mangoes.

- APEDA signed MoU with NIPHM Hyderabad on development of protocol for Hot Water Immersion Treatment (HWIT) of chillies in May 2023. NIPHM started first trial run on HWIT of chillies at APEDA registered packhouse in December 2023.

#### **(f) Sensitization and capacity building programs**

- A meeting was held with the exporters of fresh vegetables to EU countries regarding raising the concern of increasing rapid alerts of fresh vegetables particularly Okra, Green chili, drumsticks, and yard long beans. A meeting was organized with the pomegranate exporters pertaining to Pomegranate export season 2024 to USA during which the exporters were sensitized about the details regarding recent trail shipment to US and the protocols to be followed while exporting pomegranate to USA.
- A meeting was organized with the fresh fruits & vegetables and cereal exporters pertaining to EU's notification to ban Mancozeb in Indian produce.
- A meeting was organized with exporters regarding export of mangoes to South Korea during which the issues raised by South Korean inspectors regarding the preclearance program was highlighted.

#### **(g) Mango promotion Programmes**

APEDA in coordination with various Indian Embassies organized mango promotion programs in Al-Jazeera, Bahrain, in June 2023, Moscow in July 2023, Kabul in June 2023, Brussels in June 2023, San Francisco in July 2023 (75 varieties were showcased), Kaula Lumpur in May 2023, Seoul in June 2023 to promote Indian Mangoes.

#### **(h) Market Access Gained**

APEDA achieved success in market access for pomegranate arils to New Zealand.

#### **(i) Pack House Recognition and Traceability portal**

- 63 pack houses were awarded Pack house Recognition certificate during January 2023-March 2024.

- APEDA has approved 32 Grape pack house and its orchards and added list of 20 new pack houses and its orchards for approval by GACC for the season 2024 to China. GACC has approved 52 pack houses and orchards for the season 2024 for exports of grapes from India to China.
- For enhancing the trade and export statistics of fruits and vegetables, baby corn variety has been added in Horti Net portal.

#### **(iii) Initiatives for export of Livestock Products**

- In order to facilitate export of dairy products from India to Russia, Federal Service for Veterinary and Phytosanitary Surveillance (FSVPS), Russia approved two dairy establishments i.e., M/s Schieber Dynamix Dairies Ltd and M/s Parag Foods Pvt. Ltd. since 17th April 2023.
- To tap the advantage of the opportunity for export of table eggs to Sri Lanka, APEDA in association with Department of Animal Husbandry & Dairying facilitated poultry exporters to send eggs from India to Sri Lanka. Initially Sri Lankan side accepted the eggs only from HPAI free compartments but after deliberations they started importing eggs from other poultry establishment having stringent bio-security measures in place. During March 2023 to February 2024, 175.86 million numbers of table eggs have been exported to Sri Lanka with net value of 105.51 crore.
- A delegation from Department of Veterinary Service (DVS), Malaysia visited India from 29th April to 13th May 2023 for inspection of meat processing establishments in India for export of frozen buffalo meat and offals to Malaysia. With the support and facilitation of APEDA, Malaysian delegation visited 16 meat processing plants out of which approval has been granted for 10 meat processing units for exporting meat and offals and 1 meat plant has been kept pending for approval subject to submission of verification report towards Non-Compliance observed by DVS, Malaysia.
- In pursuance to due follow up, Iran Veterinary Organization (IVO), Iran approved 8 Indian Meat Establishments for export of frozen boneless buffalo meat for Human Consumption w.e.f. 11th November 2023.

#### (iv) Indian Conformity Assessment (i-CAS) for Halal Products

- For streamlining of Halal Certification Process for Meat and Meat Products and to bring it under the regulatory framework, APEDA jointly with National Accreditation Board for Certification Bodies (NABCB) developed the India Conformity Assessment (i-CAS) Halal scheme. The scheme has been developed in accordance with international standards (ISO) so that the certification under the scheme is harmonized with international requirements and practices and allowing it to be benchmarked with other reputed global schemes. The guidelines cover the procedure for accreditation of Halal Certification Bodies (CBs), Certification of Halal operators and export of Halal products.
- The scheme has been notified by the Government of India on 6th April 2023 vide DGFT Notification No.03/2023, and thereby introducing a standardized Halal certification standard for exports of meat and meat products from the country. A transition period of 6 months was initially given to the Certification bodies to obtain accreditation from NABCB for i-CAS Halal. The time period for accreditation has been further extended to 5th July 2024, to allow smooth transition of trade, to the new system.
- As on date, four Certification Bodies who have been already operating in the country as per importing countries Halal Regulations have been accredited by NABCB under i-CAS enabling certification activities in the country. The accreditation of four more Certification Bodies is under process by following the laid down criteria and requirements.

#### (v) Initiatives for Export of GI Products

- In April 2023, Alphonso and Kesar mangoes were exported to the USA from Maharashtra.
- In June 2023, GI-tagged Banaras Langda Mango were flagged off from Varanasi, Uttar Pradesh to UAE.

- Mango Season first consignment of GI tagged Zardalu mango was exported from Bhagalpur, Bihar to Dubai, UAE on 8th June 2023.
- APEDA has participated in India GI Fair - 2023 which was organized by Export promotion council of handicraft (EPCH) on 20th-24th July 2023, in which exporters of Makhana (fox nut), Kashmir, Kalanamak rice were facilitated. Agricultural GI products were displayed in APEDA pavilion at India expo mart, Greater Noida, Uttar Pradesh.
- APEDA in collaboration with Assam Government facilitated GI tagged Assam Lemon (Kaji Nemu) from Tinsukia district of Assam to London, UK on 27th December 2023.

#### (vi) Initiatives for Quality Development

##### (a) Laboratory and Food Safety Ecosystem

- APEDA authorizes laboratories having ISO 17025 accreditation granted by NABL. In addition, product specific authorization is granted for the purpose of food safety and monitoring of food products being exported from India.
- APEDA has been granting assistance to National Referral Laboratory (NRL) at NRC Grapes Pune for upgradation of NRL to monitor the products of plant origins such as Fresh Fruits and Vegetables, organic and Peanuts.
- Coordination with NRL for Grapes Proficiency Test (PT) results and PT programme for Organic products to include more laboratories for organic, peanut, and grapes.
- APEDA coordinates with Central Government Organizations, State Governments and State Agricultural Universities for expansion of laboratory ecosystem by upgrading them.

Details of the laboratories authorized by APEDA are as follows:

Laboratory	No. of Labs
General	142
Organic	75
GrapeNet	43
Peanut	28
Cereals	56
Chili and Okra	30

### **(b) HACCP implementation and certification agencies**

Five implementation and twelve certification agencies have been recognized to provide implementation and certification services to the food manufacturing units for HACCP, ISO-22000, ISO-9001, BRC and GAP.

#### **(c) Online monitoring of pesticides and aflatoxins**

- The Procedure for export of Grapes for control of residues of agrochemicals was revised for implementation to ensure importing country's requirements based on consultation with various stakeholders and the MRL set by EU.
- The Peanut traceability system was aligned with the existing aflatoxin monitoring system based on the laboratory ecosystem.

#### **(d) Monitoring of rapid alerts, rejections, complaints due to food safety non-compliances**

- A process of monitoring rapid alerts, rejections, and complaints due to food safety non-compliances has been established with corrective and preventive action to be introduced by the food business operators.
- Quality division monitored 127 export rejections, rapid alerts, complaints (from EU) and non-compliances from different countries other than the EU like Indonesia, the Philippines, Thailand, Singapore etc. pertaining to various divisions like Cereal, Organic, fresh fruits and vegetables, Processed foods and provided technical assessment to minimize export rejections and rapid alerts.

#### **(e) Development of GAP and food safety standards**

- The importing countries insist on compliance with Agricultural Practices (GAP), farm labor welfare, protection of the environment and animal welfare measures before allowing import of agricultural and food products.
- In 2023, benchmarking of IndGAP has been achieved for Global GAP for fresh fruits and vegetables.

#### **(f) Capacity Building and trainings**

- APEDA across the country has conducted 260 training /outreach programmes in which around 2700 beneficiaries were benefitted, which includes Farmers, FPOs, Entrepreneurs, Startups and other Agri-export stakeholders.

### **(g) Participation in Codex meetings and standard setting**

Indian delegation participated at the 17th Session of Codex Committee on Contaminants in Foods (CCCF17) during 15th-19th April 2024 in Panama City, Panama. As Chair of the Electronic Working Group, APEDA presented the work on setting up of Maximum Level for Aflatoxin in Ready-to-Eat Peanuts, which has been adopted and agreed to proceed for next phase, which will be co-chaired by USA with India.

#### **(h) Review of WTO notifications**

Quality division reviews the WTO Notifications related to the Regulations/Standards set by the importing countries on the levels of residues, mycotoxins, and other contaminants in food for import in the respective country. The Notifications wherein the export from India if found to be affected is taken up with SPS Division at Department of Commerce (DoC).

#### **(i) Financial Assistance for Upgradation of Laboratories**

- APEDA provides financial assistance to its authorized laboratories for upgradation and strengthening of laboratory infrastructure for export certification as well as registered exporters for in-house laboratory equipment.
- IPA was issued for 06 Nos. of applications pertaining to quality components of FAS of which five were issued to various exporters and one for a lab.

#### **(vii) Initiatives for export for processed food Products**

- APEDA's persistent efforts resulted in cashew being designated as an APEDA scheduled product. This prompted a series of stakeholder meetings to address challenges and enhance cashew exports. Furthermore, stakeholders are being engaged in discussions regarding the promotion of cashew exports. Additionally, National Cashew Day was celebrated in the respective cashew cluster on 23rd November 2023. During the events, three flags off cashew were organized as follows:
  - Orissa: First time Export of Cashew from Orissa to Bangladesh by Road (2 MT)
  - Chennai: Export of Cashew from Chennai to Qatar by Seashipment (15 MT)
  - Export of Cashew from Chennai to Malaysia by Sea shipment (15.87 MT)

Kerala: Export of Cashew from Kollam, Kerala to USA by Air (1,44,000 retail packs with total quantity is 3 MT)

Additionally, APEDA organized stakeholder interaction during this period.

- On 22nd June 2023, M/s. Wakao Foods dispatched a full container of nine varieties of jackfruit products from Kochi to the USA, marking a significant move in India's burgeoning market for plant-based meat alternatives. The shipment included Raw Jack, BBQ Jack, Indian Gravy, Continental Jack burger patties, Jack Supreme burger patties, American Herbs sausages, Hot and Spicy sausages, and Teriyaki Jack.
- On 4th March 2024, APEDA organized a hybrid meeting with alcoholic beverage stakeholders. The focus was on boosting Indian alcoholic beverage exports through collaborative efforts, with an emphasis on maintaining product quality to enhance international competitiveness.
- APEDA has promoted the Alcoholic beverages sector extensively at various international events and trade fairs, such as AAHAAR, World Food India, Indus Foods, SIAL, IFE 2024 and others. Recently, APEDA participated in the "International Food and Beverage Exhibition (IFE)" which took place in London from 25th-27th March 2024. APEDA promoted Indian alcoholic beverages such Indian Single Malt Whisky, Indian Rum, GIN, Pomegranates Wines and snacks food during the event.
- APEDA, a key facilitator and promoter of agricultural and processed food exports, participated in the 79th Annual Conference and National Seminar of AIFPA on 'Mission 2030: India, a Global Leader for Value-Added Foods'. Chairman APEDA addressed the potential of value-added foods from India to become a global leader by 2030. The seminar provided a platform for industry experts, regulatory bodies, scientists, academicians, and start-ups to exchange ideas and collaborate, identify and capitalize on the untapped potential of value-added food products.
- To boost export of Processed Food products to China, APEDA facilitated more than 50 exporters to register in the CIFER (China Import Food Enterprises Registration) Single Window of GACC.
- APEDA organized a series of meetings with stakeholders of Processed Food Sector especially on Cocoa & Cocoa Products, Groundnuts, Dehydrated Onions & Garlic, Alcoholic Beverages, Guar gum, Value added rice products, Cashew & its value-added products, Pulses, Fruits Pulp (including Mango Pulp) and Misc. products etc. to understand the export challenges, market access issues and to plan strategy for uplifting the export of focus products in the target market.
- APEDA has more than 200 active peanut units, with 150+ dedicated to shelling and grading. These units are pivotal in processing peanuts to meet export standards. APEDA's oversight ensures quality control, enhancing the reputation of Indian peanut products globally.
- APEDA issued 34878 Certificates of Export (COE) in FY 2023-24 for peanuts, with a total authorized quantity of 693763.267 MT of peanuts approved for export from India.
- APEDA conducted Kharif crop survey for Groundnut in collaboration with IOPEPC and the report has been hosted on the APEDA Website.
- At PC level, processed fruits and juices, vegetables, meat and miscellaneous items showcased healthy growth rates.

(Values in US\$ million)

India's Export of APEDA Products (Principal Commodities)				
S. No	Product Name	2022-23	2023-24	% change
1	Basmati Rice	4787.50	5837.13	21.9
2	Non-Basmati Rice	6355.75	4570.05	(-)28.1
3	Buffalo Meat	3193.69	3740.16	17.1
4	Misc Processed Items	1418.67	1652.22	16.5
5	Fresh Fruits	863.74	1145.24	32.6

6	Processed Fruits & Juices	908.09	970.93	6.9
7	Fresh Vegetables	924.91	890.57	(-) $3.7$
8	Groundnut	831.59	860.70	3.5
9	Cereal Preparations	752.18	841.79	11.9
10	Processed Vegetables	508.97	652.42	28.2
11	Pulses	661.59	644.01	(-) $2.7$
12	Guargum	617.14	541.65	(-) $12.2$
13	Other Cereals	1193.47	517.65	(-) $56.6$
14	Dairy Products	588.93	468.39	(-) $20.5$
15	Alcoholic Beverages	324.88	388.93	19.7
16	Cashew	356.29	338.88	(-) $4.9$
17	Poultry Products	134.04	184.58	37.7
18	Cocoa Products	154.54	183.54	18.8
19	Milled Products	288.89	172.54	(-) $40.3$
20	Fruits / Vegetable Seeds	117.93	131.73	11.7
21	Floriculture	88.38	86.63	(-) $2.0$
22	Sheep/Goat Meat	67.93	78.05	14.9
23	Wheat	1519.69	56.66	(-) $96.3$
24	Animal Casings	40.87	48.12	17.7
25	Cashew Nut Shell Liquid	14.02	9.31	(-) $33.6$
26	Processed Meat	1.59	2.78	74.8
27	Other Meat	2.45	1.39	(-) $43.3$
	<b>Total</b>	<b>26717.72</b>	<b>25016.05</b>	(-) $6.4$

### (viii) Initiatives for organic promotion

#### (a) National Programme for Organic Production (NPOP)

The National Programme for Organic Production (NPOP) is being implemented by the Ministry of Commerce & Industry for exports under the Foreign Trade Development Regulations (FTDR) Act since 2001. The aims of NPOP include policies for development and certification of organic products, national standards for organic products, accreditation of certification bodies and certification of organic products in conformity to the national standards.

Organic farming in India has grown at a steady pace after the implementation of NPOP in 2001 by the Ministry of Commerce and Industry. Today Indian organic products are being exported to worldwide destinations.

#### (b) Accreditation activities

APEDA is functioning as Secretariat for implementation of the National Programme for Organic Production (NPOP)

complying with ISO-17011 requirements. Following are the accreditation related activities during the period:

- As per the accreditation procedure outlined in NPOP, accreditation has been granted to 4 Certification Bodies by the National Accreditation Body (NAB).
- There was a total of 32 active Certification Bodies as on 31st March 2024.
- Due to irregularity in certification processes, sanctions were imposed on few Certification bodies by the NAB Sub-committee including suspension of two Certification Bodies.
- During 2023-24, accreditation of two Certification Bodies was reinstated by the National Accreditation Body (NAB) and accreditation of one Certification Body was withdrawn.

### (c) Training and capacity building programs

- Annual capacity building programmes were organized for different stakeholders as below:
  - Training Programme for the Evaluation Committee members was organized from 27th-28th June 2023 at New Delhi. The training covered the NPOP standards, audit and assessment procedures, verification of requirements and compliance under NPOP, assessment of ICS, observations of the EU onsite audit 2022 and verification of compliance under the recognition agreement with EU etc.
  - Training programme for the certification bodies inspectors and reviewers was organized from 21st-22nd December 2023 at New Delhi the training focused on the NPOP standards and verification requirements, inspection and certification procedures including risk assessment, verification of grower group requirements, Mass balance and traceability, Observations of EU Onsite Audit and Compliance required by the Certification Bodies etc.

### (d) Consultative meetings

- Consultative Meetings with the Accredited Certification bodies under NPOP was carried out on 26th May 2023 on the observations of the EU onsite audit.
- APEDA organized a Stakeholders Consultation on exports of organic products at New Delhi on 29th December 2023.
- A meeting was organized on 10th January 2024 with organic Soyabean exporters and Certification Bodies on the issues faced by them in exports.
- A meeting of Certification Bodies under NPOP was held on 4th April 2024 to discuss various issues regarding India's organic export eco system.

### (e) Efforts for expansion to new markets

- For expansion of organic exports to new markets, India is pursuing Mutual Recognition Agreement (MRA) for organic products with importing Countries such as South Korea and Japan etc.
- Negotiations in process for finalizing the notification to commence exports under the MRA with Taiwan.
- Efforts are also being made to initiate negotiation with EU for bilateral trade in organic products.

### (ix) Initiatives for cereals promotion

- APEDA organized the Global Millets (Shree Anna) Conference on 18th-22nd March 2023 at New Delhi to stimulate the exports of millets from India and provide market linkage to the producers. Around 100 Indian millet exporters/start up from different parts of the country and equal number of international buyers from various countries participated in aforesaid conference.
- APEDA participated in millet exhibition during public forum, at WTO, Geneva, Switzerland on 14th September 2023. Millet value added products were showcased and facilitated to the high dignitaries such as Indian Ambassador and his counterparts of other countries and other international delegates at the WTO atrium.
- APEDA facilitated participation of exporters, FPOs/FPCs, traders in various international events by organizing Buyer-Seller Meets in more than 15 International Trade Fairs. Startups and MSMEs were given a unique platform to showcase their diverse millet products, with a particular emphasis on Indian millets.
- APEDA organized World Food India in New Delhi from 3rd-5th November 2023 in collaboration with Tea Board, Coffee Board, and Spices Board. Over 200 exhibitors from 28 States and Union Territories, including exporters, startups, FPOs/FPCs, and corporate entities, participated. The event attracted 1,000 international delegates and buyers from 80 countries, promoting global collaboration.
- During India's presidency for G-20 in 2023, APEDA established Experience Zones within Trade and Investment Working Group (TIWG) conferences held in the four cities: Bangalore, Mumbai, Kevadia, and Jaipur. These zones were dedicated to showcasing millet value added products.

### (x) Promotional Activities

In FY 24, APEDA participated in the following international shows across the world. APEDA has facilitated the participation of Indian exporters, who showcased their varied range of food products in all categories. Large number of visitors showed keen interest in food based products displayed at APEDA pavilion.

- Seoul Food and Hotel-2023, Seoul, South Korea

- Big Seven & Saitex-2023, Johannesburg, South Africa
- Summer Fancy Food Show-2023, New York, USA
- Food and Hotel Show, Indonesia-2023, Jakarta, Indonesia
- Vietfood, Vietnam
- Fine Food Australia-2023, Sydney, Australia
- World Food Moscow, Russia
- Anuga Food Fair-2023, Anuga, Germany
- Saudi Agro Food-2023, Riyadh, Saudi Arabia
- GULFOOD- 2024, Dubai, UAE
- Natural product Expo West, USA
- International Food and Drink Event (IFE) -2024, London, United Kingdom

Regular interaction is being conducted with the stakeholders to identify the most suitable and promising trade fairs to ensure most impact from participation.

#### 4. THE MARINE PRODUCTS EXPORT DEVELOPMENT AUTHORITY (MPEDA)

##### (i) Organizational Structure and Function

The Marine Products Export Development Authority (MPEDA), a statutory body under the Department of Commerce, Ministry of Commerce & Industry was established under Marine Products Export Development Authority (MPEDA) Act, 1972, with a mandate of developing a conducive ecosystem for sustainable production of quality marine products in the country and promotion of its export from India. The Authority has its headquarters located in Kochi, Kerala and consists of 30 members including a Chairman (Appointed by the Central Government). There are 18 field offices across the coastal States including one in NE India to assist the marine products exporters, processors and aqua culturists for ensuring timely advice to the stakeholders. MPEDA has three Trade Promotion Offices at New York (presently functioning at CGI office New York), Japan and New Delhi. It also has five full-fledged Quality Control laboratories. MPEDA has also set up three registered societies viz, Rajiv Gandhi Center for Aquaculture (RGCA) for promotion of diversified aquaculture to support export promotion by technology transfer, Network for Fish Quality Management and Sustainable Fishing (NETFISH) and National Centre for Sustainable Aquaculture (NaCSA) to enable aquaculture farmers to adopt sustainable farming practices in the Aquaculture.

##### (ii) Functions of the Authority

The MPEDA Act, 1972 has assigned the following functions to the Authority:

- It shall be the duty of the Authority to promote, by such measures as it thinks fit, the development under the control of the Central Government of the marine products industry with special reference to exports.
- Without prejudice to the generality of the provisions of sub-section (1), the measures referred to therein may provide for:
  - Developing and regulating off-shore and deep-sea fishing and undertaking measures for the conservation and management of off-shore and deep-sea fisheries;
  - Registering fishing vessels, processing plants or storage premises for marine products and conveyances used for the transport of marine products;
  - Fixing of standards and specifications for marine products for purposes of export;
  - Extending financial or other assistance to owners of fishing vessels engaged in off-shore and deep-sea fishing and owners of processing plants or storage premises for marine products and conveyances used for the transport of marine products, and acting as an agency for such relief and subsidy schemes as may be entrusted to the Authority;
  - Carrying out inspection of marine products in any fishing vessel, processing plant, storage premises, conveyance or other places where such products are kept or handled, for the purpose of ensuring the quality of such products;
  - Regulating the export of marine products;
  - Improving the marketing of marine products outside India;
  - Registering of exporters of marine products on payment of such fees as may be prescribed;
  - Training in various aspects of the marine products industry; and
  - Such other matters as may be prescribed.

##### (iii) Export Facilitation and Promotion

Apart from the above, MPEDA participated in/conducted the following key events:

- MPEDA organized two days' Chintan Shivir, a Consultative Workshop at Goa from 15th-16th June 2023 to formulate strategies to overcome the issues in the fisheries sector and enhance quality seafood production to promote exports. The Chintan Shivir was well represented by various Government departments/organizations, stakeholders, innovative farmers and exporters who shared their field experience. The Commerce Secretary, Department of Commerce, GoI, participated in the Chintan Shivir workshop and gave his valuable insights for enhancing sustainable production of quality seafood and strategies to overcome trade barriers faced by the sector and way forward to enhance the exports.
- Subsequent to the Chintan Shivir, one steering committee chaired by the Additional Secretary, DoC and five sub-committees chaired by senior officers were formed, namely - value addition & infrastructure, SPS & quality assurance, species diversification & new technology adoption, aquaculture regulation & traceability, Quality, sustainability & certification. The sub-committee coordinates with the concerned State Government organization and other agencies to implement actionable points to increase quality production for exports. The 1st meeting of the Steering Committee was held in New Delhi on 29th November 2023 under the chairmanship of the Additional Secretary, Department of Commerce.
- MPEDA participated in the India-Mekong Delta Trade and Investment Conference 2023 was held in Vietnam on 28th June 2023.
- South Korean Seafood Buyers Delegation Visit to India: MPEDA, in association with State Bank of India, organized the delegation visit of Korean Importers and Investors to India from 7th-13th August 2023. Nine delegates representing Korean companies visited India to explore trade opportunities with India. Organized visits to the processing plants at Thoothukudi and Kakinada. The visitors were also taken to the Seaweed farming area at Rameshwaram and the Shrimp farms at Kakinada. RBSMs of Korean Importers/Investors and Indian Seafood exporters were organized in Chennai, Tuticorin, Kakinada, and Mumbai.
- VIETFISH 2023: MPEDA Official was invited to speak on the shrimp value chain in India by Vietnam Association of Seafood Exports and Produces (VASEP) from 22nd -24th August 2023.
- Trade Delegation to Hong Kong: MPEDA in association with the Consulate General of India in Hong Kong organized a Trade delegation to Hong Kong from 26th-30th March 2024 with six Indian exporters.
- Trade Delegation to Bharat Bazar in UAE: Organized delegation visit of 5 exporters to Bharat Bazar at Jebel Ali in UAE in November 2023. The visit was organized to familiarize the infrastructure and facilities available at Bharat Bazaar.
- Virtual Business Meets: MPEDA organized 3 Virtual Business meetings with importers from Japan in coordination with the Indian Mission.
- Virtual Buyer Seller Meets (Primary): MPEDA organized 1 Primary Virtual Buyer Seller Meet with three importers from Belgium. There were 40 participants in the event.
- Virtual Buyer Seller Meets (Secondary): MPEDA organized 6 Secondary Virtual Buyer Seller Meets with importers from Japan, Romania, Australia, Singapore, Belgium, Netherlands.
- Seafood Tasting Session: MPEDA coordinated with EOI, Brussels, to organize a Seafood Tasting session for importers at EOI, Brussels in October 2023. One exporter from India attended the event.
- Organized 4 Virtual Buyer Seller Meets with Japanese buyers during June 2023 and July 2023 to have a tie-up for the export of value-added products like Nobashi (Stretched shrimp).
- MPEDA official was a member of the Indian trade delegation on Investment promotion and Road show led by Secretary DPIIT in Malaysia and Singapore from 19th-21st February 2024.
- Participated in World Food India 2023 organized by the Ministry of Food Processing Industries (MoFPI) wherein RBSM with the participation of 26 importers from 8 countries. 45 exporters also participated in the RBSM and about 250 meetings were conducted in 3 days.
- MPEDA also participated in several other domestic trade promotion activities like Global Fisheries Conference 2023 in Ahmedabad, Gujarat and Indusfood 2024 in Greater Noida, Aatmanirbhar Bharat Utsav 2024 in Pragati Maidan, New Delhi etc.

#### (iv) Export Facilitation by Registration and assistance for Export Promotion

- Registration of Units: 26 processing plants, 193 exporters, 34 storage premises, 5 dried fish handling centres, 5 Live Fish Handling centres, 7 Fresh/chilled fish handling centres, 24 peeling sheds, 7 conveyances, 2 Other Edible Handling Centre and 20 Other Non-edible Handling Centre were registered with MPEDA. The online registration of exporters and entities has been made completely digitized as part of ease of doing business.
- Assisted ten (10) seafood units under the value addition schemes with an amount of Rs. 1406.70 lakh.
- Organized a three-day hands-on training programme on seafood value addition at Kochi, Mumbai, Veraval, Kolkata, Vijayawada, Chennai & Bhubaneswar from 21st November to 17th December 2023. 181 participants from 145 different processing facilities were trained under the guidance of experienced experts from Vietnam. The trainees were given hands-on training on Value addition on 22 popular value-added products.
- Conducted a meeting with four exporters, who subsequently developed 19 millet-based value-added products and showcased them at the World Food India Event held from 3rd-5th November 2023, in New Delhi. A product manual was prepared and all the Fisheries Secretaries of coastal States were requested for the production and promotion of these products.
- Online validation of certificates: During the period from 1st January 2023 to 31st March 2024, MPEDA issued 12,577 Catch Certificates, 793 ICCAT Swordfish Statistics Documents, 23,536 DS 2031 certificates, 589 non-radioactivity certificates, 86 Certificate of legal origin, 229 Duty-free import certificates and 63 RCMC certificates, electronically.
- Listing of Units: Department of Commerce through the MPEDA took up the matter of non-listing of approved Indian seafood processing units by the regulatory authorities of various importing countries like Vietnam, EU and Russia. The latest outcome of these efforts is as below:
  - Vietnam: listed 16 units.
  - EU listed 67 new units in the TRACES system which made them eligible for exports of both wild-caught and farmed seafood products.
- Russia: 2 units listed and FSVPS of Russia is in the process of listing more units.
- Easing the procedure for imports of raw material for value addition: MPEDA in consultation with SEAI, seafood exporters etc. framed a scheme for easing the Procedures for Marine Products Raw Material Import for Value Addition (PMRIVA) and submitted it to DGFT for inclusion as a separate Chapter in the country's Foreign Trade policy.
- Exempting the Fish and Fishery Processing Units being inspected by Export Inspection Council (EIC) from Mandatory Third-Party Audit of FSSAI, w.e.f. February 2024.
- In order to make Indian seafood-based value-added products competitive in International markets, the Government, in the Budget 2023-24 has also announced a reduction of import duty on various aquaculture inputs such as a reduction of import duty from 30 percent to 15 percent on Fish lipid Oil (HS 1504 20) & Algal prime (flour) (HS 2102 2000) and from 15 percent to 5 percent on Fish meal (HS 2301 20), Krill meal (HS 2301 20) & Mineral and Vitamin Premixes (HS 2309 90 90).
- Lifting of ban on imports of chilled fish by Qatar: As a result of the continuous follow-ups, Qatar lifted the temporary ban imposed on imports of chilled fish from India, w.e.f. 15th November 2023.
- Visit of NOAA to India: To lift the ban on the export ban on wild-caught shrimp, MPEDA has taken initiative. ICAR-CIFT has modified the TED design with the funding support of MPEDA. The prototype of the modified TED design was evaluated by NFMS-NOAA, USA. The US NOAA team visited Kochi from February 19th to 25th, 2024 and conducted field trials and workshops with stakeholders of all the coastal states and trained the stake holders on the fabrication of TED and finalised the TED design suitable for Indian waters.

#### (v) Aquaculture Development

- Capacity building programmes: 2056 awareness campaigns (including farm-to-farm) were conducted against the usage of antibiotics in aquaculture and 111 awareness programs were conducted for the propagation of species diversification. Besides, 109

training programs were organized and 32 numbers of farmers' meet were conducted to create awareness about MPEDA schemes.

- Species diversification: MPEDA through its society RGCA has standardized seed production and culture of diversified species like Tilapia, Seabass, Scampi, mud crab etc. 13 Demonstration programmes for the exportable species have been initiated during the period for the popularization of the diversified species.
- Enrolment of farms and hatcheries: For the traceability of aquaculture production, enrollment of farms and hatcheries is being continued. During the period, 2200 numbers of farms with a water spread area of 11054 hectares and 12 hatcheries with 1204 million capacities have been enrolled by MPEDA.
- Certification of aquaculture units (SHAPHARI): Under the certification programme, six hatcheries were SHAPHARI certified during the period for the production of antibiotic-free seed. The hatchery had successfully undergone a series of audits and tests on hatchery inputs and hatchery seeds for antibiotic residues over a period of 8-10 months. Audits are progressing for 32 hatcheries and around 1100 Ha farms.
- Five aquaculture farms of 136.9 Ha area have been SHAPHARI certified for production under Good Management Practices.

#### (vi) Quality Assurance

- National Residue Control Plan (NRCP): A total of 4028 samples were tested by MPEDA Quality Control labs under the National Residue Control Plan.
- Pre-Harvest Test (PHT) certification: 15073 PHT certificates were issued by MPEDA ELISA labs to the shrimp farmers.
- Commercial sample testing: A total of 3264 commercial samples were tested for various parameters like heavy metals and antibiotic residues, pathogenic bacteria, viruses, and fungus in fish and fishery products and COVID-19 nucleic acid on the surface of seafood packaging materials.
- Issues with China: Due to the continued efforts of the Department in coordination with Embassy of India (Beijing), MPEDA and EIC, the General Administration of Customs China (GACC) revoked the suspension of

99 seafood processing establishments during the period of January 2023-March 2024, after undertaking online inspections and submission of corrective action reports. The renewal of registration of suspended units in the China Import Food Enterprise Registration (CIFER) system was also facilitated enabling them to re-enter the market.

- Seafood HACCP Trainings: MPEDA organized 13 seafood HACCP trainings at various locations and 336 technologists from the Indian seafood industry benefited from these training programmes.
- Shrimp Regulatory Partnership Agreement (RPA): As part of the Shrimp Regulatory Partnership Agreement (RPA), the USFDA provided the Aquaculture Products Assessment Tool (AP AT) to MPEDA, which is a self-assessment worksheet to be filled by the participating agencies. MPEDA collected information from other stakeholder institutions such as the Coastal Aquaculture Authority (CAA), Bureau of India Standards (BIS), Central Drugs Standard Control Organization (CDSCO), Central Institute of Brackish Water Aquaculture (ICAR-CIBA), Department of Fisheries (DoF), Ministry of Fisheries, Animal Husbandry & Dairying, Government of India, Export Inspection Council (EIC), Food Safety Standards Authority of India (FSSAI), Central Institute of Fisheries Technology (ICAR-CIFT), National Bureau of Fish Genetic Resources (ICAR-NBFGR), and compiled and furnished the information to USFDA in February 2023.
- Codex Committee on Food Hygiene (CCFH): Chairman, MPEDA and Assistant Director (QC) participated in the 54th session of Codex Committee on Food Hygiene (CCFH) held from 11th-15th March 2024 at Nairobi, Kenya along with other Indian delegates.

#### (vii) Technology Extension and Support

- National Centre for Sustainable Aquaculture (NaCSA): is a society functioning under MPEDA that promotes cluster farming and Good Aquaculture Practices among small & marginal aqua farmers of the country.
  - During the period January 2023 to March 2024, around 602 farming clusters were organized in the States of Andhra Pradesh, Odisha, Gujarat, West Bengal, Kerala and Tamil Nadu. NaCSA has conducted a total of 1354 meetings on the

- adoption of Better Management Practices (BMP), Crop planning and creating awareness among farmers on the use of banned antibiotics in shrimp farming for the aqua farmers from Andhra Pradesh, Tamil Nadu, Karnataka, Odisha, West Bengal, Kerala, and Gujarat. NaCSA assisted 465 farmers in obtaining MPEDA Farm Enrolment from the States of Andhra Pradesh, Tamil Nadu, Kerala, West Bengal and Gujarat.
- Conducted 42 Nos. of ST and 31 Nos. of SC training programs on Better Management Practices (BMP) in aquaculture and diversification of Aquaculture species, around 1585 farmers attended and benefited in the States of Andhra Pradesh, Odisha, Assam, West Bengal, Gujarat, and Maharashtra.
  - Assisted 436 farmers from Tamil Nadu, West Bengal, Kerala and Andhra Pradesh for renewal of their Coastal Aquaculture Authority (CAA) licenses. NaCSA assisted 132 farmers from Andhra Pradesh, Tamil Nadu and West Bengal in obtaining new CAA registrations through the Department of Fisheries of their respective States.
  - NaCSA Societies under the SC/ST category from the States of Odisha, West Bengal and Andhra Pradesh attended the 23rd India International Seafood Show (IISS'23) held from 15th-17th February 2023 at Biswa Bangla Mela Prangan, Kolkata, West Bengal.
  - Conducted 16 campaigns with 1572 farmers from various districts of Andhra Pradesh, West Bengal, Odisha and Tamil Nadu to raise awareness on the dangers of antimicrobial resistance (AMR) and promote Better Management Practices (BMPs) among NaCSA society farmers.
  - Initiated SHAPHARI certification for 31 clusters/societies from MPEDA.
  - Launched My Bharat Activities in February 2024. A total of 32 youth participated in various events organized by NacSA.
  - Hands-on Training on Molecular Techniques for Shellfish Disease Diagnosis: - NaCSA Aqua One Centre (AOCs) underwent a 10-day hands-on training in molecular techniques for shellfish disease diagnosis, organized by NBFGR in Lucknow. 23 NaCSA staff attended the training covering post-mortem examination of shrimp, collection and preservation of tissue samples for DNA and RNA isolation, genomic DNA extraction, DNA quantification using a spectrometer, RNA quantification, and PCR-based pathogen detection.
- Network for Fish Quality Management and Sustainable Fishing (NETFISH): A society under MPEDA that addresses the sustainability and quality issues in the marine capture fisheries sector by training and capacity building undertook following activities:
    - During the period, NETFISH conducted 5489 extension programs benefiting around 55,000 stakeholders in the marine fisheries sector. The activities included several capacity-building programs, meetings and workshops, project activities, harbour data collection, clean-up events, participation in expo, ornamental fish health certification, MY BHARAT programs etc. Most of the programs were conducted in and around selected harbours and landing centres in all maritime States in order to reduce fisheries post-harvest loss and to conserve marine resources, so as to ensure the sustainable availability of good quality raw materials for seafood export.
    - Swachhta campaign was carried out during October 2023 by conducting 12 Nos. of beach/coastal clean-up programs along the 9 coastal States & Pondicherry UT in association with NGOs, and various Government Agencies, schools and colleges and with the active participation of various fishery stakeholder groups.
    - Stakeholder workshops on Turtle Excluder Device (TED) construction and Field Demonstration in India were arranged in association with CIFT to sensitize about the importance of developing and implementing TED in trawlers in India. A total of 4 Nos. of Stakeholder's workshops were conducted at Veraval, Mumbai, Vizag & Kochi with the participation of nodal officers from state fisheries departments, boat owners, net manufacturers, net menders etc. The US NOAA officials were also involved in the workshop and field trials held at Kochi.
    - A total of 520 Nos. of awareness and skill development programs, including harbour-based training, on-board training and Sea Safety program, training to seafood processing workers, value addition training, black clam training,

exposure visits etc. were conducted benefitting 15000 stakeholders belonging to SC/ST community.

- Conducted 96 Seafood unit training programs benefitting 2900 processing workers, supervisors and technologists and improved their knowledge in hygienic practices to be followed at the workplace.
- Two two-day hands-on training programmes on the demonstration and preparation of various value-added products of Squid and Octopus were conducted in a processing plant in Porbandar, Gujarat.
- Organized 50 Nos. of capacity-building programs for fisher folks in the coastal States of Odisha, utilizing financial assistance from Paradip Port Trust. The programs were aimed to enrich the knowledge on fish quality, responsible fishing and sustainable management in the marine fisheries sector. A total of 1170 fishers benefitted from these programs.
- Organized 11 training programs on 'Value added fishery product preparation and Hygienic handling' in the North Maharashtra region with the financial assistance received from the Mangrove and Marine Bio-Diversity Conservation Foundation of Maharashtra.
- Coordinated in sending 48 fishermen from Maharashtra & Gujarat for 2 Tuna longline training programs at CIFNET, Kochi during June-July 2023. In Kerala, 5 awareness programs on the Basics of Marine engine operation and maintenance/ electronic & communication equipment, Hygienic handling and preservation of catch on board fishing vessels were conducted jointly for the fishers during January 2024, benefitting 250 fishers. Also, NETFISH had associated with CIFNET for conducting 14 Nos. of skill development training programs on Tuna long lining and handling, Sea safety & Navigation etc. for 473 ST fishers from Lakshadweep islands.
- As part of the project entitled 'Marine Mammal Stock Assessment in India' sanctioned by DoF under the PMMSY scheme, NETFISH carried out 20993 fisher surveys in 3 phases to understand the by-catch of marine mammals/turtles, covering 166 fishing landing sites across the country. Under the Marine Observer program, obtained data comprised of 56 at sea sightings and 141 fishery interactions of Marine mammals and Sea turtles.
- DROP (Drive to Remove Ocean Plastic) project was initiated at Munambam Fishing Harbour for the collection of plastic waste from the sea with the help of fishers and its safe disposal and recycling at land. Under the project, about 8.5 tons of plastic wastes were recovered from the sea with the active participation of 231 fishing vessels, since the inauguration of the project.
- Carried out real-time data collection from 86 selected fishing harbour/landing centres. Data on species-wise fish rates from 35 landing sites was provided to NFDB on a weekly basis.
- The fishers and fish handling workers at harbours were given regular awareness through Harbour Data Collectors stationed at the selected harbours, by conducting 3835 Nos. of programs. Also, various awareness messages related to the sector were disseminated among stakeholders.
- 64 consignments of ornamental fish meant for export were inspected and certified by the NETFISH State Coordinators during the period.
- Coordinated in conducting 11 Nos. of capacity building training for the youths under the MY BHARAT program.
- Rajiv Gandhi Centre for Aquaculture (RGCA) promotes diversified aquaculture by producing quality seeds for various commercially important and export-oriented aquaculture species. Apart from seed production and technology standardization, RGCA conducts several hands-on training programmes and provides services to the aquaculture sector and functioning as the Aquaculture Technology Incubation Centre of MPEDA. This centre is operating 13 projects all over India and all the projects are first of its kind on commercial mode which can be linked to global valid production and supply chain creations of the export economy.
- RGCA conducted 44 training programmes, 42 awareness programmes, 6 Farmers' meet on diversified aquaculture and 14 MY BHARAT events during the period April 2023 to March 2024.
- The details of seed supply by RGCA for the diversification of export-oriented aquaculture and contribution from RGCA Central Laboratories are tabulated in Tables below:

### Production, Supply, and Beneficiaries through RGCA projects during 2023-24

S. No.	Name of the Project	Name of the Produce/Services	FY 2023-24	
			No. of Beneficiaries	Quantity supplied
1	Asian Seabass Hatchery, Tamil Nadu	Seabass fingerlings (Nos.)	434	7373356
2	Mud crab Hatchery, Tamil Nadu	Crab instar (Nos.)	85	1674490
3	GIFT Tilapia Hatchery, Andhra Pradesh	GIFT seeds (Nos.)	23	1306948
		GIFT brood-fry (Nos.)	30	1875750
4	Marine Finfish Hatchery, Kerala	Seabass fingerlings (Nos.)	55	169234
		Pompano (Nos.)	11	55200
5	Aquatic Quarantine Facilities for <i>L. vannamei</i> , Tamil Nadu	<i>L. vannamei</i> Broodstocks (Nos.) quarantined	401	189313
		<i>P. monodon</i> broodstocks (Nos.) quarantined		3611
		<i>P. monodon</i> PPLs (Nos.) quarantined		77, 791
		<i>L. vannamei</i> PPLs (nos.)		136687
6	Artemia Demo Farm, Tamil Nadu	Artemia biomass (kg)	52	656
		Artemiacyst (tins)		910
7	Multispecies Aquaculture Complex (MAC), Kerala	GIFT Seeds (Nos.)	904	1640162
		Seabass fingerlings (Nos.)	261	190189
		<i>Etroplus suratensis</i> seeds (Nos.)	251	941163
		<i>P. monodon</i> seeds (Nos.)	7	162000

### Contribution from RGCA Central Laboratories (January 2023-March 2024):

S. No.	Laboratory	Testing (by samples)	Samples (Nos.)	No. of Beneficiaries
1	Mobile Aquaculture Disease Diagnosis Laboratory	Molecular diseases diagnosis (PCR)	1588	386
		Microbiology & water parameters		
2	Central Aquaculture Pathology Laboratory	Molecular diseases diagnosis (PCR)	4836	602
		Microbiology & water parameters		
		Histology		
		Disease surveillance / NSPAAD		
		Seed health		
		PCR-based species identification		
3	Central Aquaculture Genetics Laboratory	Sample testing	1676	106
4	Internship programme for students at Central Labs			21

#### 5. DIRECTORATE GENERAL OF TRADE REMEDIES (DGTR)

Directorate General of Trade Remedies (DGTR) (earlier known as Directorate General of Anti-Dumping & Allied Duties) is an attached office of the Department of Commerce, Ministry of Commerce & Industry. The Directorate General of Anti-Dumping & Allied Duties (DGAD) which was formed in 1997 has been restructured as DGTR in May 2018 by restructuring and re-designing DGAD into DGTR by incorporating all the trade remedial functions i.e. Anti-Dumping Duty (ADD), Countervailing Duty (CVD), Safeguards Duty (SGD) and Safeguards Measures (QRs) under a single window framework. Thus, the DGTR has been formed by merging of functions of DGAD, Department of Commerce, Directorate General of Safeguards, Department of Revenue and Safeguards (QR) functions of DGFT into its fold. The DGTR is a professionally integrated organization with multi-spectrum skill sets emanating from officers drawn from different services and specializations. The DGTR does trade remedy investigations, which are quasi-judicial in nature, before making its recommendations to the Central Government.

It is the single national authority for administering all trade remedial measures including anti-dumping, countervailing duties and safeguard measures. The DGTR provides a level playing field to the domestic industry against the adverse impact of the unfair trade practices like dumping and actionable subsidies from any exporting country, by using trade remedial methods under the relevant framework of the WTO arrangements, the Customs Tariff Act & Rules and other relevant laws and

international agreements, in a transparent and time bound manner. It also provides trade defence support to our domestic industry and exporters in dealing with instances of trade remedy investigations instituted against them by other countries.

DGTR also has a Trade Defence Wing (TDW) which operates within the DGTR and serves as a nodal point to support Indian exporters facing trade remedial investigations initiated by another WTO member. TDW participates in the trade remedial investigations initiated by trade remedial authorities of WTO member. Such participation is in the form of making submission, consultation & attending oral hearing. It also guides & supports the exporters during such the investigation process.

#### 6. DIRECTORATE GENERAL OF COMMERCIAL INTELLIGENCE AND STATISTICS (DGCI&S)

The Directorate General of Commercial Intelligence & Statistics (DGCI&S) is the premier organization of Government of India for collection, compilation and dissemination of India's trade statistics and commercial information. The Directorate, headed by a Director General, has its office at Kolkata and is responsible for collecting, compiling and publishing/ disseminating trade statistics and various types of commercial information required by the policy makers, researchers, importers, exporters, traders as well as overseas buyers. It is the first large scale data processing organization functioning as a nodal agency for export & import data, with an ISO certification 9001:2015 for compilation and dissemination of India's foreign trade statistics.

**New Initiative of DGCI&S:**

- An Initiation in preparation of framework for data collection on export in service sector, is in progress based on approved recommendation on Committee of Services Statistics from Administrative Sources
- DGCI&S has successfully adopted new ITCHS classifications with effect from April 2023
- Collaboration with DGFT in the preparation of inputs for Foreign Trade Policy 2023
- Revamping of IT system and dissemination system is underway at DGCI&S
- The process of upgradation of portal and dash-board is being initiated as per IT Revamping Project.

**Number of Records Processed from 2016-17 to 2023-24 (As on 31<sup>st</sup> March 2024)**

Years	Export	Import	Total
2016-17	10482529	8190495	18673024
2017-18	11288464	9198264	20486728
2018-19	13360422	12188592	25549014
2019-20	13743809	12087439	25831248
2020-21	12503114	9987444	22490558
2021-22	23715941	19332285	43048226
2022-23	15594897	13686885	29281782
2023-24*	16499003	14480733	30979736

\*Provisional and subjected to Change

**Percentage of Records Processed by type of Record (As on 31<sup>st</sup> March 2024)**

Year	Export			Import			Total		
	EDI	Non-EDI**	Manual	EDI	Non-EDI**	Manual	EDI	Non-EDI**	Manual
2016-17	90.31	9.13	0.56	94.08	5.88	0.04	91.96	7.70	0.33
2017-18	91.85	8.02	0.13	94.62	5.36	0.01	93.09	6.83	0.08
2018-19	93.30	6.70	0.00***	95.21	4.78	0.01	94.21	5.78	0.00***
2019-20	92.93	7.07	0.00***	94.93	5.07	0.00***	93.86	6.13	0.00***
2020-21	93.13	6.87	0.00***	94.77	5.23	0.00***	93.86	6.14	0.00***
2021-22	95.19	4.81	0.00***	95.67	4.33	0.00***	95.40	4.60	0.00***
2022-23	93.52	6.48	0.00***	94.28	5.72	0.00***	93.87	6.13	0.00***
2023-24*	93.94	6.06	0.00***	94.35	5.65	0.00***	94.13	5.87	0.00***

\*Provisional and subjected to Change

\*\*Non-EDI include SEZ also

\*\*\*Data received from manual ports are negligible

Percentage Contribution of Different Types of Transaction to the value of Trade (As on 31<sup>st</sup> March 2024)

**Percentage Contribution of Different Types of Transaction to the value of Trade  
(As on 31st March 2024)**

Year	Export			Import			Total		
	EDI	Non-EDI**	Manual	EDI	Non-EDI*	Manual	EDI	Non-EDI*	Manual
2016-17	79.79	20.11	0.11	80.53	19.30	0.17	80.22	19.64	0.14
2017-18	83.57	16.33	0.10	87.40	12.55	0.05	85.89	14.04	0.07
2018-19	84.84	15.16	0.00***	89.05	10.94	0.01	87.40	12.59	0.01
2019-20	84.48	15.52	0.00	88.19	11.81	0.00***	86.71	13.28	0.00***
2020-21	87.46	12.35	0.19	88.06	11.94	0.00***	87.80	12.11	0.08
2021-22	82.40	17.60	0.00***	88.72	11.28		86.14	13.86	0.00***
2022-23	78.05	21.95	0.00***	89.77	10.23		85.24	14.76	0.00***
2023-24*	79.13	20.87		89.12	10.88		85.20	14.80	

\*Provisional and subjected to Change

\*\*Non-EDI include SEZ also

\*\*\*Data received from manual ports are negligible

**Percentage Contribution of Different Types of Transaction to the Value of Trade  
Number of Record Processed (As on 31st March 2024)**

Year	Export			Import		
	EDI	Non-EDI**	Manual	EDI	Non-EDI**	Manual
2016-17	9466880	956902	58747	7705537	481381	3577
2017-18	10367922	905418	15124	8703766	493334	1164
2018-19	12465087	895030	305	11604985	582967	640
2019-20	12771458	971827	524	11474245	612740	454
2020-21	11643991	858511	612	9464615	522455	374
2021-22	22574996	1140936	9	18494780	837505	
2022-23	14584099	1010662	136	12903880	783005	
2023-24*	15499595	999408		13662833	817900	

\*Provisional and subjected to Change

\*\*Non-EDI include SEZ also

### Trade of Different Types of Transaction (As on 31<sup>st</sup> March 2024)

(Values in Rs. crore)

Year	Export				Import			
	EDI	Non-EDI**	Manual	Total	EDI	Non-EDI**	Manual	Total
2016-17	1475633.80	371834.85	1964.90	1849433.55	2075751.56	497510.78	4413.02	2577675.37
2017-18	1634995.78	319592.69	1926.06	1956514.53	2622952.40	376483.51	1597.53	3001033.43
2018-19	1957858.04	349793.52	74.63	2307726.19	200890.43	393283.00	501.18	3594674.61
2019-20	1875434.47	344412.99	6.72	2219854.18	2963912.85	396962.81	78.80	3360954.46
2020-21	1888317.33	266729.34	3996.55	2159043.22	2567750.41	348093.81	113.48	2915957.70
2021-22	2592995.33	554026.10	0.06	3147021.49	4056856.75	515917.84		4572774.59
2022-23	2826676.66	794871.95	1.26	3621549.88	5161452.78	588348.49		5749801.27
2023-24*	2863970.22	755321.65		3619291.87	4984381.65	608495.05		5592876.70

\*Provisional and subjected to Change

\*\*Non-EDI include SEZ also

## 7. GOVERNMENT e-MARKETPLACE (GeM)

### (i) Introduction

Under the visionary leadership of Hon'ble Prime Minister Shri Narendra Modi, the Government of India established the Government e-Marketplace (GeM) in 2016. This dedicated e-marketplace, came into existence from the transformation of DGS&D, has redefined public procurement in record time. GeM's primary aim is to facilitate online procurement of common-use goods and services for various Government entities, enhancing transparency, efficiency, and speed in the procurement process. Leveraging cutting-edge technology, GeM offers tools like e-bidding and reverse e-auction, empowering Government users to achieve optimal value for their investments. The purchases through GeM by Government users have been authorised and made mandatory by Ministry of Finance by adding a new Rule No. 149 in the General Financial Rules, 2017.

### (ii) Achievements of GeM are as under

- GeM has achieved a major milestone by crossing Rs. 4 lakh crore GMV:** GeM began its journey in the fiscal year 2016-17 with a Gross Merchandise Value (GMV) of Rs. 422 crore and it has achieved a significant milestone by surpassing an impressive Rs. 4 lakh crore in GMV during FY 2023-24.
- Historic services GMV:** As on 31st March 2024, the GMV of services has reached Rs. 3.10 lakh crore since inception, reflecting substantial growth and efficiency in service procurement.
- Extensive Product and Service Categories:** The portal has more than 12,000 product categories and over 320 service categories and it is home to more than 1,49,100 buyer organizations.
- MSE Participation:** Over 9.18 lakh Micro and Small Enterprises (MSEs) have registered on the GeM portal and they have received orders totaling more than Rs. 3.92 lakh crore, contributing to over 49.22 percent of GeM's cumulative GMV.
- Empowering Women-Led MSEs:** GeM proudly supports women entrepreneurs, with more than 1.61 lakh MSEs led by women registered on the platform. These enterprises have fulfilled over 9.14 lakh orders worth Rs. 24,041 crore as of 31st March 2024.
- Supporting Start-ups:** GeM plays a pivotal role in promoting the "Make in India" movement. It has facilitated the establishment of more than 23,740 start-ups in the Indian marketplace, generating orders worth over Rs. 24,167 crore in GMV.
- Integration Initiatives:** Seamless integration with platforms like e-Gram Swaraj and global access through AVD underscores GeM's commitment to accessibility and efficiency.
- Dispute resolution features:** Introduction of dispute resolution mechanisms like "Vivad se Vishwas-II" provides an opportunity to effectively settle long-pending contractual disputes.
- GeM Sahay:** The mobile application facilitates financing, addressing credit access challenges for MSMEs and Startups, fostering growth and sustainability.

### (iii) Benefits of procuring on GeM

- Category-based procurement for better price discovery.
- Pre-identified technical specifications with customization options.
- Standard SLAs and STCs for faster bid creation and contract generation, with the option to add additional terms.
- Option for multiple consignee locations and quantities.
- LCS/QCBS evaluation method for services as per DoE guidelines.
- Short-duration bids for urgent needs with appropriate approvals.
- AI/ML-enabled decision support system.
- Complete procurement ecosystem for buyers, sellers, and stakeholders.
- Checks and balances to prevent fraudulent transactions.

In conclusion, GeM, has revolutionized government procurement with its innovation and efficiency. Its inclusive approach, reaching MSEs, women-led businesses, and startups, reflects its commitment to transparency and empowerment. It exemplifies how strategic initiatives can modernize processes, ensuring transparency and inclusivity in public procurement.

## 8. TRADE FACILITATION INSTITUTES (IDI, IIP, IIPT)

### (A) Indian Diamond Institute (IDI)

Indian Diamond Institute (IDI) was established, in 1978 under the Societies Registration Act, 1860 and also under the Bombay Public Trust Act, 1950, with a focus to provide a vocational education in the field of Diamond, Gems and Jewellery. The IDI is sponsored by Ministry of Commerce & Industry, Government of India and is a project of the Gem & Jewellery Export Promotion Council. The IDI conducts vocational educational level training programmes in the areas of Diamond Manufacturing, Diamond Grading, Jewellery Designing and Jewellery Manufacturing and Gemology thereby covering training of entire spectrum of Gems & Jewellery under one roof. The institute upgrades/imparts the skill to Customs Officials on Rough Diamond Sorting and Diamond Grading aspects. Institute also upgrades the skill of the existing employees of MSME G&J units under skill enhancement scheme of Centre for

Entrepreneur Development (CED), Government of Gujarat. IDI is also recognized as an Anchor Institute Gems & Jewellery by Industries Commissionerate, Government of Gujarat. Institute has recently launched 03 years programme "B.Sc. in Jewellery Designing & Manufacturing" affiliated by The Kaushlya - Skill University, Government of Gujarat. The Institute's Gemmological Laboratory is engaged in testing and identification of Diamonds, Gem Stones and Jewellery, and issuing a Diamond Grading, Gem Stone Identification and Diamond Jewellery Quality report. The Institute's Diamond Grading Laboratory is authorized by the DGFT, MoC&I, as per Chapter 4 of the FTP 2015-2020 for certification /grading of Diamonds. The IDI also operates Diamond Detection and Resource Centre (DDRC) at its Katargam campus to provide diamond screening services to small/ medium diamond manufacturer/diamond traders/Jewellers at affordable rates. IDI also conducts various workshops/seminars on "Synthetic Diamond Identification" to spread awareness in G&J trade.

### (B) Indian Institute of Packaging (IIP)

The Indian Institute of Packaging (IIP) is an autonomous body under the aegis of the Department of Commerce, Ministry of Commerce & Industry, Government of India, established in 1966 under Societies Registration Act, 1860. The Institute has its headquarters in Mumbai and regional centres in Chennai (1971), Kolkata (1976), Delhi (1986), Hyderabad (2006), Ahmedabad (2017) and Vishakhapatnam (2021). Through an MoU signed between IIP and Government of Uttar Pradesh, IIP Lucknow centre has been opened in the campus of Institute of Entrepreneurship Development U.P. (2023). A new centre of IIP has been constructed at Bengaluru and will soon be operational.

The Institute is engaged in testing and certification of packaging materials and packages for domestic and export market, including mandatory UN Certification of packaging for transport of hazardous/dangerous goods, training and education of packaging students and packaging professionals, consultancy, projects and research and development in the area of packaging.

#### (i) Training, Education and Capacity Building Programs

A total of 141 Post Graduate Diploma in Packaging students passed out in 2023-24 and successfully placed in reputed companies. About 77 students passed the Diploma in Packaging through correspondence. 58 students passed the certificate course in Certified Packaging Engineer (CPE).

IIP conducted various training programs for exporters/traders on Packaging of Low-Cost Fruits and Vegetables, on Standard and Regulation Export Packaging, on Paper and Paper Board Packaging, on Testing & Quality

Evaluation of Various Packaging Materials, on "Food Packaging and Safety Requirements, on "Engineering & Electronic Goods etc.



**One Day Seminar on Sustainable Biodegradable Plastic Packaging conducted on 27<sup>th</sup> January 2023 at Hotel Courtyard Marriott, Ahmedabad**



**One Day Capacity Building Training Programme on "Packaging for Export of Different Products of Madhya Pradesh State (Handloom, Handicraft, Food, Pharma & Engineering Goods)" on 28<sup>th</sup> March 2023**

### (ii) Packaging Design & Development

IIP has designed and developed new packages for 5 district handicraft products of Uttar Pradesh under One District One Product (ODOP). Institute has also designed and developed innovative packaging for M/s North East Cane

and Bamboo Development Council. Design and development of transport packaging of Ash Bricks was also done for M/s NTPCLtd.

### (iii) Testing & Certification

Year	No. of Certificates Issued (International Maritime Dangerous Goods) IMDG	No. of Certificates Issued (International Civil Aviation Organization) ICAO
2021-22	7741	1798
2022-23	6218	1345
2023-24	5256	963

### (iv) Research & Development

Institute received the following research project

- Design and Development of Packaging for Assistive Devices for M/s Artificial Limbs Manufacturers Corporation of India
- Packaging Solutions for 21 potential APEDA scheduled GI Tagged and Organically Grown Agricultural Products" sponsored by APEDA
- Packaging Application of Single Polymer Composite Sheets (SPCs) for M/s GAIL India Ltd.

### (v) Other Achievements

Institute collaborated and signed MoUs with (1) North Eastern Handicrafts and Handlooms Development Corporation Limited (NEHHDC), Meghalaya, (2) National

Institute of Food, Entrepreneurship and Management, Thanjur and (3) Tamil Nadu Veterinary and Animal Sciences University on 14th May 2023



**Signing of MoU with NIFEM, Tanjur on the occasion of IIP's 57<sup>th</sup> Foundation Day on 14<sup>th</sup> May 2023**

MoUs were also signed with M/s Research Triangle Institute Global India Private Limited (RTI India Pvt. Ltd.) for Reducing Plastics for a Cleaner Environment and with

M/s Cirkla Technologies Private Limited for Sustainable Packaging Material Applications

### (C) Indian Institute of Foreign Trade (IIFT)

- Indian Institute of Foreign Trade (IIFT) was set up on 2nd May 1963 as an autonomous Institution under the aegis of the Department of Commerce, Ministry of Commerce & Industry, Government of India with a focus on Foreign Trade related Research and Training.
- IIFT is one of the top-ranked B-Schools in India with a specialization in International Business aimed at promoting and enhancing education, research and corporation in international trade.
- The Institute headquartered at New Delhi has its off campus at Kolkata (West Bengal) and Kakinada (Andhra Pradesh).
- In recognition of its all-round achievements, the Institute was given the status of "Deemed to be University" in May 2002 by University Grants Commission (UGC) and graded as Category - I "Deemed to be University" in June 2018 by University Grants Commission (UGC).
- The Institute has achieved the AACSB business accreditation and was awarded the certificate on 21st December 2021.
- The National Assessment and Accreditation Council (NAAC) Peer Team conducted the Assessment and Accreditation (A&A) exercise of IIFT during the 5th to 7th December 2023. The IIFT has been accredited with a CGPA of 3.27 on a seven point scale at A+ Grade valid for a period of 5 years from 15th December 2023.
- The IIFT has accredited as Ati Uttam (अति उत्तम) training Institute under the Capacity Building Commission's National Standards as assessed by National Accreditation Board for Education and Training (NABET) in the month of December 2023.
- In NIRF (National Institutional Ranking Framework) Ranking 2023, IIFT has been ranked 27th under the Management Category.

#### (i) Organizational Structure and Functions

The Board of Management is the principal executive body of the Institute. The BoM consists of 11 members and is headed by the Vice Chancellor of the Institute. The Secretary, Department of Commerce is the Chancellor of the Institute. The Vice Chancellor of the Institute is the principal executive of the Institute and exercises supervision and control over the affairs of the Institute.

#### (ii) Institutional set-up of IIFT

IIFT has following divisions to promote and enhance education, research and cooperation in international trade:

- Executive Management Programmes (EMP) Division
- Management Development Programmes (MDP) Division
- International Collaboration and Capacity Development (ICCD) Division
- Graduate Studies in Management (GSM) Division
- Economics Division
- Research Division
- Division of Alumni Affairs (DAA)
- Corporate Relations and Placement Division (CRPD)
- Journals Division
- Centre for Distance and Online Education (CDOE)

#### (a) Executive Management Programmes (EMP) Division

The Executive Management Programmes (EMP) Division has been conceived to provide training to Government officials, diplomats, entrepreneurs, exporters, the corporate sector and civil society members to develop a broader understanding of issues related to international business and its implications on trade policy. EMPD initiates programmes designed to generate views, opinions, and analysis of contemporary trade and economic issues which are of interest to different countries, particularly developing countries.

#### (b) Management Development Programmes (MDP) Division

The Management Development Programmes (MDP) Division of the Institute offers regular training programmes to the Officers/Executives of Government/PSUs, Corporate and Private Sector in the area of International Trade, International Marketing, Finance, Export Import Management, Global Supply Chain Management, Strategic Management, Human Resource, IT, Capacity Building for SEZs, Data Analytics, Trade Analytics, etc. The division also conducts various in-service training programmes for various officers of Government of India including IAS and other All India Service. IIFT is a nodal institute for conducting a nine-month residential foundation training programme for the Indian Trade Service Probationers. Besides, Institute also

conducts training programmes for the Officer Trainees of the Indian Revenue Service, Indian Foreign Service, Indian Economic Service, Indian Statistical Service, etc.

The institute is conducting a series of online certificate programmes on “Export Import Business” for exporters and entrepreneurs spread across the country under the Niryat Bandhu Scheme of DGFT, Government of India. So far, more than 1400 exporters and entrepreneurs have been provided training under the scheme. With the initiative of DGFT, IIFT launched Niryat Bandhu programmes through MOOC (Massive Open Online Course) platform. This programme can be attended by anyone anywhere through online mode.

Further, the Division also conducts the following long-duration programmes through hybrid/online/on-campus mode.

- Post Graduate Certificate Programme in International Business & Finance.
- Certificate Programme in Export and Import Management through Hybrid mode.
- EDP on Strategies for International Business.
- EDP on Global Supply Chain Management.
- Certificate course in Global Supply Chain Management for the officers of Armed Forces through DGR.

#### **(c) Graduate Studies in Management (GSM) Division**

The Graduate Studies in Management (GSM) Division of the Institute is the nodal division of full time/long duration programmes to oversee the on-campus teaching programmes of IIFT. These include the flagship programmes of IIFT - MBA in International Business and MBA in Business Analytics, besides the Weekend MBA in International Business and the Certificate Programmes of the Institute.

#### **(d) Economics Division**

The M.A. (Economics – Specialization in Trade & Finance) Programme has been launched in IIFT to impart advanced knowledge in Economics. The Programme is conducted simultaneously in Delhi and Kolkata. The Programme assimilates curriculum & teaching pedagogy from the economics departments of the best universities of the world. Emphasis is laid on the latest developments in the field of theoretical Economics and their empirical

applications. In addition to classroom interactions, careful attention is provided to each and every student in tutorial as well as group classes. The Ph.D. in Economics (fulltime) Programme offered at IIFT is one of the most preferred research degree programme available in Indian and Overseas Universities/Institutes.

#### **(e) Research Division**

Research holds great significance in the growth of the Institute as it provides a strong interface between creation of knowledge and training. The institute has developed substantial consultancy capacity in analyzing international business scenario and developing appropriate corporate strategies.

The Institute has also been successfully bidding for both national and international projects. The Research Division keeps organizing crucial national and international conferences on contemporary themes from time to time, which brings together eminent resource persons both from multilateral bodies, government sector and renowned academic institutions. The Ph.D. Programme (Management) offered by the division is immensely well-acclaimed.

#### **(f) Division of Alumni Affairs (DAA)**

The DAA has been carrying out all the regular annual activities like the Regional Chapter Meets, the IIFT Conclave, the Grand Alumni Reunion, Alumni Roundtable, Batch Meets, and various other activities to keep the alumni engagement with the Institute growing and meaningful. IIFT alumni holds top positions in different professions across the corporate, public sector, media, sports and academia. Alumni provides considerable help, support and guidance regularly for organizing summer and final placements, Guest Lecture Series, corporate competitions, live projects, mentorship and other institute-industry interface activities for the students.

#### **(g) Corporate Relations and Placement Division (CRPD)**

Placement Committee, which is an elected body of the students of the MBA International Business Full Time Program, functions under the Corporate Relations and Placement Division. Placement Committee has the mandate to reach out to the corporate sectors and administer the summer internships and the final placements process at the Institute.

The Placement Committee is guided by the Head of the

Division in these endeavours. The Placement Committee does the pitching, inviting company stalwarts for guest lectures, engaging corporate sectors for the summer internship programme and securing final placements of the graduating students.

Indian Institute of Foreign Trade (IIFT) concluded Final Placements for the 2022-24 batch of its Flagship MBA (IB) Programme. The placement cycle saw participation from 120 reputed recruiters across diverse domains and industries. It witnessed an average CTC of Rs. 27.3 lakh per annum and the median CTC stood at Rs. 25 lakh per annum. The highest international CTC offer stood at Rs. 75.6 lakh per annum. The top 25 percent students of the batch received an average CTC of Rs. 40.6 lakh per annum.

The final placements, along with the 100 percent placements for the Summer Internships of the of MBA (International Business) and MBA (Business Analytics) Programmes 2023-25 completed earlier on, mark an exceptional achievement in challenging times.

#### (h) Journal Division

- **Monthly Seminar Series**

The Journal Division has taken an initiative to start a monthly seminar series. In this seminar, external experts are invited to present an academic research paper/topic and to interact with faculty members/research scholars at IIFT. One of the primary purposes for such events is to foster a research culture among faculty members and students

- **Publishing Focus WTO and IIFT Quarterly Newsletter**

Journals Division publishes an in-house quarterly publication of IIFT which publishes full research papers, case-studies, monographs, book reviews, and synopsis of doctoral dissertation in international business and management research.

- **Publishing Foreign Trade Review**

The Journals Division publishes Foreign Trade Review (FTR), which includes Research Articles, commentary and book reviews in the domain of theoretical and empirical issues in cross-border issues.

#### (i) Centre for Distance and Online Education (CDOE)

The Centre for Distance and Online Education (CDOE) was set up in the Institute in 2021 to provide access to quality education to the remotest places in the country as envisaged under the New Education Policy (NEP) 2020.

The CDOE offers the following programmes:

- **MBA-IB (Online) Programme** - The MBA-IB (Online) Programme is a two-year curriculum designed for working professionals who intend to augment their business acumen without taking a career break.
- **Executive Post Graduate Diploma programme in International Business (EPGDIB)- Online (15 months' duration)** - The Post Graduate Executive Diploma in Management (Executive PGDM) is a 15-months Online Programme of the Indian Institute of Foreign Trade which has been designed especially for those wishing to tap international markets.
- **Certificate programme of 4 months duration on 'Growth and Transformation through FinTechs'.**
- **Online MDP** - The Centre offers Online MDPs, spreading across the entire spectrum of functional areas in the International Trade & Logistics, Finance, Import Export Management and International Business.

#### (j) Centre for North Eastern Studies (CeNEST)

IIFT in collaboration with NEC has established CeNEST (Centre for North Eastern Studies) in 2016. The secretary of NEC is also the Chairman of the Apex Body of CeNEST. The Centre includes members of Stakeholders who are representing all the Northeastern States. The Centre is involved in Training, Research, and networking in all the Northeastern States towards improving exports. The Centre has already established export clinic in Guwahati for the state of Assam, with the support of Industries Department. Through the clinic, the Centre has commenced workshops to be conducted on all the districts of Assam. The success of the Assam model has also helped the Centre to replicate the same in the other States of Northeast. The center also conducts different research studies on contemporary issues impacting International Business for the different States of North East including Assam.

#### 9. PUBLIC SECTOR CORPORATION (ECGC, MMTCLTD., PEC LTD., ITPO, NCTI, STC, STCL LTD.)

##### (A) ECGC Ltd (Formerly Export Credit Guarantee Corporation of India Ltd.)

ECGC covers export transactions destined to more than 200 countries of the world. It has supported over 7,000 distinct exporters through direct credit insurance cover and over 9,000 exporters through credit insurance covers

to banks. More than 90 percent of its customers belong to small exporters segment. ECGC has supported total exports of Rs. 7.34 lakh crore during 2023-24, which constitute more than 20 percent of national merchandise exports from India. ECGC has also supported around 33 percent of total export credit disbursement by all the banks in India during April 2023 to March 2024, through

Export Credit Insurance for Banks (ECIB) covers extended to twenty-one banks which includes all the nationalized banks and nine private sector banks and cooperative banks. It has settled claims of over Rs. 8,250 crore during the last 10 financial years (between FY 2014-15 to 2023-24).

The details of exports supported by ECGC over the last five years are as under:

(Values in Rs. crore)

Year	2019 -20	2020-21	2021-22	2022-23	2023-24	From 1 <sup>st</sup> January 2023 to 31 <sup>st</sup> March 2024
Value of Exports Supported	5,61,606	6,02,801	6,18,845	6,63,602	7,34,830	9,48,443

### Performance of ECGC

(Values in Rs. crore)

S. No.	Performance Parameter	FY 2022-23	FY 2023-24	From 1 <sup>st</sup> January 2023 to 31 <sup>st</sup> March 2024
1	Total number of Insurance Covers	24,895	24,377	29,156
2	Total Maximum Liability	1,14,777	1,18,010	1,18,010
3	Total Business Covered (Risk Value- Value of Exports Supported)	6,63,602	7,34,830	9,48,443
4	Total Premium Amount	1,197	1,271	1,637

In order to expand its business and coverage of national exports, it has recently taken the following initiatives:

- Enhanced cover of 90 percent (from an average 70 percent cover) to small exporters having aggregate export credit working capital limit up to Rs. 50 crore under its Whole Turnover Export Credit Insurance for Banks (WT-ECIB) w.e.f. 1st July 2023. This is aimed at encouraging the banks to lend affordable and adequate export credit to small exporters enabling them to explore new markets/new buyers and diversify existing products portfolio competitively.
- Revamped some of its existing products like Multi Buyer Exposure Policy (MBEP), Export Receivables Insurance Cover (ERIC) commonly known as 'Cover for factors' in Indian rupee and 'Domestic Credit Insurance Policy' (DCIP) for exporters.
- Expanded its services from ECGC IFSC Insurance Office, GIFT City, Gandhinagar and introduced new product ERIC in foreign currency.
- The Company has introduced 'Pre-Shipment Risk Cover' from January 2024. It is an Add-on risk cover to

the exporters holding Multi Buyer Exposure Policy (MBEP) covering the loss towards the expenses incurred in the production of goods which could not be exported owing to the insolvency of the buyer and/or political risks such as war or import restriction.

Further, ECGC has signed an MoU with the Ministry of MSME for implementing the 'Capacity Building of First Time MSE Exporters' (CBFTE) component of International Cooperation (IC) Scheme. The objective of the CBFTE scheme is to enable the Micro and Small Enterprises (MSE) to promote their products and services in the international markets through incentivization at various stages of the business cycle. Under the CBFTE scheme, refund of premium up to Rs. 10,000/- in a financial year, is allowed to the new exporters holding 'Small Exporter's Policy', subject to certain eligibility criteria. This move is expected to encourage MSE exporters to venture into exports and reduce their transaction cost towards credit insurance covers.

## (B) MMTC Limited

MMTC Limited was incorporated in 1963 as an independent entity primarily to deal in exports of minerals and ores and imports of non-ferrous metals. Later, it diversified its business portfolio keeping in view national requirements/new business opportunities and various commodities like fertilizers, bullion, agro etc. were progressively added to the portfolio of the company.

MMTC has been de-notified as a State Trading Enterprise since 8th December 2022.

### (i) Initiatives

#### Swachh Bharat – Swachhta Action Plan (SAP)

During the year 2023 -24, MMTC undertook SAP activities on PAN India basis to support the Swachh Bharat Abhiyan.

#### (a) Clean Office Premises

- Display of slogans/ signage and photographs related to Swachhta in office premises of MMTC at CO/ Regional /Sub-Regional/ Camp Offices located across India.
- Proper up-keep and continuation of cleaning up operations of offices in MMTC Corporate/ Regional/ Sub-Regional/ Camp offices.
- Continuation of the weeding out campaign of old files/records in line with the Record Retention Schedule along-with digitalization of records by identifying and sending the same to the Record rooms and carrying out weeding of files.
- Regular cleaning, proper up-keep and plantation of saplings /trees at Site Office in MMTC Colony premises.
- Conducting regular Swachhta Pakhwada from 1st November to 15th November every year in all the offices of MMTC Limited and the same was conducted during 2023-24 across the country.

#### (b) Swachh Vidyalaya Initiative

- The Swachh Vidyalaya Initiative has been taken up by MMTC Limited and various activities conducted in the adopted School i.e. Nagar Nigam Prathmik Vidyalaya, Malviya Nagar, New Delhi, in the Swachhta Mission through participation in regular cleanliness drives.
- Beautification of the School premises i.e. cleaning, up-bringing of plants/trees, repair and painting activities, plantation of saplings, disinfections etc., on regular basis.
- Health and Fitness: To boost children's cognitive, mental & physical health motivational talks conducted for keeping themselves fit and active.

### (c) Workshop & Seminar/Training

- During the Financial Year 2023-24, Officials were nominated for trainings/workshops for Stress Management, Motivation, Prevention of Sexual Harassment at workplace, Gender Equality, Women Empowerment

**(ii) Digital India:** As a part of implementing Government of India's initiative of Digital India, MMTC is in process of implementing e-Office Lite from NIC (An Organisation under Ministry of Electronics & Information Technology) for increased transparency in the decision making.

**(iii) Clean Energy:** MMTC had set up a 15 MW capacity Wind Mill project at Gajendragad Karnataka in 2007-08. The project has contributed to the development of the area by meeting some portion of energy needs of Karnataka state. MMTC also earns income through wind power generation.

**(iv) Financial Performance:** MMTC achieved a Net Profit of Rs. 68.21 crore in 2023-24.

**(v) Subsidiary Company:** MMTC Transnational Pte. Ltd. (MTPL), Singapore is a wholly owned subsidiary company of MMTC. Currently, the company is under liquidation in Singapore.

**(vi) Corporate Social Responsibility:** For the Financial Year 2023-24, there is no CSR budget approved by the Board of Directors/CSR Committee on account of losses in previous years.

### (C) PEC Limited

PEC Ltd. was formed on 21st April 1971 as a wholly owned subsidiary of STC. PEC Limited became an Independent Company under the Department of Commerce w.e.f. 27th March 1991. Over the years, PEC Ltd. was involved in export and import of various essential and industrial commodities. The Company has stopped business operations since September 2019.

#### (i) Human Resource

As on 31st March 2024, PEC Ltd. had 35 employees out of which 09 employees were on deputation outside PEC.

#### (ii) Compliances

The company is following Government guidelines related to use of Hindi in Official Work, Citizen Charter, Public Redressal Mechanism and RTI.

#### (iii) Corporate Social Responsibility & Sustainability

With the introduction of Section 135 of the Companies Act, 2013, Company has constituted a Corporate Social Responsibility Committee. The CSR Policy adopted by the Board of Directors is available on the Company's website 'www.peclimited.com'. PEC has been incurring losses

since 2014-15, hence it has no obligation of incurring CSR expenditure.

#### **(D) India Trade Promotion Organization (ITPO)**

The India Trade Promotion Organisation (ITPO) serves as India's leading agency for trade promotion, offering a wide range of services to businesses and serving as a driving force for the expansion of India's trade. With its headquarters based in Bharat Mandapam (previously Pragati Maidan) New Delhi, and additional regional offices in Chennai, Kolkata, and Mumbai, ITPO ensures inclusive participation of trade and industry from various parts of

the country in its various domestic and international events.

Various activities and developments in ITPO during the period 1st April 2023 to 31st March 2024

#### **Bharat Mandapam Convention Centre**

On 26th July 2023, the Hon'ble Prime Minister of India inaugurated the newly established International Exhibition Cum Convention Centre, renaming it as "Bharat Mandapam" and called this iconic structure as **"A Gateway to Global Opportunities"**.





Hosting the G-20 Leaders' Summit at the world-class Bharat Mandapam Convention Centre marked a significant milestone in the history of ITPO. Overcoming challenges and working collaboratively with the various Departments and Ministries of the Government of India and other agencies, ITPO dedicated its best efforts to complete the project on time. Successful completion of the summit allowed Bharat Mandapam, to be proudly showcased to the world during the G-20 summit, representing the spirit of "Viksit Bharat."

### **Key Highlights of the G20 Summit, 2023 hosted at Bharat Mandapam**

#### **Efficient Facility management**

- ITPO ensured High-speed internet, State-of-the art audio-visual facilities integrated through multiple cameras, Mic systems, Seamless and Uninterrupted Power Supplies, Air conditioning and Precision Lighting for appropriate effects in different facilities at Bharat Mandapam etc.
- Robust Building Management System with around 67+ critical services like flawless operation of Lifts, Escalators, Air handling units (AHUs) & Heating, Ventilation and Air Conditioning (HVAC) systems, was deployed by ITPO.

#### **Workforce Management**

- Collaborating between approximately 100+ agencies such as NBCC, CBRE, RailTel, CDAC etc., ITPO ensured the summit's success.

- ITPO managed a diverse workforce of 2500+ personnel and deployed them across 300+ identified critical locations around the huge 123-acre campus.

#### **Efficient and Robust IT Infrastructure**

- ITPO deployed an efficient and capable technical team to provide seamless connectivity through 5G Internet.
- 3500+ Man-days were invested for IT infrastructure, 1600+ indoor antennas, around 35 km of radio frequency cable and 25 km of Fibre cable was deployed to provide uninterrupted telecom services at Pragati Maidan for the G20 Summit.

#### **Key Initiatives undertaken by ITPO during the year 2023-24**

- The ISO 9001:2015 certification is a globally recognized standard that defines the criteria for a quality management system (QMS). This certification was awarded to ITPO, marking a significant achievement in its commitment to quality.

- The Convention Centre, a premium facility under Government management, presented unique challenges given its novelty and the frequent hosting of VIP and VVIP events. Lacking any precedent for such an operation, the task demanded meticulous planning, the development of Standard Operating Procedures (SOPs), and extensive training for all involved teams, as well as the strategic engagement of vendors. ITPO handled these complex requirements with remarkable efficiency, setting a high standard for operational excellence in managing such a distinguished venue.
- Maiden Mega Events such as the Atmanirbhar Bharat Utsav, Bharat Mobility Global Expo, Bharat Tex, Start-up Mahakumbh etc. were organized at Bharat Mandapam. This showcases the venue's exceptional capability to host large-scale, diverse events that not

only cater to a wide array of industries but also play a crucial role in promoting India's self-reliance and innovation on a global stage.

- Bharat Mandapam Mobile App has been developed, which provides users with a wealth of information related to the Bharat Mandapam and the India Trade Promotion Organization (ITPO). Users can access details about upcoming events at the Bharat Mandapam, as well as explore the Digital India Initiatives of the Government of India. Additionally, the app offers extensive features such as an indoor route map and language translation capabilities.

As on 30th April 2024, Bharat Mandapam Convention Centre has hosted over 140 events, garnering recognition both nationally and internationally. Below are the details of some of the notable events:

S. No.	Event Name	Organizer
1.	G- 20 Summit	Ministry of External Affairs
2.	World Food India	Ministry of Food Processing Industries
3.	Global Partnership on Artificial Intelligence	Ministry of Electronics and Information Technology (MeitY) / NeGD
4.	State Ranking Framework & National Startup Awards	Invest India
5.	Pariksha Pe Charcha	Ministry of Education
6.	Walmart Vriddhi Conference	Tantraa Events
7.	India@47 Industry Vision	DPIIT
8.	Indo-U.S. Roundtable and Award Ceremony	Indo US Science & Technology Forum
9.	Unlocking Potential: Integrating AI in UAV Indo US Applications	Science & Technology Forum
10.	Phonepe App Launch	Meraki Communications Pvt. Ltd. Cab Experiences
11.	71 <sup>st</sup> Miss World Festival	Miss World
12.	National Creator's Award	Ministry of Electronics and Information Technology
13.	India-European Free Trade Association, Trade and Economic Partnership Agreement, (India - EFTA TEPA)	Ministry of Commerce and Industry
14.	India-Iceland Bilateral Meeting	Ministry of External Affairs
15.	India-Italy Joint Defence Committee Meeting	Ministry of Defence
16.	International Conference on Disaster Resilient Infrastructure	Coalition for Disaster Resilient Infrastructure

Many of the aforementioned events have successfully promoted India's trade and contributed to its growth. For instance, World Food India, organized by the Ministry of Food Processing Industry, saw an impressive attendance of 1,208 exhibitors, 14 country pavilions, and significant participation from 715 international buyers, 218 domestic buyers, and 97 corporate leaders.

In addition to its impressive roster of successful events, Bharat Mandapam hosted the Global Partnership on Artificial Intelligence (GPAI) summit, a gathering of global AI experts representing GPAI, International Organizations, Industry/Startups, and Academia. This summit served as a platform for fostering collaboration and discussion on the future of artificial intelligence, paving the way for advancements in this rapidly evolving field. Moreover, approximately 40 events are slated to be organized at the Bharat Mandapam Convention Center by December 2024.

### **Domestic Fairs**

ITPO organized its flagship event India International Trade Fair 2023, 42nd edition from 14th-27th November 2023, at Bharat Mandapam, Pragati Maidan, New Delhi in Hall No. 1 to 14. The Theme for this edition was "VasudhaivaKutumbakam - United by Trade". Smt. Anupriya Patel, Hon'ble Minister of State for Commerce and Industry and Shri. Som Prakash, Hon'ble Minister of State for Commerce and Industry, Government of India inaugurated the fair on 14th November 2023.

### **Key Highlights of 42nd India International Trade Fair, 2023**

The 42nd edition of the annual flagship event, the India International Trade Fair marked a historic milestone, emerging as the most impressive and successful edition in its history. Spanning around 1,10,000 square meters, the fair provided a remarkable showcase of India's diversity. An unprecedented over 3,500 exhibitors participated, representing a dynamic mix of Indian and international exhibitors. The event featured a distinguished roster of over 470 prominent participants, including marquee companies, Self Help Groups, artisans, women entrepreneurs, exhibitors from SC-ST community and innovative start-ups. It also boasted an impressive global footprint, drawing 59 foreign entities from 12 countries such as the UAE, Afghanistan, Bangladesh, Oman, Egypt, Lebanon, Nepal, Thailand, Turkiye, Iran, Tunisia, and Kyrgyzstan. Attracting approximately one million visitors, the fair solidified its position as a pivotal event on the

international trade show circuit, showcasing a unique blend of commerce, culture, and innovation in a manner never seen before.

ITPO also successfully organised the 38th edition of its flagship event, AAHAR - The International Food and Hospitality Fair, 2024. Held from 7th-11th March 2024, at Bharat Mandapam, New Delhi, spanning across Halls 1 to 14, this event is the largest B2B expo in Asia within the Food and Hospitality Industry. With its extensive array of exhibitors, insightful seminars, and innovative showcases, AAHAR continues to serve as a premier platform for fostering connections, exchanging ideas, and showcasing the latest trends and technologies in the food and hospitality sector.

### **Key Highlights of AAHAR- The International Food and Hospitality Fair, 2024**

The 38th edition of AAHAR - The International Food and Hospitality Fair, hosted at Bharat Mandapam in New Delhi, marked a momentous chapter in its history. The fair expanded its exhibition area to a groundbreaking expanse of approximately 1,15,000 square meters, underlining its impact and reach within the global industry. AAHAR continued to celebrate the diversity of its participants, with over 1,700 exhibitors from both India and around the world. This created a dynamic and colorful platform for the display of diverse culinary and hospitality innovations.

The fair's international reach was especially pronounced, featuring 80 foreign entities from 18 distinguished countries, including major players such as Australia, Brazil, China, the European Union, France, Germany, Iran, Italy, Japan, Spain, Sweden, Switzerland, Taiwan, Turkmenistan, Turkey, UAE, UK, and USA. This robust international participation underscored AAHAR's status as a leading global epicentre in the Food and Hospitality sector, attracting a remarkable number of Business Visitors eager to explore the latest trends, technologies, and tastes offered by a truly international ensemble of industry leaders.

### **Fairs held Abroad**

During the year 2023-24, ITPO promoted India's International participation and organized India shows in various overseas trade fairs. ITPO organised trade fairs majorly in 11 countries, namely, USA, Canada, South Africa, Mexico, Greece, Germany, UAE, Morocco, Italy, UK, and Japan.

### Fairs organized by 3rd Party Organizers

A total of 86 third-party events have been organised at the

Bharat Mandapam Exhibition Halls in the period in the year 2023-24.

Some of the notable events are as follows:

S. No	Event	Organizer
1.	A CETECH	Asian Business Exhibitions and Conferences Ltd.
2.	31 <sup>st</sup> Convergence India and 9 <sup>th</sup> Cities India 2024 Expo	Smart Exhibition India Pvt. Ltd.
3.	The Haat of Art	Exhobuzz Pvt. Ltd.
4.	Oneplus launch	Shobiz Experiential Communications Pvt. Ltd
5.	Bharat Mobility Global Expo 2024	Society Of Indian Automobile Manufacturers
6.	New Delhi World Book Fair (NDWBF) - 2024	National Book Trust, Ministry of Education,
7.	Footwear India Expo	Footwear India Expo
8.	Bharat Tex 2024 Global Textile Expo	Apparel Export Promotion Council, Ministry of Textiles
9.	Startup ka Mahakumbh	ASSOCHAM / DPIIT

The Bharat Mobility Global Expo, which drew over 800 exhibitors from over 50 countries, stands out as a noteworthy event. This exposition presented state-of-the-art innovations in mobility solutions, spanning from electric vehicles to intelligent transportation systems. By uniting industry leaders, innovators, and policymakers, the expo fostered substantial exchanges and partnerships with the goal of promoting sustainable mobility practices on a global scale.

Furthermore, Bharat Mandapam also played host to Bharat Tex, a premier textile exhibition organized by a consortium of 11 Textile Export Promotion Councils and supported by the Ministry of Textiles. With over 3,500 exhibitors, 3,000 buyers from 111 countries, and staggering one lakh trade visitors, Bharat Tex underscored the significant potential of India's textile sector on the global stage. The event not only showcased the rich diversity and craftsmanship of Indian textiles but also served as a platform for forging international collaborations and expanding market opportunities.

Moreover, hosting the "Startup ka Mahakumbh" at Bharat Mandapam underscored the country's commitment to

fostering entrepreneurship and innovation. By providing a platform for budding entrepreneurs to showcase their ideas, connect with investors, and gain valuable insights, Bharat Mandapam played a crucial role in nurturing the startup ecosystem and driving economic growth.

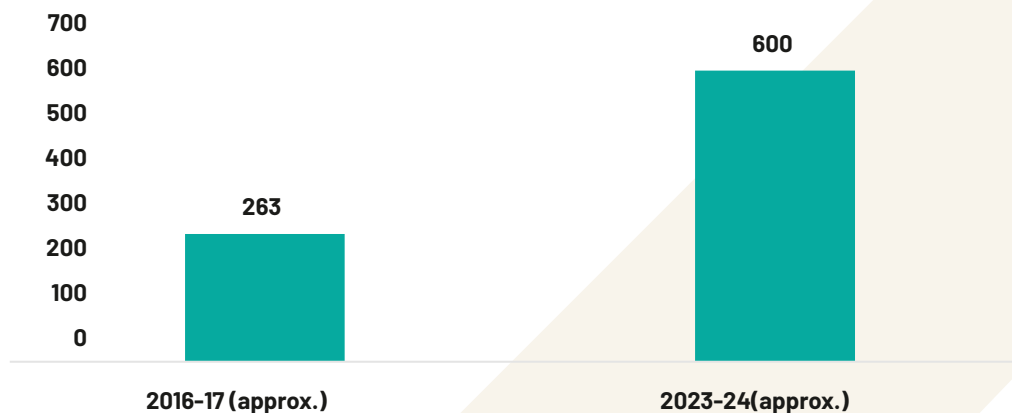
In addition to the above, a remarkable line-up of approximately 52 events is currently in the pipeline to be hosted at the Bharat Mandapam Exhibition Halls till December 2024.

### Financial highlights

ITPO has demonstrated substantial growth in its operational revenue over the past five years. In the fiscal year 2016-17, ITPO's revenue from operations was recorded at approximately Rs. 263 crore. By the fiscal year 2023-24, this figure has remarkably increased to approximately Rs. 600 crore, underscoring a significant upward trajectory in financial performance. Moreover, in a robust display of financial prudence, ITPO has also successfully pre-paid loans amounting to Rs. 175 crore during the fiscal year 2023-24.

(Values in Rs. crore)

### Total Income Generated by ITPO



#### IT Infrastructure

- **G20 Summit 2023**
- Seamless telecom network and internet connectivity was provisioned during the event with a robust cyber security ecosystem.
- India International Trade Fair 2023
- Mobile App for event related information dissemination with navigation facility through Beacon based technology was developed for the event as a new digital initiative.
- Telecom network coverage was optimally maintained during the event through In-Building Solution deployment and telecom infra-augmentation to avoid any inconvenience to the exhibitors & visitors.
- Mobile charging station facility was provided for exhibitors and visitors through deployment of portable power banks kiosks for the first during the event.
- Online space booking facility for exhibitors and online ticket booking facility for the visitors were continued during the event.

#### (E) National Centre for Trade Information (NCTI)

National Centre for Trade Information (NCTI) was set-up through a cabinet decision dated 30th August 1994 and incorporated on 31st March 1995 as a company under Section 8 of the Companies Act, 2013 (earlier Section 25 of the Companies Act, 1956) as a Joint Venture between India

Trade Promotion Organisation (ITPO) and National Informatics Centre (NIC). The organization was functioning as a non-profit entity and was involved in providing customized trade information services on payment basis to the Department of Commerce, ITPO and other Government organizations. In the background of poor business, crunch of manpower and deteriorating finances, Board of Directors (BoD) of the Company decided to initiate the process of winding up of the Company.

The Cabinet in its meeting dated 30th June 2021 approved the winding up/voluntary liquidation of the National Centre for Trade Information (NCTI) with immediate effect and utilization of the Corpus Funds & other funds available with National Centre for Trade Information (NCTI) to settle all its debts as per the Companies Act 2013 and relevant provisions of the Insolvency & Bankruptcy Code 2016. Accordingly, NCTI in its 94th BoD meeting held on 24th August 2021 passed the resolution for Voluntary Winding up of NCTI. It was further resolved that pursuant to the provision of Regulation 3 of IBBI (Voluntary Liquidation Process) Regulations, 2017, and upon the passing of the Special Resolution by the shareholders (ITPO & NIC) in their meeting (AGM), the voluntary liquidation shall be deemed to commence.

The Liquidation work i.e. auction of assets of NCTI, settlement of claims of ITPO & NIC, closure of Gratuity Policy with LIC of India, and appointment of agency for storage of records as per provision of Code as well as distribution of available surplus to ITPO, have been

completed. Further, there was a long pending matter pertaining to the Assessment Year 2014-15 in which the Liquidator had managed to obtain the rectification order from the Income Tax Department in the month of July 2022, granting the refund of Rs. 14,93,110/-. However, the refund is still pending with the department.

The Liquidator has closed the bank account of the Company maintained with Canara Bank, ITPO Pragati Maidan Branch. Since the refund from the Income Tax department is yet to be received by the Company, therefore, old Bank Account of the Company maintained with Central Bank of India, Pragati Maidan is still operative and the same will be closed on receipt of the refund from the said Department. The balance lying in the said bank accounts have already been transferred to the NCTI's Liquidation Account, a new account opened in Central Bank of India, Pragati Maidan, New Delhi for liquidation purposes and as required under the Law.

Thus, in view of the above issue (I Tax refund), the final Report/ Form H along with the requisite application is yet to be submitted to Registrar of Companies, IBBI and Hon'ble NCLT for dissolution of the Company.

#### **(F) The State Trading Corporation of India Ltd. (STC)**

STC was set up on 18th May 1956 under the administrative control of the Ministry of Commerce & Industry and has played an important role in the country's economy. STC arranged imports of essential items of mass consumption (such as wheat, pulses, sugar, edible oils, etc.) and industrial raw materials into India and also contributed significantly in developing exports of a large number of items from India from time to time. STC was one of the nominated agency for import of bullion, urea, etc.

#### **(i) Performance: 1st January 2023 to 31st March 2024**

##### **(a) Turnover**

During the period 1st January 2023 to 31st March 2024, the Company did not undertake any business activity.

##### **(b) Profitability**

As per audited accounts for the year 2023-24, STC has declared Profit after Tax of Rs. 52.21 crore. The profit was on account of enhanced rental income from Jawahar Vyapar Bhavan and reduction in establishment costs in view of overall reduction in the manpower of the Company.

##### **(ii) Corporate Social Responsibility**

As per Section 135 of the Companies Act, 2013, the Company was not mandated to allocate CSR budget for the period 1st January 2023 to 31st March 2024 due to average

net loss of last three preceding financial years, thus no CSR activities were undertaken during the period.

##### **(iii) Rajbhasha**

In order to promote the usage of Rajbhasha in Company's day-to-day work, efforts were made by STC to achieve the targets prescribed in the Annual Programme for the period 1st January 2023 to 31st March 2024 issued by the Department of Official Language (Ministry of Home Affairs).

##### **(iv) Compliances**

STC complied with various guidelines issued by Government of India from time to time such as Corporate Governance, Sexual Harassment of Women at Workplace (Prevention, Prohibition & Redressal) Act, RTI Act, Public Grievance Redressal Mechanism, Whistle Blower mechanism, etc. Further, STC has been complying all the applicable provisions of Companies Act and SEBI (LODR Regulations), etc. The complaints referred by CVC as well as direct complaints are disposed-off by Vigilance Division of STC as per procedure laid down by CVC.

##### **STCL Limited**

STCL Limited was incorporated as 'Cardamom Trading Corporation Limited', a Private Limited Company in 1982. In 1987 it was renamed as "Spices Trading Corporation Limited". In 1999, it became a subsidiary of The STC of India Ltd. In August 2004, it was renamed as "STCL Limited".

The Authorized share capital of Company is Rs. 5 crore. The paid-up share capital is Rs. 1.5 crore. The entire paid-up capital is held by STC of India Ltd. The net worth of the Company is Rs. (-)4559.33 crore as on 31st March 2024.

During 2008-09 Company undertook third country merchanting trade and due to default in the payment by business associate, the company suffered huge losses and subsequently, Union Cabinet in 2013 approved closure of company. The company stopped all business activities from 2014-15 onwards. Currently, winding up petition filed by company is pending for decision in High Court of Karnataka, Bengaluru.

#### **10. EXPORT INSPECTION COUNCIL (EIC)**

The Export Inspection Council (EIC) was established by the Government of India under Section 3 of the Export (Quality Control and Inspection) Act, 1963 to ensure sound development of export trade of India through Quality Control and pre shipment Inspection and for matters connected thereof. The EIC is an advisory body to the Central Government for notification of commodities which

are subjected to quality control, standards, inspection etc. before they are exported.

The major role of EIC is to ensure Quality and Safety of products exported to meet the requirement of importing countries. This assurance is provided through either a consignment-wise inspection system or quality assurance/food safety management system-based certification through its field agencies i.e., the Export Inspection Agencies (EIAs) established under Section 7 of the Act. The EIAs are headquartered at Mumbai, Kolkata, Kochi, Chennai and Delhi with a network of 24 sub offices backed by state-of-the art laboratories accredited by National Accreditation Board for Testing and Calibration Laboratories (NABL) as per ISO/IEC 17025:2017, Proficiency Testing Providers accredited by NABL as per ISO/IEC 17043: 2023 and Inspection activities by National Accreditation Board for Certification Bodies (NABCB) as per ISO/IEC 17020: 2012, all over India.

The EIC provides mandatory certification for various food items, namely Fruit & Vegetable Products; Basmati Rice & Non-Basmati Rice (for EU), Fish & Fishery Products, Milk & Milk products, Egg & Egg products, Honey, Poultry meat products, Animal casings, Crushed bones, Ossein and Gelatin (COG), Feed additives & Pre-mixtures, Peanut and Peanut products (EU & Malaysia). Other food items that are not notified under the Act are being certified under Voluntary Certification Scheme, as per the importing country's requirements. Export Certification is carried out by EIC's field organization EIAs and is based on two systems, namely, Consignment Wise Inspection (CWI) system and Food Safety Management Based Certification (FSMS) system which is based on Hazard Analysis Critical Control Points (HACCP). These systems are designed to ensure that the requirements of importing countries are complied to. EIC certification system is recognized globally.

In this era of changing dynamics of food safety regulation and certification, the EIC has transformed its role and functions to build up the confidence among the trading partners across the globe. The EIC has been instrumental in evolving the stakeholders including exporter fraternity to meet the changing requirements of importing countries with rising food safety incidents. The EIC is actively involved in standard setting process at national and international levels and provides feedback to ensure that the interest of exporters as well as that of the importers from our trade partners are protected. The EIC has

adopted Quality Management System and is ISO 9001:2017 certified organization.

Major Activities of the EIC, inter-alia, include:

- Approval of processing establishment based on Food Safety Management System to ensure safety and quality of commodities meant for export as per importing countries standards
- Pre-shipment Inspection and Certification based on Consignment Wise Inspection (CWI) to assure quality of export commodities as per laid down specification
- Issuance of Preferential Certificate of Origin for export products under various preferential tariff schemes
- Issuance of different types of certificates, namely, Health Certificates, Authenticity Certificates, Non-GMO Certificates etc. under various export certification schemes
- Recognition of Inspection Agencies and Laboratories

### **Commercial Relations, Trade Agreements & International Trade organization**

The EIC, since its establishment is playing a crucial role in promoting export trade from India through its quality control & inspection activities by ensuring compliance of the requirements of importing countries. The quality assurance activities of EIC help to facilitate world wide access for Indian exports and instil confidence in the importers as well as importing countries authorities' about quality and safety of Indian products. In line with the national and international needs, EIC continues to strive to achieve Memorandum of Understandings (MoUs)/ Mutual Recognition Agreements (MRAs)/ Equivalence Agreements/ Recognitions/ Cooperation Arrangements with the major trading partners. These arrangements facilitate acknowledgement of EIC's Certification System by regulatory authorities of importing countries and avoid multiple border inspections.

The EIC has transformed its resources and service quality with specific aim to fulfil the initiatives taken by Government of India on ease of doing business and digital India with core objective to provide increased opportunity for export of food commodities vis-a-vis International needs. The EIC is actively collaborating with other stakeholders, like, other promotional boards, exporters, importing countries authorities, industry associations, chambers of commerce in building infrastructure, skill upgradation, technical competence and analytical capability. The EIC proactively developing its own

competence to meet any future challenges related to SPS measures imposed by the developed countries.

The key activities of EIC/EIAs during the year 2023-24 are given below:

- **SPS-TBT Issues**

- The EIC conducted an Interactive Session on “SPS-TBT Issues in Milk & Milk products, Fruits & Vegetables Products, Rice, Peanut, Spices, Millets Cereals & Pulses, Feed Additives and Other Products” jointly with Micro, Small & Medium Enterprises (MSME) Tamil Nadu, Central Food Technological Research Institute (CFTRI), Agricultural & Processed Food Products Export Development Authority (APEDA), Spices Board, Federation of Indian Export Organisations (FIEO), Department of Animal Husbandry, Tamil Nadu, National Dairy Research Institute (NDRI), Tamil Nadu Veterinary and Animal Sciences University (TANUVAS) and Indian Council of Agricultural Research (ICAR)-National Research Centre for Banana during April 2023.

- **Participation in Codex Committees**

- Officers from EIC, as part of Indian delegation participated in the 26th Session of Codex Committee on Food Import and Export Inspection and Certification Systems (CCFICS26) held in Hobart, Tasmania, Australia, during 1st-5th May 2023. The delegation of India during plenary of CCFICS26, presented discussion paper along with project document on new work proposal for “Guidance on appeals mechanism in the context of rejection of imported food”. There was general support for the proposal, and it was recognized that the subject was within the scope of the CCFICS, and there was value in progressing the work.
- Officer from EIC, as part of Indian delegation participated in the 16th Session of the Codex Committee on Contaminants in Foods (CCCF) held in Utrecht, Netherlands (Kingdom of the Netherlands), during 17th-21st April 2023. During the session, Electronic Working Group (EWG), chaired by India, was constituted to develop sampling plans for the agreed Maximum Levels (MLs) taking into account all written comments submitted to CCCF16.

- Officer of EIC, as part of the Indian delegation participated in the Codex Alimentarius Commission (CAC 46), while adopting the provisional agenda, CAC acknowledged and appreciated the efforts taken by scientific community in India, agreed to discuss the development of a group standard for certain types of millets proposed by India, under Agenda Item 14 “Other Business”.

- **Showcasing of EIC activities**

- The EIC participated in the 7th Edition of “Indus Food” which was organized by the Trade Promotion Council of India (TPCI) during 8th-10th January 2024 at India Exposition Centre, Greater Noida. The event was also supported by the Department of Commerce, Ministry of Commerce and Industry and Ministry of Micro, Small and Medium Enterprises, Government of India. During the three day event, the EIC showcased its role in export service ecosystem and quality certifications.
- The EIC as a key regulator involved in Indian food exports, participated in prestigious 'Global Food Regulators Summit (GFRS) - 2023' organized by Food Safety & Standards Authority of India (FSSAI) during 20th-21st July 2023 at Manekshaw Center, New Delhi. The Additional Director, EIC was a panellist for one of the session on the topic “Impact of Animal Feed and Nutrition on Food Safety”.

- **Start-up Conclave**

The EIC participated in the “Start-up Conclave 2024” which was organized by the Ministry of Food Processing Industries (MoFPI) during 13th-14th February 2024 at PHD Chamber of Commerce and Industry, New Delhi. The EIC through talk 'Export Certification Requirements, Need for Health Certificate for Export, and General Standards for Export of Food Products' clarified number of queries of young entrepreneurs.

## 11. LOGISTICS

The logistics sector comprises of different components interdependent to each other inter-alia including shipping, port operation, warehousing, rail, road, air freight, express cargo and other value-added services. For India, a sharp focus on this sector is essential to propel the country on a high growth trajectory needed for realizing its aspiration to

become a US\$ 5 trillion economy. The rapid industrial growth, growing e-commerce, rising consumer expectations further accentuate the requirement for efficient logistics.

In pursuance of these objectives, reforms including the National Logistics Policy (NLP) and the PM GatiShakti National Master Plan (PMGSNMP) have been launched. While PM GatiShakti National Master Plan is aimed at integrated infrastructure development, the National Logistics Policy is envisaged to bring efficiency in logistics services, and human resources through streamlining processes, regulatory framework, skill development, mainstreaming logistics in higher education and adoption of suitable technologies.

- **Major activities and achievements**

The key achievements of Logistics Division, under Department of Commerce was the launch of Unified Logistics interface Platform (ULIP) by Hon'ble Prime Minister, as part of the 'National logistics Policy (NLP)' on 17th September 2022. Under the guidance of NITI Aayog, NICDC has designed and developed ULIP. ULIP is integrated through Application Programming Interface (APIs) with the logistics systems of various Government Departments in a secured environment and connectivity.

- **Logistics Data Bank System**

Logistics Data Bank (LDB) system is a single window, cloud-based logistics visualization solution which provides (a) container movement tracking using only shipping container number; (b) from the Ports to Inland container Depot's/Container Freight Stations; (c) and across the port associated Parking Plazas, Toll Plaza & Railways; (d) Logistics Data Bank (LDB) pan India coverage integration of Ports, CFSs, ICDs and empty yards, Toll Plazas, ICPs and SEZs (RFID infrastructure) and railway stations (Freight Operations Information System), with the PM GatiShakti portal has been completed successfully. LDB handles 100 percent of India's EXIM container volume. It uses RFID technology through Internet of Things (IoT), Big Data and Cloud-based solution to provide realtime tracking of EXIM container movement in India.

- **Logistics Performance Index (LPI)**

The LPI is an interactive benchmarking tool, it is developed by the World Bank Group. LPI helps countries identify the

challenges and opportunities when countries face in their performance of trade logistics; and what they can do to improve their performance. It measures the ease of establishing reliable supply chain connections and the structural factors that make it possible.

According to the World Bank's 'Logistics Performance Index Report (2023): Connecting to Compete 2023', India ranks 38 out of 139 countries. India's rank has improved by six places from 44 in 2018.

The Report has recognized that Indian Port has the lowest Import dwell time globally. The Report further notes that India has implemented bold tracking and tracing solutions.

## 12. NATIONAL EXPORT INSURANCE ACCOUNT (NEIA) TRUST

- The Government of India established NEIA Trust in 2006 to promote project exports from India that are of strategic and national importance. The trust was set up with an initial corpus of Rs. 66 crore. Government has contributed Rs. 4,741 crore into the Trust over the years. The total corpus available with the Trust as of 31st March 2024 was Rs. 1,209.70 crore.
- As of 31st March 2024, 241 projects of value Rs. 61,577 crore and executed by 81 Indian Project exporters in 58 countries have been supported by the NEIA Trust. The major sectors covered under the NEIA facilities are Construction, Supply of engineering goods, Water Treatment Plants, Oil Refineries, Hydro Power Plant, Power Transmission and Distribution projects, etc. The Trust has supported the projects in the countries which are strategically important for India like Bangladesh, Cameroon, Cote D'Ivoire, Ethiopia, Ghana, Iran, Maldives, Mauritania, Mongolia, Mozambique, Senegal, Sri Lanka, Suriname, Tanzania, Zambia, Zimbabwe etc.
- The NEIA through its cover for project exports helps make Indian project exporters more competitive and gain a stronger foothold in regions of India's strategic interest. In its journey to support the Medium- and Long- Term (MLT) exports from India, the NEIA Trust, as of 31st March 2024 had paid claims amounting to Rs. 6,908.09 crore on account of defaults of overseas buyers under the various cover facilities extended.

# Chapter 9

Programmes undertaken for the  
Welfare of SCs/STs/OBCs,  
Women and Persons with Disabilities

The Department of Commerce liaises with the attached and sub-ordinate offices, autonomous bodies, public sector undertakings and Commodity Boards, under its administrative control, for proper implementation of the directions of the Government of India related to reservation as well as other welfare measures for the SCs, STs, OBCs, EWSs and PWD categories.

There are two separate Liaison officers (one for SC/ST/PWD and other for OBC/EWS) functioning in the Department of Commerce. The Liaison Officers ensure prompt disposal of the grievances of the SC/ST/OBC/PwD/EWS category employees and also take care that the various benefits admissible to the reserved categories are complied with by the associate organizations of the Department. In addition to this, separate 'Internal Grievance Committee' for Scheduled Tribes employees and Scheduled Castes employees of Department of Commerce (proper) have been constituted.

A statement showing total number of Government employees and the number of SCs/STs/ OBCs/EWSs as on 31st March 2024 in Department of Commerce (proper) and its associate organizations is at Annexure-B. The welfare activities undertaken by different organizations attached to this Department are given in the succeeding paragraphs.

### 1. WELFARE OF SCs, STs, OBCs & EWSs

#### (A) The Marine Products Export Development Authority

Secretary, MPEDA is the liaison Officer for SC/ST/OBC category employees. MPEDA has conducted a total of 33 programmes for 662 SC/ST participants on Best Management Practices in Aquaculture during 2023-24. In addition to the above, capacity building programmes were conducted on Bio security and food safety for SC/ST beneficiaries. The participants included workers from processing plants, harbour, aquafarm & fishermen. During 2023-24, a total of 249 capacity building programmes were conducted with the participation of 7382 beneficiaries.

#### (B) The Project and Equipment Corporation of India Limited (PECLtd.)

Government Directives/Instructions with regards to SCs/STs/OBCs/EWSs are duly complied with in PEC. In PEC, there exists a Time Scale Promotion Scheme for staff cadre. Qualifying period for promotion for employees belonging to SC/ST categories is relaxed by one year in each stage of promotion. No complaint has been received in 2023-24.

#### (C) Minerals and Metals Trading Corporation (MMTC Ltd.)

##### (i) Liaison Officer

Liaison Officer has been appointed in Corporate Office as well as regional offices to ensure compliance of the orders and instructions of the Government Directives pertaining to reservation and other concessions as admissible.

##### (ii) Relaxation/Concessions

The concessions/relaxations extended to candidates belonging to SC/ST category in Direct Recruitment are as below:

- Age relaxation upto 5 years
- Relaxation of 5 percent in qualifying marks in written test/personal interview
- Relaxation in percentage of marks in prescribed educational qualifications to the extent specified under the recruitment rules

As regards departmental promotion following relaxations are provided:

- For promotion from staff cadre to officer cadre, relaxation of 5 percent in qualifying marks in written test
- Relaxation of upto 5 w.p.m. given in typing test in promotion to Junior Assistant post
- One-year relaxation in qualifying period for promotion within staff cadre, under seniority-cum-fitness

SC/ST representative is nominated in all Selection Committees for Direct Recruitment and Departmental Promotion.

##### (iii) Training

In order to upgrade their functional and soft skills, SC, ST and OBC employees are nominated from time to time to various In-house training programmes as well as programmes conducted by esteemed institutions.

##### (iv) Quarter allotment

Reservation in quarter allotment is provided to SC, ST and OBC employees to the extent of 10 percent for B type accommodation and 5 percent in respect of C & D type accommodation.

##### (v) Meetings

The Company has in place "Structured Meetings Scheme" in which the Management meets various representative bodies of employees periodically in order to discuss and

resolve issues on service matters and welfare measures. In line with this philosophy, meetings with Federation of MMTS Staff Unions, which has good number of representation in the executive body from employees of SC & ST categories, were periodically held.

#### **(vi) Internal Grievance Redressal Committee**

An Internal Grievance Redressal Committee has been setup at Corporate Office for redressal of the grievances of Scheduled Castes/Scheduled Tribes employees.

#### **(D) Noida Special Economic Zone (NSEZ)**

All Government directives/instructions with regard to SC, ST, OBC and EWS are duly complied with by NSEZ. As against total employees of 52, NSEZ has 6, 3 and 14 employees belonging to SC, ST and OBC respectively.

#### **(E) Tea Board**

Tea Board follows the orders issued by Government of India for recruitment & promotion of SC, ST, OBC & EWS from time to time.

#### **(F) India Trade Promotion Organisation (ITPO)**

Guidelines on reservation are complied within ITPO. Liaison Officers have been nominated to look after the interest of SCs/STs/OBCs/EWSs. In every Departmental Promotion/Selection Committee (DPC/DSC) meetings officers of appropriate level belonging to SC/ST and minority category are associated to look after the interests of the candidates belonging to these categories.

#### **(G) Agricultural & Processed Food Products Export Development Authority (APEDA)**

The welfare and development of SC/ST/OBC/EWS is well looked after by Authority.

#### **(H) Export Credit Guarantee Corporation of India Limited (ECGC Ltd.)**

##### **(i) Programmes for SC & ST welfare**

- Pre-Examination training for recruitment is conducted for candidates from SC & ST category.
- The representatives of SC & ST Union are nominated for training on reservation for recruitment and promotion in Government companies.
- Liaison officer for SC & ST welfare has been appointed to deal with the matters related to employees from SC & ST category.
- Reservation is provided to SC & ST candidates in recruitment and promotion as per Government of India rules.

- At least one member from SC & ST category is appointed on the panels constituted for recruitment/promotion of candidates/employees.
- A Committee for Grievance Redressal Mechanism for SC and ST has been constituted by the Company.

##### **(ii) Programmes for OBC welfare**

- Reservation policy of Government of India is followed for recruitment of OBC candidates.
- Liaison officer for OBC welfare has been appointed to deal with the matters related to employees from OBC category.
- Due consideration is given to appointment of members from OBC category on recruitment panels.

##### **(iii) Programmes for EWS welfare**

- Government of India policy pertaining to reservation for EWS category has been implemented in ECGC Ltd. In the direct recruitment of probationary officers, 10 percent of the posts are reserved for EWS category in accordance to Government guidelines.

##### **(I) Rubber Board**

Rubber Board appointed Liaison Officer to attend the grievances of SC, ST, OBC and EWS category employees. Liaison Officer maintains statutory registers to file the complaints/grievances. Board periodically monitors such complaints, if any, and disposes of such grievances in time. The services of the Liaison Officer are being effectively utilized by SC/ST/OBC employees as and when they have complaint/grievances.

##### **(J) Visakhapatnam Special Economic Zone (VSEZ)**

Appointed Liaison Officer to protect the interests of SC, ST & OBC Employees.

##### **(K) Coffee Board**

The Coffee Board has a multi-dimensional approach that creates an enabling environment keeping in view the overall welfare and development of the SC/ST/OBC/EWS employees.

##### **(L) Falta SEZ**

All benefits/welfare measures as applicable to SCs, STs, OBCs & EWSs are always extended to them as per Government policy.

##### **(M) Spices Board**

The Board had constituted SC/ST & OBC Committees for looking after the welfare of the employees and to sort out

their problems. The Board had nominated a Liaison Officer for reservation matters relating to SCs/STs/OBCs. Apart from this an "Internal Grievance Committee" for Scheduled Tribes employees was also constituted as recommended by the National Commission for Scheduled Tribes (NCST), New Delhi.

#### **(N) Directorate General of Commercial Intelligence & Statistics (DGCI&S)**

Liaison officer for SC, ST, OBC and EWS has already been appointed and all appointment related matters are taken care of with the recommendation of Liaison Officer.

### **2. PROGRAMMES UNDERTAKEN FOR WELFARE OF PERSONS WITH DISABILITIES (PWDs)**

Section 34 (1) of 'The Rights of Persons with Disabilities Act, 2016 inter-alia states that every appropriate Government shall appoint in every Government establishment, not less than four per cent of the total number of vacancies in the cadre strength in each group of posts meant to be filled with persons with benchmark disabilities, of which, one per cent each shall be reserved for persons with benchmark disabilities under clauses (a), (b) and (c) and one per cent for persons with benchmark disabilities under clauses (d) and (e) namely:

(a) Blindness and low vision

(b) Deaf and hard of hearing

(c) Locomotor disability including cerebral palsy, leprosy cured, dwarfism, acid attack victims and muscular dystrophy

(d) Autism, intellectual disability, specific learning disability and mental illness

(e) Multiple disabilities from amongst persons under clauses (a) to (d) including deaf-blindness in the posts identified for each disability

There are guidelines on providing facilities to the disabled persons so that a barrier-free workplace is made accessible to the differently abled persons. In pursuance of Section 23(1) of Rights of Persons with Disabilities Act, 2016 (PwD Act, 2016), a Grievance Redressal Officer has been nominated in Department of Commerce. A statement showing total number of PWDs in different categories as on 31st March 2024 in Department of Commerce (proper) and its associate organizations is shown at Annexure-C.

#### **(A) The Project and Equipment Corporation of India Limited (PECLtd.)**

- Government Directives/Instructions with regards to Persons with Disabilities are duly complied with in PEC.
- In PEC, there exists a Time Scale Promotion Scheme for staff cadre. Qualifying period for promotion for employees belonging to Persons with Disabilities category is relaxed by one year in each stage of promotion. Further, a Complaints Register is being maintained at Head Office. No complaint has been received till date.

#### **(B) Minerals and Metals Trading Corporation (MMTC Ltd.)**

- In order to have easy access to office premises, ramp has been provided for physically challenged employees.
- PWD employees are posted to positions, taking into account their disability, to enable them to perform their job efficiently.
- Office lifts have auditory signals announcing the floor destination. Some of them have floor requisition buttons in Braille symbols. Also, there is separate washroom for Divyangjan employees in the office premises.
- The company provides for special casual leave for 4 days in a calendar year for PWD employees for specific requirements relating to disabilities.
- Further, there is provision of 10 days special casual leave in a calendar year subject to exigencies of work for the differently-abled employees for participating in conferences/seminars/trainings/workshops related to disability and development to be specified by Ministry of Social Justice & Empowerment.
- Liaison Officer appointed to look after reservation matters for SCs/STs also acts as the Liaison Officer for reservation matters relating to persons with Disabilities.

#### **(C) Spices Board**

- The Board had constituted PWD cell to look after the welfare of the employees belonging to PWD category and to sort out their problems. The Board has nominated a Liaison officer for reservation matters relating to PWD.

- During the year 2019, an expert committee has also been constituted for the purpose of identification of posts suitable for Persons with Disabilities as per the provisions of the Rights of Person with Disabilities Act, 2016. The committee has been reconstituted on 16th January 2024. The Director (Research) is the Chairperson of the Committee having other six members including one Group-B officer belonging to PWD category.

#### **(D) Noida Special Economic Zone (NSEZ)**

This office is already equipped with features like corridors, reception, toilets, staircases with handrails etc. accessible to persons with disability. Recently a lift with Braille has also been installed in the premises. In addition, six numbers of public conveniences have also been constructed by NSEZ in the Zone complex with specific arrangement for divyangjan.

#### **(E) Tea Board**

Tea Board is following the orders issued by Government of India as applicable from time to time.

#### **(F) India Trade Promotion Organization (ITPO)**

Guidelines on reservation were complied within ITPO. Liaison Officers have been nominated to look after the interest of PWDs. The provisions contained in Persons with Disabilities (Equal Opportunities, Protection of Rights and Full participation) Act 1995 regarding reservation in posts/services for disabled persons have also been complied with.

#### **(G) Rubber Board**

Rubber Board appointed Liaison Officer/Grievance Redressal Officer to attend the grievances of Persons with Disabilities. He maintains statutory register to file the complaint/grievances and Board periodically monitors such complaints, if any, and disposes of in time. Board celebrates the "International day of Persons with Disabilities" on 3rd December every year by organizing speeches of eminent persons with disabilities and honour the employees of the Board who are differently abled. Board provided 'ramp' for the smooth movement of PwD employees and also the facility of lifts. Visually handicapped employees are engaged in the operation of EPABX. Board provided unisex toilet facilities to PwDs. As per OM No.3612/1/2020-Estt(Res-II) dated 17th May 2022, action has been taken by Board to fill up 4 percent promotional vacancies in Group A, B and C.

#### **(H) Agricultural & Processed Food Products Export Development Authority (APEDA)**

APEDA has taken care of the welfare of Persons with Disabilities (PwDs). APEDA has provided motorized wheel chair to one of the employees to move within the office. Further, all the facilities as per rule are given to him.

#### **(I) Export Credit Guarantee Corporation of India Limited (ECGC Ltd.)**

- PWD candidates are transferred according to suitability of post to PWD employees
- Scribe is allowed to them in recruitment and promotional examinations
- PWD employees are posted in disability friendly/accessible office locations
- Government reservations policy for recruitment of PWD is strictly followed
- Liaison officer for PWD has been appointed to deal with matters related to candidates from PWD category
- PWD compliant infrastructure is available at new office premises at Head Office, ECGC Bhawan, Andheri East, Mumbai

#### **(J) Visakhapatnam SEZ**

- Accessible approach and ramp at entrance building of VSEZ has been made available
- Provided Lift
- Construction/Provisions of Toilet
- Earmarking of parking place
- Provision for disabled friendly building
- Appointed Liaison officer for welfare of PwDs

#### **(K) Coffee Board**

The Coffee Board has a multi-dimensional approach by creating an enabling environment keeping in view the overall Welfare and Development of the PwD employees.

#### **(L) Falta SEZ**

All benefits/welfare measures as applicable to PwDs are always extended to them as per Government policy.

### **3. PROGRAMMES UNDERTAKEN FOR WELFARE OF WOMEN**

#### **(A) Department of Commerce (DoC)**

An independent Women Cell has been set up in the Department of Commerce with the following functions:

- Coordination with the Ministry of Women and Child Development, National Commission for Women and other concerned agencies in respect of the matters connected with welfare and economic empowerment of women and other related issues.
- To review plan schemes and other programmes of the Department of Commerce and to ensure that the aspects of women's welfare, development and empowerment are promoted through the programmes/schemes.
- All matters relating to Gender Budgeting and inclusion of Gender issues in the Annual Report/Performance Budget.
- Prevention and Redressal of sexual harassment at work place. Constitution of Complaints Committee in Department of Commerce, its attached/subordinate offices, PSUs, autonomous bodies etc; monitoring their performance and providing necessary help and guidance.
- Observing Awareness Week for Prevention of Sexual harassment of women alongwith Vigilance Awareness Week.
- Other incidental matters relating to the subject.

#### **(B) The Project and Equipment Corporation of India Limited (PECLtd.)**

- PEC is small organization having total 26 employees (excluding employees on deputation), out of which 05 are women, as on 31st March 2024.
- In compliance with the terms of Section 4(1) of the Sexual Harassment of Women at Workplace (Prevention, Prohibition and redressal) Act, 2013, 'Internal Complaints committee' has been re-constituted in PEC for prevention and redressal of sexual harassment of women at workplace.
- A comprehensive policy for Prevention, Prohibition and Redressal of Sexual Harassment of women employees in PEC has been adopted with the approval of the competent Authority.
- During the year, no complaint has been received from any employee.

#### **(C) Minerals and Metals Trading Corporation (MMTC Ltd.)**

- Women welfare activities in MMTC are derived out of the broad guidelines of the National Policy on Women Empowerment and objectives of the Forum of Women

in Public Sector (WIPS). MMTC encourages participation of its women employees in this forum. A General Manager of MMTC, a female officer, is the Secretary -WIPS North Chapter. Many other women employees are member of WIPS.

- The promotion policy in MMTC gives equal opportunity of selection to deserving & meritorious candidates at every level up to below board level irrespective of gender.
- There is an active Internal Complaint Committee at Corporate Office as well as at Regional Offices to deal with issues related to sexual harassment of women at workplace. Women employees are free to approach the Complaint Committee to register any complaint related to sexual harassment. From time to time, efforts are made to sensitize women employees of their rights under the Sexual Harassment of Women at Workplace (Prevention, Prohibition and Redressal) Act 2013.
- Good representation of women employees is ensured in various functional and behavioural trainings organized by MMTC.

#### **(D) Agricultural & Processed Food Products Export Development Authority (APEDA)**

The welfare and development of women employees is well looked after by Authority. APEDA has formed a Committee for receiving complaints of sexual harassment against women at work places. The committee also includes women officers.

#### **(E) Export Credit Guarantee Corporation of India Limited (ECGC Ltd.)**

- Programs on issues related to women are conducted on Women's Day including a session on "Cyber Crime" by a retired senior woman police officer.
- The Company nominates women employees to programs/seminars/workshops for leadership development including programmes of WIPS.
- Internal Complaints Committees are in place to deal with matters related to harassment at workplace.
- Due consideration is given to appointment of women members on recruitment and promotion panels.
- The company has a scheme for reimbursement of travel expenses incurred by women employees having infant child below two years while attending

promotion panel/official training accompanying the women employee, for the child as well as one attendant as per their respective eligibility.

- A scheme for reimbursement of Crèche expenses up to a limit of Rs. 5000/- excluding taxes, till the infant attains the age of two years is in place for women employees of ECGC Ltd. Provision has been made for Crèche facility at new office premises at Head Office, ECGC Bhawan, Andheri East, Mumbai
- The Company has a scheme for grant of two days' special leave to women employees till their child attains the age of 2 years.

#### **(F) Rubber Board**

As per the Sexual Harassment of Women at work place (Prevention, Prohibition and Redressal) Act 2013, Internal Complaints Committee is constituted consisting of four members including one member from outside, well versed with social work activities (details published in the website of Rubber Board). The committee meeting is being held in each quarter and no complaint is reported during this period.

#### **(G) Noida SEZ**

In accordance with Section 4 of sexual harassment of women at work place (prevention and redressal) Act, 2013 an internal committee exists in this office.

#### **(H) Coffee Board**

The Coffee Board has a multi-dimensional approach that creates an enabling environment keeping in view the overall Welfare and Development of the Women employees.

#### **(I) The Marine Products Export Development Authority (MPEDA)**

MPEDA has constituted the internal complaints Committee to deal with complaints of sexual harassment of women at workplace.

#### **(J) Spices Board**

The sanctioned staff strength of Spices Board is 379 and existing strength is 223 as on 31st March 2024. Out of which, 61 are women employees. A woman (Group A level) officer of the Board has been appointed as "Women Welfare Officer" to sort out the difficulties/problems, if any, or to bring them to the notice of the higher authorities along with suggestions for possible solutions. The grievances of women employees are timely and properly attended.

#### **(K) Falta SEZ**

All benefits/welfare measures as applicable to Women are always extended to them as per Government policy.

\* \* \* \* \*

# Chapter 10

## Transparency, Public Facilitation and Allied Activities

## 1. CITIZENS' CHARTER

The Department of Commerce is committed to act with integrity, judiciousness, transparency, accountability and with courtesy and understanding in dealings with the trade and public. All the services and commitments are to be delivered to citizens in most effective and efficient manner.

The Department will strive to evolve procedures in Foreign Trade Policy to maximise public benefits and is committed to simplify various requirements necessary under rules in force, in the context of a globalized and liberalized economy. The Department will continuously engage in the process of consultations with client groups and give timely publicity to all changes in law and procedures relevant to the Department. Standards of services provided:

S. No.	Services/Transaction	Maximum Time Limit
1.	Approval for grant of financial assistance under Market Access Initiative (MAI) scheme.	3 months from the date on which proposals are received in E&MDA Division.
2.	Approval for grant of financial assistance in respect of projects under Trade Infrastructure for Export Scheme (TIES).	3 months* <i>(*Subject to availability of complete documents and availability of funds)</i>
3.	Approval for setting up of Special Economic Zone (SEZ).	i. Placement of cases before the Board of approval (BOA) within 60 days from the date of receipt of State Government's recommendations and complete documents; ii. Issue of approval letter within 7 days of approval of BOA, subject to security clearance.
4.	<b>RTI Act, 2005</b> I. Provide information or reject the request for any of the reasons specified in the RTI Act, 2005. ii. Disposal of appeals preferred under RTI Act, 2005.	i. Within the time limits prescribed in the RTI Act, 2005. ii. Within the time limits prescribed in the RTI Act, 2005.
<b>PUBLIC GRIEVANCE MECHANISM</b>		
5.	Resolving Public Grievances	30* days <i>(*Subject to receipt of complete details and receipt of responses from the authority which has to take a final decision on the grievance)</i> <i>(* If longer period is likely to be involved, the complainant will be informed through an interim reply within 30 days.)</i>
6.	For taking actions by the Appellate Committee on appeals preferred against statutory orders passed by DGFT, etc.	Within 3 months <i>Note: This is subject to receipt of complete details/documents from the appellant and respondents.</i>

## 2. PUBLIC GRIEVANCES

Public Grievance Cell deals with grievances received from public and staffs, concerning Department of Commerce and offices under its control, for their redressal. As per CPGRAMS, 5445 Public Grievances were disposed of during the period of 1st January 2023 to 31st March 2024 (including PMO Public Grievances). A grievance box has also been provided at Vanijya Bhawan, 16-Akbar Road, New Delhi-110011 where public as well as staff can drop their grievances concerned to Department of Commerce.

## 3. VIGILANCE WING

The Vigilance Section in the Department, with the Joint Secretary & Chief Vigilance Officer (JS&CVO) as the Divisional Head, deals with the complaints and vigilance cases of Group 'A' and Group 'B' officers working in Department of Commerce, Indian Trade Service officers, Board level appointees working in various Public Sector Undertakings, Autonomous Bodies and Commodity Boards functioning under the administrative control of the Department.

The Vigilance Section also deals with matters related to All India Services (Conduct) Rules and Central Civil Services (Conduct) Rules, including Annual Immovable Property Returns of all Group A and Group B (Gazetted) officers working in the Department, furnishing of various annual/quarterly/monthly reports to PMO, CVC, DoPT etc. Vigilance Section also handles activities such as conducting of regular and surprise inspections of sensitive offices as part of preventive vigilance, review and streamlining of procedures, which appear to afford scope for corruption or misconduct and for initiating other measures for the prevention, detection of corruption and other malpractices and award of punishment to the corrupt Government Servants in the Department as well as its attached and subordinate offices, Public Sector Undertakings, Autonomous Organizations etc., keeping a watch on movements/visits of undesirable persons in the Department, preparation of list of Officials of Doubtful Integrity and Agreed List and their postings to non-sensitive areas and also permission to initiate investigation by CBI u/s 17 A of Prevention of Corruption Act, 1988 (as amended) and sanction for prosecution u/s 19 of the PC Act 1988 to CBI.

During the year 2023-24, from 1st January 2023 to 31st March 2024, 143 investigations/inquiries were conducted and on the basis of these inquiry proceedings, in 22 cases

major/minor penalties were imposed on delinquent Government Servants working in attached and subordinate offices, PSUs, Autonomous Bodies, Commodity Boards etc. under the Department of Commerce.

Further, Vigilance Awareness Week, 2023 was observed with the theme "भ्रष्टाचार का विरोध करें; राष्ट्र के प्रति समर्पित रहें" "Say no to corruption; commit to the Nation" by taking Integrity Pledge and conducted workshop and sensitization programmes, display of banners and standees, Power-point presentations and use of PIDPI videos and jingles shared by CVC etc. during the period 30th October 2023 to 5th November 2023 to create awareness amongst officers and staff members working in the Department of Commerce.

## 4. RIGHT TO INFORMATION

The Department of Commerce (DoC) has implemented the Right to Information Act, 2005 and has put in place all necessary systems and procedures on the website of the Department.

RTI Applications are filed online using the RTI Online Portal managed by DoPT and RTI Cell forwards/transfers the online RTI Applications/Appeals received in the Nodal Account of Department of Commerce to appropriate CPIO (s)/FAA/Public Authority(ies) through online portal. RTI Cell also transfers the physical RTI Applications/Appeals to concerned CPIOs/FAAs/Public Authorities. Department of Commerce has provided a facilitation counter at main entry gate, Vanijya Bhawan, New Delhi to facilitate citizens who want to submit their RTI Applications/Appeals in person.

At present, there are 51 Central Public Information Officers (CPIOs), who are Deputy Director Generals/Directors/Joint Deputy Director Generals/Joint Directors/Deputy Secretary/Under Secretary/Deputy Director/Accounts Officer/Section Officer level officers in the Department and 24 First Appellate Authorities (F.A.A.s), who are Additional Secretary/Joint Secretary/Chief Controller of Accounts/Additional DGFT/ Economic Adviser/Director /Deputy Secretary/Under Secretary level officers to hear and dispose of first appeal(s) filed under the RTI Act. Shri Rajesh Pratap Kanchan, Director is the Nodal CPIO of the Department of Commerce and Shri Anant Swarup, Additional Secretary has been designated as Transparency Officer, Department of Commerce.

Currently there are 29 Public Authorities (P.A.s) under the jurisdiction of Department of Commerce. Each of these P.A.s have their own Nodal CPIO, CPIOs and F.A.A.s for implementation of the provisions of the RTI Act. It is to be noted that Department of Commerce is itself a Public Authority. In smaller Public Authorities, mostly Nodal CPIO himself is the only CPIO of the particular public authority whereas in larger Public Authority like Department of Commerce, DGFT etc., Nodal CPIO acts as Central Point for disbursing RTI Applications/Appeals to appropriate CPIO(s)/FAA and is responsible for all matters of RTI pertaining to that Public Authority including Conducting Annual Transparency Audit, issuing User ID/Password to individual CPIOs for accessing Online RTI portal and form with the interface of DoPT and Central Information Commission for all RTI Matters.

During the period from January 2023 to December 2023, 318 applications were disposed of by different CPIOs of this Department and 915 applications were transferred to other Public Authorities. During the same period, 124 appeals were disposed of by different FAAs of this Department as per provisions of the RTI Act.

During the period from January 2024 to March 2024, 172 applications were disposed of by different CPIOs of this Department and 318 applications were transferred to other Public Authorities. During the same period, 14 appeals were disposed of by different FAAs of this Department as per provisions of the RTI Act.

## 5. OFFICIAL LANGUAGE

The Official Language Division monitors the progressive use of the Hindi and implements the Official Language Policy set out by the Department of Official Language in the official work of the Department. Its functions are summarized below:

### (A) Hindi Salahkar Samiti

There is a Hindi Salahkar Samiti in the Department of Commerce to review the progressive use of Hindi in official work of the Department as well as various organizations under its administrative control. Hindi Salahkar Samiti in the Department has been reconstituted. It works under the chairmanship of Union Minister for Commerce & Industry.

### (B) Committee of Parliament on Official Language

During the year 2023-24, the Committee of Parliament on Official Language inspected many organizations under Department of Commerce wherein Additional Secretary

(Official Language In-charge) and Director (Official Language In charge)/ Deputy Director/Assistant Director (Official Language) participated. The assurances given during these meetings were communicated to the concerned organization for fulfilment in prescribed time.

### (C) Official Language Implementation Committee Meeting

To review the progress of Hindi in official work in Department of Commerce, an Official Language Implementation Committee (OLIC) has been constituted under the Chairmanship of Additional Secretary/Joint Secretary incharge of the official language and its meetings are organised regularly in every quarter.

### (D) Rajbhasha Incentive

#### (i) Hindi Fortnight

Hindi Fortnight was organized in the Department during 14th-29th September 2023. During this fortnight 7 competitions viz. Rajbhasha Hindi knowledge and Translation, Hindi Essay writing, Hindi Noting and Drafting, Hindi Typing, Hindi Poetry Recitation, Hindi Dictation and Extempore speech in Hindi were organized. The prize money was Rs. 5000/- (first), Rs. 3000/- (second), Rs. 2000/- (third) and Rs. 1000/- (Consolation). Large number of officials of the Department participated enthusiastically in these competitions and the winners were awarded cash prizes.

#### (ii) Annual Special Incentive Scheme

To encourage the officials of the Department to do maximum official work in Hindi an "Annual Special Incentive Scheme" has been implemented under which a Cash prize of Rs. 5000/- (First), Rs.4000/- (Second) and Rs.3000/- (Third) is awarded. Under this scheme, a provision has been made to provide a total 60 number of prizes (for Hindi and non-Hindi speaking officials). Winners of this scheme were also awarded.

#### (iii) Rajbhasha Shield Yojna for Attached/Subordinate Offices

This incentive scheme is being implemented in the Department for its attached/subordinate offices for many years. Under this scheme shields/trophies are awarded to the offices for their performances in the field of official language Hindi. The performances of the offices are evaluated by a committee on the basis of the information provided in a prescribed proforma and relevant documents submitted by them.

### (E) Hindi Workshops

To encourage the use of Hindi by officials of the Department in their official work Hindi workshops were organized by the Department, in which officers/employees were informed about O.L. policy of the Union Government /Difficulties in implementation of policy and subsequent solution.

### (F) Inspections regarding Progressive use of Hindi

The progress made in promoting the use of Hindi in the organizations under the administrative control of the Department of Commerce is monitored and reviewed through their Quarterly Progress Reports and Inspections. To review the status of progressive use of Hindi in official work, inspections of various offices under the control of Department of Commerce were also carried out by the officials of Hindi Division.

Apart from this, to review the progressive use of Hindi and to provide the requisite support, inspection was also carried out in various sections/divisions of the Department of Commerce.

## 6. E-GOVERNANCE

Project Activities undertaken by Commerce Informatics Division NIC for Department of Commerce:

- **Development of Website of Department of Commerce to comply with Digital Brand Identity Manual (DBIM) Vol. 1 and Vol. 2:** Ministry of Electronics and Information Technology (MeitY) has prepared an action plan for harmonising Government of India's digital footprint. As part of this effort, a www.Gov.in platform is in the work to serve as the central hub for all Ministries. This intended to streamline access and ensure a cohesive online experience for citizens. The Department of Commerce website is being revamped to adhere to the Digital Brand Identity Manual (DBIM) Vol. 1 and Vol. 2, ensuring seamless integration with other Departmental websites. This strategic move enhances online credibility and aligns with commitment towards a harmonized digital front for the citizens.
- **Merchandise Import Monitoring System (MIMP):** The Portal Merchandise Import Monitoring System (MIMP) has been developed and has received application security audit clearance. Various stakeholders, including ministries, will provide feedback on their respective commodities. The Economic Division of Ministry of Commerce will monitor commodity wise India's Imports through the Portal. The portal is up and running at <https://mimp.commerce.gov.in>.
- **TradeStat API module of National Data and Analytics Platform (NDAP) portal:** The trade statistics for India's exports and imports, classified according to the DGCIS harmonized 8-digit code, are managed by the Department of Commerce. An API module has been developed and is now operational at <https://apps.commerce.gov.in/ndap>, facilitating data transfer to the National Data and Analytics Platform (NDAP) portal.
- **TradeStat API module of CIM unified Dashboard:** The TradeStat API module for Hon'ble Commerce & Industry Minister's unified dashboard has been developed. The portal is up and running at <https://api.commerce.gov.in>. The API is not accessible to the general public; the data can only be accessed through the CIM dashboard.
- **Upgradation of Conference Room Booking System (CRBS) of Department of Commerce:** The Conference Room Booking System (CRBS) for the Department of Commerce has undergone an upgrade to new open-source technology, incorporating Email and SMS integration, as well as Single Sign-On Parichay integration. The system has been fully developed and operationalized, and running at <https://apps.commerce.gov.in/crbs>.
- **PMO Reference Monitoring Systems of Department of Commerce:** The PMO Reference Monitoring System for the Department of Commerce, complete with Email and SMS integration, and Single Sign-On Parichay integration, has been developed, received application security audit clearance, and is now operational and running at <https://intra.commerce.gov.in/pmoref>.
- **Portal for Online Application Submission and Monitoring for Recruitment of Young Professionals for the Department of Commerce:** The Portal for Online Application Submission and Monitoring for Recruitment of Young Professionals for the Department of Commerce with Email integration has been developed, and operational at <https://apps.commerce.gov.in/recruits>.
- **PM Dashboard of Dashboard (PRAYAS) - KPIs Integration:** KPI integration for the Department of Commerce in the PM Dashboard PRAYAS is operational. Six KPIs related to Import/Export and Service Trade are operational, with data being pushed at three stages: Preliminary, Provisional, and Final for each month. Intuitive visualization has been developed for these KPIs specifically for the Hon'ble PM of India's viewing. Viewing rights for the PRAYAS

Dashboard have been extended to all Ministers, and comprehensive training and demonstrations on the Dashboard have been provided to them.

- **E-Office Implementation in various Autonomous Bodies under Department of Commerce:** The implementation of e-Office is underway across various autonomous bodies and institutions under the Department of Commerce. Commerce Informatics Division NIC is facilitating the necessary consultancy and coordination for this initiative. All seven Special Economic Zones (SEZs), have been onboarded onto the Commerce e-office instance, with successful implementation and comprehensive training provided to all officials. Additionally, e-office implementation has been completed for Coffee Board, Tea Board, Rubber Board, Tobacco Board, Spices Board, APEDA, MPEDA etc.
- **Upgradation of India's Trade related Databases/ Systems:** The trade-related databases on country export and import, including the Monthly Export Import Data Bank (MEIDB) and Export Import Data Bank (EIDB) system, are undergoing upgrades with the latest open-source technology. These systems are based on an 8-digit HS code classification of commodities and encompass the Foreign Trade of Principal Commodities and Countries (FTSPCC) and the Foreign Trade Performance Analysis (FTPA) system. They provide country-wise and principal commodity-wise exports and imports data. Currently, these systems are undergoing security audit clearance for implementation on the cloud.
- **Maintenance of Trade related databases/ systems (<https://tradedat.commerce.gov.in>):** The Department of Commerce is maintaining trade-related databases on country exports and imports. This includes the Export Import Data Bank (EIDB) system, which utilizes an 8-digit HS code classification of commodities, and the Foreign Trade of Principal Commodities and Countries (FTSPCC) system, based on principal commodity classification. These systems offer country-wise and principal commodity-wise exports and imports data. Regular updates are being made with the latest information available from DGCI&S. Access to these systems is provided via the Department of Commerce website on the internet.
- **The Intranet Portal of Department of commerce:** The Intranet Portal has various e-Governance applications for the Department users:
  - The Electronic Requisition System for Stationery Items (ERSSI) streamlines the process for department users to electronically submit their requisitions for stationery items and check the status of their requests through an Intranet Portal.
  - The VIP Reference Monitoring System is implemented to oversee the timely processing and actions taken on VIP references received in the Department through the Commerce Secretary's Office.
  - The System for Processing of Pre-Budget Proposals is implemented to consolidate, process, and monitor the pre-budget proposals received from various organizations, agencies, and trading communities through the commodity and territorial divisions within the Department. This is conducted as an annual exercise
  - A centralized system for the dissemination of Office Memoranda (OM), Office Orders, Notices, and Circulars in the Department has been established. This system maintains and distributes the documents issued by the various sections and divisions in the Department as needed.
- **Access to World trade Atlas:** The Department of Commerce has an agreement with M/S IHS Global Limited (now S&P Global), UK, to access the World Trade Atlas, encompassing trade data from over 80 countries, in exchange for Indian Trade Data from DGCI&S. To ensure security, a robust access control mechanism has been devised to restrict access to authorized users only. User creation on the GTA system and coordination between DGCI&S and IHS Global Limited for any issues or clarifications related to the transfer of trade data are managed by NIC.
- **Engagement Monitoring System (EMS):** The application security audit, conducted by a CERT-IN empaneled agency, has been successfully completed for the platform operational at <https://apps.commerce.gov.in/engagement/>. Additionally, Single Sign-On (SSO) Parichay Integration has been implemented to enhance user experience and security.
- **Laying of Annual Report and Audited Account (LARAA):** A web-based application to monitor the progress regarding the laying of Annual Report &

Audited Accounts by the organizations (PSUs/Autonomous Bodies/Subordinate Offices etc.) under the Department of Commerce (DOC) before Parliament (Lok Sabha & Rajya Sabha), has been developed and implemented. The website is operational at <https://apps.commerce.gov.in/lara>

- **Certificate of Origin (eCoO):** It is a common digital platform providing single-point access for certificates of origin for all Foreign Trade Agreements (FTA) and Preferential Trade Agreements (PTA) across all Export Promotion Councils and their agencies. Designed to facilitate exporters with a secure, electronic, paperless eCoO issuance process, the system is hosted on the NIC Cloud infrastructure in a distributed framework environment. It includes archival and retrieval capabilities for post-verification by agencies.
- **Districts as Export Hubs:** The DGFT is collaborating with State and UT Governments to transform districts into export hubs by assessing their current export profiles, identifying and promoting existing and new exportable products, and setting targets to boost export performance. This initiative involves key district officers, Export Promotion Councils, Quality and Technical Standards Bodies, and various Government of India departments, working together through an institutional mechanism to conduct baseline studies, address infrastructure constraints, and develop District Export Action Plans (DEAP). District-wise lists of identified products and services are compiled by DGFT regional offices and uploaded on the portal in PDF format.
- **Cloud infrastructure:** Coordination by NIC for Cloud infrastructure allocation for the organizations such as Spices Board, Rubber Board, Coffee Board, Tea Board, Export Councils of India, Special Export Processing Zones (SEZ), APEDA, MPEDA, MMTc, STC, EIC, Logistics Division, ITPO, DGTR, GeM etc.
- **FMS Services:** Services are being provided to the users like Email, Network Management, VC Services, Anti-Virus deployment, OS Patch Management, VPN Services etc.
- **Support on central Projects:** NIC is providing Support on Central ICT Projects such as E-office, SPARROW, PFMS, CPGRAMS, RTI-MIS, PRAGATI, Bhavishya, LIMBS, Anubhav, E-Visitor, ACC vacancy Monitoring System etc.

## 7. COMPLIANCE TO CYBER SECURITY GUIDELINES

- Department has formulated a comprehensive information security strategy which includes policies and security controls to ensure the 3 main tenets of information security. Confidentiality, Integrity and Availability (CIA) of information - in the organisation.
- DoC has nominated Chief Information Security Officer (CISO) for establishing a cyber security program, business continuity program, drafting of various security policies, reviewing and updating the cyber security policy documents, defining rules for secure and acceptable use of communication channels for the business requirements of the Department. A security architecture has been developed for understanding threat landscape, establishing & reviewing the risk assessment methodology and selection of appropriate controls for risk mitigation by leveraging technology. This security architecture and vision is laid out in the Cyber Crisis Management Plan (CCMP) document of Department of Commerce (DoC), which is approved by MeitY.
- A security plan has been prepared & SOPs created to comply with the security advisories & alerts released from time-to-time by MHA & CERT-In. Awareness programs have also been conducted on cyber security awareness for users of DoC from time to time. CCMP has been deployed across DoC to enhance the cyber security related awareness and associated responsibility of users of ICT infrastructure to ensure a safe cyberspace within the Department.
- An external cybersecurity compliance audit of the entire ICT infrastructure (Network, Computing Devices, VC Systems and Wireless Access Points etc.) has also been conducted through CERT-In empaneled auditors. Reported vulnerabilities are being remediated by deploying appropriate security controls. So far as the database, applications, portals and website are concerned, these are hosted in secure NIC cloud environment and all the security measures as applicable, are taken care by Cyber Security Division of NIC.
- Department has formulated and deployed procedure for monitoring of security alerts, managing incident response in effective manner, conducting cyber security awareness drills and campaigns within the organisation. There is a well-drawn mechanism in

place for liaising with CERT-In, MHA and other Government Departments for enriching cyber security related experience and learning methodology to thwart cyber-attacks. CISO acts as a single point of contact for CERT-In and the Department.

- Network of DoC is based on appropriate architecture and its linkage with NIC network is through secure gateway and routers. Network is properly segregated for different functional requirements. Monitoring and blocking of malicious IP and domain are done by NIC Security Team at their firewall deployed at the National Data centre.
- Media Access Control (MAC) addresses are properly bound for all the system and IT devices, DHCP is disabled and IP configuration has been done manually to prevent intrusion and for proactive prevention.
- DoC network is segmented and security zone has been created for isolation of sensitive traffic and to secure sensitive IT systems.
- Department has also taken necessary step to ensure security of wireless access points by evaluating physical perimeter to define positioning of wireless devices thereby limiting radio transmission and coverage. All the wireless access points employ WPA-ll and higher encryption for data confidentiality and integrity.
- Desktops/endpoints deployed in the DoC are properly hardened and BIOS password is enabled at system boot and standard user account is enabled for all user on all office systems for regular work.
- Department has also deployed End point Detection and Response (EDR) in the systems to manage them and auto response in case of unwarranted incident at system level.
- Website of DoC got audited by CERT-In empaneled auditors and vulnerabilities remediated as per report given by Security Audit team.

## 8. COMMERCIAL WINGS IN INDIAN MISSIONS/ POSTS ABROAD

The Commercial Wings of our Missions abroad serve as an extension of the Department of Commerce (DoC) to coordinate, disseminate responses from the Government and report on the significant trade and economic developments in the country where they are located. At present, 83 commercial wings have staff under the budgetary control of this Department. For remaining 22,

only trade promotion budget is provided by the Department of Commerce. The commercial representative in the commercial wing is the first contact in the mission, for operators from private and public sectors having economic interests in that country. Out of the 105 Missions, two have a special commercial orientation - the Permanent Mission of India to the World Trade Organization, Geneva, and the Department's Mission at Brussels.

The budget for the commercial wings is provided by the Department of Commerce. However, the administrative control over these posts is with the Ministry of External Affairs (MEA). Most of these posts are filled up by the MEA through the Foreign Services Board process. In order to strengthen the Commercial Wings and to increase their activities, budgetary allocation for these offices have been augmented from time to time. The budget provisions have been enhanced from Rs. 24110.00 lakh in the Final Expenditure 2022-23 to Rs. 25755.49 crore in the Final Expenditure 2023-24.

The Commercial Wings of our Missions abroad focus on various tasks relating to India's trade with the concerned host country. It involves:

- Collection and transmission of trade, economic and investment information.
- Monitoring of economic, commercial and trade policy developments; monitoring of bilateral economic and commercial relations, both at the Government-level as well as at the level of business communities of the two countries.
- Market research, surveys and critical analysis of ongoing trade.
- Trade and investment promotion including the handling of trade and investment inquiries, promotion of merchandise & services trade, promotion of investment & joint ventures and assistance in resolution of trade disputes.
- Analysis of emerging trends relating to multilateral and regional institutions with a focus on India's trade and investment etc.

Other initiatives towards streamlining the work of the Commercial wings include:

- **Web based reporting:** The Department of Commerce has devised a portal to enable submissions on the revised proforma (capturing all the three aspects of trade, technology and tourism) online. The test portal

is already operational and the missions have been conveyed the details for accessing it. The online dashboard is expected to improve the reporting, data management and performance evaluation of the commercial wings.

- **Reporting trade opportunities in real time:** The Missions have been advised to pro-actively focus their efforts in alerting Export Promotion Councils/ Exporters to export opportunities in their respective countries on real time basis. Missions have been asked to post export opportunities, especially those based on public tenders, on the India Trade portal serviced by the FIEO. Some Missions have commendably supported these objectives through regular submissions.
- **Restructuring of Staff in the Missions:** Department of Commerce is in the process of structuring the staff in Commercial/Non-Commercial wings of Indian Missions abroad.

## 9. SWACHHATA CAMPAIGN

In accordance with the vision of Swachh Bharat of Hon'ble Prime Minister, Department of Commerce along with Attached, Subordinate offices, Autonomous organisations and PSUs have conducted swachhata campaigns. The details of the activities conducted as part of the campaign are as under:

### (A) Special Campaign 3.0

Special Campaign 3.0 for Disposal of Pending Matters was organized in the Department of Commerce from 2nd October to 31st October 2023. The Campaign was implemented in the Department of Commerce and its Attached Offices, Subordinate Offices, Autonomous organisations and PSUs. The main focus areas of the Campaign include effective disposal of public grievances, references from the Members of Parliament, State Government references, conducting cleanliness drives, disposal of scrap and weeding out of files.

The campaign was carried out from 15th September to 31st October 2023. The preparatory phase was from 15th September 2023 to 30th September 2023, wherein the pending references and records to be reviewed were identified. Thereafter during the campaign phase from 1st October 2023 to 31st October 2023 the identified references were disposed and the reviewed records

weeded out. Progress of the campaign was uploaded on SCDPM Portal of DARPG on daily basis. Further as per the directions from DARPG, the campaign is being conducted throughout the year.

The Department of Commerce along with attached, subordinate, autonomous organisations & PSUs have conducted 570 cleanliness campaigns, weeded out 1,85,346 physical files, closed 5,309 e-files. During the campaign 66 MP references, 837 Public Grievances, 79 Public Grievance Appeals were disposed. Revenue of Rs. 27,72,342/- generated and 15,972 Sq. Ft of space freed by disposing scrap.

### (B) Swachhata Hi Seva

As part of Swachhata Hi Seva campaign, Department of Commerce along with Attached, Subordinate Offices, Autonomous Organisations and PSUs carried out shramdaan on 1st October, 2023 across the country.

Shramdaan was undertaken at 183 sites with more than 7500 participants under the slogan "Ek Tareekh Ek Ghanta Ek Saath". Local residents, school students, resident associations, ward communities and Municipal authorities were also mobilized for the Shramdaan. Shramdaan was conducted in a total of 75 Districts in 18 States.

Waterbodies, APMCs and market spaces which are important sites for shramdaan were identified and were taken up for cleaning. Prominent sites where shramdaan took place are Madipakkam lake, Chennai, Deval Talao, Mumbai, Arthungal Beach, Alappuzha, Deshapran Fishing harbour, Kolkata, APMC, Unja, APMC Mirch Yard, Guntur, AMC, Warangal, Khau galli, Mumbai, RK Puram Market, New Delhi and Mahaveer Choraha, Varanasi.

### (C) Swachhata Pakhwada

As part of Swachhata Pakhwada, Department of Commerce along with attached, subordinate offices, Autonomous organisations and PSUs has undertaken various IEC and shramdaan activities from 15th September to 2nd October 2023 throughout the country in association with local residents, school students, resident associations, ward communities and Municipal authorities.

As part of the campaign, total 158 activities were completed wherein, 4756 people participated and of which 4322 public mobilized. Swachhata pledge was taken by all employees to voluntarily devote 100 hours per year towards cleanliness to make India litter free.

\* \* \* \* \*

# Annexures

## ANNEXURE-A

### Attached Offices/ Subordinate Offices/ Autonomous Bodies/ Public Sector Undertakings/ Export Promotion Councils/Other Organizations under the Department of Commerce

#### (A) Attached Offices

1. Directorate General of Foreign Trade, Udyog Bhavan, New Delhi-110107 and Vanijya Bhawan, A wing, 16 Akbar Road, New Delhi-110011
2. Directorate General of Trade Remedies, 4th Floor, Jeevan Tara Building, 5, Parliament Street, Patel Chowk, New Delhi-110001

#### (B) Subordinate Offices

1. Directorate General of Commercial Intelligence and Statistics, 565, Anandapur, Ward No. 108, Sector-1, Plot No. 22, ECADP, Kolkata-700107
2. Cochin Special Economic Zone, Administrative Building, Kakkannad, Kochi-682037, Kerala
3. Falta Special Economic Zone, 2nd MSO Building, 4th Floor, Nizam Palace, 234/4, AJC Bose Road, Kolkata-700014, West Bengal
4. MEPZ Special Economic Zone, Administrative Building, GST Road, Tambaram, Chennai, Tamil Nadu, India-600045
5. Kandla Special Economic Zone, Gandhidham (Kutch), Gujarat-370230
6. SEEPZ Special Economic Zone, Andheri (East), Mumbai-400096, Maharashtra
7. Visakhapatnam Special Economic Zone, Administrative Building, Duvvada, Visakhapatnam - 530049, Andhra Pradesh
8. Noida Special Economic Zone, Noida Dabri Road, Phase-II, Noida-201305, Distt. Gautam Budh Nagar, Uttar Pradesh
9. Pay and Accounts Office (Commerce), Udyog Bhavan, New Delhi-110107
10. Pay and Accounts Office (Supply), 2nd Floor, Jeevan Tara Building, Patel Chowk, New Delhi-110001

#### (C) Autonomous Bodies

1. Coffee Board, 1, Dr. B.R. Ambedkar Veedhi, Bangalore-560001, Karnataka
2. Rubber Board, Sub-Jail Road, P.B. No.1122, Kottayam - 686002, Kerala

3. Tea Board, 14, BTM Sarani, Brabourne Road, P.B. No.2172, Kolkata - 700001, West Bengal
4. Tobacco Board, G.T. Road, Srinivasa Rao Thota, Guntur-522004, Andhra Pradesh
5. Spices Board, Sugandha Bhavan, N.H. Bypass, PB-2277, Palarivattom, P.O. Kochi - 682025, Kerala
6. MPEDA House, P.B.No.4272, Panampilly Avenue, Panampilly Nagar, P.O. Kochi - 682036, Kerala
7. Agricultural & Processed Food Products Export Development Authority, 3rd Floor, NCUI Building 3, Siri Institutional Area, August Kranti Marg, (Opp. Asiad Village), New Delhi - 110016
8. Export Inspection Council (Ministry of Commerce & Industry, Government of India) 2nd Floor, B-Plate, Block-1, Commercial Complex, East Kidwai Nagar, New Delhi - 110023, Tel: +91-11-20815386/87/88 E-Mail: eic@eicindia.gov.in, Website: www.eicindia.gov.in.

9. Indian Institute of Foreign Trade, IIFT Bhawan, B-21, Qutab Institutional Area, New Delhi-110016
10. Indian Institute of Packaging, Plot E 2, Cross Rd Number 8, Chakala Industrial Area (MIDC), Andheri East, Mumbai, Maharashtra-400093

#### (D) Public Sector Undertakings

1. State Trading Corporation of India, Jawahar Vyapar Bhawan, Tolstoy Marg, New Delhi-110001

#### Subsidiary of STC

- STCL Limited, 'Chandrodaya', No.10/1, II Main, 30th Cross, 7th Block, Jayanagar, Bengaluru 560070
- MMTC Ltd., Core -1, "SCOPE COMPLEX, 7 Institutional Area, Lodhi Road, New Delhi-110003
- PEC Ltd, F Block, 3rd Floor, Flatted Factory Complex, F&G Block, Jhandewalan Jewellery Complex, Rani Jhansi Road, New Delhi 110055.
- ECGC Limited, ECGC Bhawan, CTS No. 393, 393/1-45, Sir Mathuradas Vasanji Rd, Bima Nagar, Andheri East, Mumbai, Maharashtra-400069
- ECGC Limited, ECGC Bhawan, CTS No. 393, 393/1 to 45, Village Gundavali, M. V. Road, Opp. Vishal Hall, Andheri (East), Mumbai-400069

6. India Trade Promotion Organization, Pragati Bhawan, Bharat Mandapam, New Delhi-110001

**(E) Special Purpose Vehicle**

1. Government e Marketplace SPV (GeM SPV), 2nd Floor, Jeevan Tara Building, 5-Sansad Marg, Near Patel Chowk, New Delhi-110001

**(F) List of the EPCs under the Department of Commerce**

1. Chemexcil, Jhansi Castle (4th Floor), 7-Cooperage Road, Mumbai-400002, Maharashtra

2. CAPEXIL, Vanijya Bhavan, International Trade Facilitation Centre, 3rd Floor, 1/1 Wood Street, Kolkata-700016, West Bengal

3. Council for Leather Exports, No.1, Sivaganga Main Rd, Seetha Nagar, Nungambakkam, Chennai, Tamil Nadu 600034

4. EEPC India, Vanijya Bhavan, International Trade Facilitation Centre, 1st Floor, 1/1 Wood Street, Kolkata-700016, West Bengal

5. Export Promotion Council for EOUs & SEZs (EPCES), Flat No. 101 A, 10th Floor, Himalaya House, 23, Kasturba Gandhi Marg, New-Delhi 110001

6. The Gem & Jewellery Export Promotion Council (GJEPC), D2B, Tower, West Core Wing, Bharat Diamond Bourse, Bandra Kurla Complex, Bandra (E), Mumbai-400051, Maharashtra

7. The Plastics Export Promotion Council, Dynasty Business Park, Ground Floor, B-Wing, Office No.2, Chakala, Andheri East, Mumbai, Maharashtra - 400059

8. The Sports Goods Export Promotion Council, 1-E/6, Swami Ram Tirth Nagar, Jhandewalan Extension, New

Delhi-110055

9. Shellac & Forest Products Export Promotion Council (SHEFEXIL), Vanijya Bhavan, International Trade Facilitation Centre, 2nd Floor, 1/1 Wood Street, Kolkata-700016, West Bengal

10. Pharmaceuticals Export Promotion Council of India (Pharmexcil), 102, Aditya Trade Centre, Ameerpet, Hyderabad-500038, Andhra Pradesh

11. Services Export Promotion Council, DPT-417, 4th Floor, Prime Towers, Plot No.79 & 80, Pocket-F, Okhla Industrial Area Phase-I, New Delhi - 110020

12. Project Export Promotion Council of India, 202 NEXTRA Building, 2nd Floor, Mayur Vihar Extension, New Delhi-110091

13. Indian Oilseeds and Produce Export Promotion Council, 78-79 Bajaj Bhawan, Nariman Point, Mumbai-400021, Maharashtra

**(G) Other Organizations**

1. Federation of Indian Export Organizations, Niryat Bhawan, Rao Tula Ram Marg, Opp. Army Hospital Research & Referral, New Delhi-110057

2. Indian Diamond Institute, Katargam Campus, Katargam, G.I.D.C., Sumul Dairy Road, Surat-395008, Gujarat, India

3. National Centre for Trade Information, NCTI Complex, Pragati Maidan, New Delhi

4. Price Stabilisation Fund Trust, Room No.2003. 20th Floor, Jawahar Vyapar Bhawan, Tolstoy Marg, Connaught Place, New Delhi - 110001

5. India Brand Equity Foundation, 16th Floor, Dr. Gopal Das Bhawan, 28, Barakhamba Road, New Delhi - 110001

\* \* \* \* \*

**Annexure-B**

Name of Organisation	Group	Total no. of Employees (as on 31.03.2024)	Total no. of Candidates recruited during the period January 2023-March 2024	No. of SC Emp	No. of SC category candidates recruited during the period January 2023-March 2024	No. of ST Emp.	No. of ST category candidates recruited during the period January 2023-March 2024	No. of OBC Emp.	No. of OBC category candidates recruited during the period January 2023-March 2024	No. of EWS Emp.	No. of EWS category candidates recruited during the period January 2023-March 2024	No. of vacancies reserved for SC, ST, OBC & EWS which remained unfilled as on 31.03.2024	Remarks
1	2	3	4	5	6	7	8	9	10	11	12	13	14
Department of Commerce (Proper)	Group A	136	0	21	0	5	0	20	0	0	0	0	For recruitment of Group A officers, post of CSSS, CSS, CSS Cadre, DoPT is
	Group B	221	0	33	0	4	0	55	0	3	0	0	Cadre Controlling Authority, For Ex. Cadre (JTO & STO), is done by Rajbhasha Vibhag.
	Group C (excluding Safai Karmchhari)	127	7	23	0	3	0	35	3	4	3	(SC-4, ST-2, OBC-5, EWS-8) 19*	Department implements promotion /posting /transfer orders issued by Cadre Controlling Authorities.
	Group C (Safai Karmchhari)	0	0	0	0	0	0	0	0	0	0	0	* 3 vacancies reported to SSC wide letter dt. 17.11.2022 & 18 vacancies reported to SSC wide letter dt. 30.08.2023 (including 2 UR)
Supply Division	Group A	49*	0	6	0	6	0	7	0	0	0	0	*By excluding 12 officers who are on deputation. Since the cadre of ISS & IIS has been declared as a dying cadre, fresh recruitment has already been stopped.
	Group B	55**	6	14	1	5	4	12	1	0	0	0	** 2 officers are presently on deputation to CAT, Allahabad and AIIMS, Delhi.
	Group C (excluding Safai Karmchhari)	19	0	6	0	1	0	2	0	0	0	0	Recruitment in CSS, CSSS & CPCS are done by DoPT.
	Group C (Safai Karmchhari)	0	0	0	0	0	0	0	0	0	0	0	
<b>Sub Total (A)</b>			<b>13</b>	<b>103</b>	<b>1</b>	<b>24</b>	<b>4</b>	<b>131</b>	<b>4</b>	<b>7</b>	<b>3</b>	<b>19</b>	
<b>Attached Offices under Department of Commerce</b>													
Directorate General of	Group A	151	6	24	1	8	0	28	2	2	2	2	SC-0, ST-0 OBC-0, EWS-0

Name of Organisation	Group	Total no. of Employees (as on 31.03.2024)	Total no. of Candidates recruited during the period January 2023-March 2024	No. of SC Emp	No. of SC category candidates recruited during the period January 2023-March 2024	No. of ST Emp.	No. of ST category candidates recruited during the period January 2023-March 2024	No. of OBC Emp.	No. of OBC category candidates recruited during the period January 2023-March 2024	No. of EWS Emp.	No. of EWS category candidates recruited during the period January 2023-March 2024	No. of vacancies reserved for SC, ST, OBC & EWS which remained unfilled as on 31.03.2024	Remarks
1	2	3	4	5	6	7	8	9	10	11	12	13	14
Foreign Trade (DGFT)	Group B	194	0	43	0	23	0	15	0	0	40	SC-21, ST-11, OBC-8	
	Group C (excluding Safai Karmchari)	289	2	87	0	22	1	43	0	2	220	SC-57/ST-49, OBC-106, EWS-8	
	Group C (Safai Karmchari)	26	0	10	0	3	0	0	0	0	0	0	
<b>Sub Total (B)</b>		<b>660</b>	<b>8</b>	<b>164</b>	<b>1</b>	<b>56</b>	<b>1</b>	<b>86</b>	<b>2</b>	<b>4</b>	<b>262</b>	<b>260</b>	
<b>Subordinate Offices under Department of Commerce</b>													
Directorate General of Commercial Intelligence and Statistics (DGCI&S)	Group A	22	*	5	*	0	*	3	*	0	*	Vacancies are managed by Cadre Controlling Authority	*Recruitment is managed by Cadre Controlling Authority
	Group B	100	3	24	1	12	0	5	1	0	0	SC-15 and ST-7 Posts remain vacant for not fulfilling qualifying Service as per Recruitment Rules.	
	Group C (excluding Safai Karmchari)	84	0	10	0	7	0	36	0	0	0	Data Processing Assistant (SC-16, ST-4, OBC-4, EWS-12) posts, for UDC (SC-1, ST-1), for Lower Div. Clerk (SC-2, ST-1 Post), MTS (SC-2, ST-1, OBC-7 and EWS-3.)	

Name of Organisation	Group	Total no. of Employees (as on 31.03.2024)	Total no. of Candidates recruited during the period January 2023-March 2024	No. of SC Emp	No. of SC category candidates recruited during the period January 2023-March 2024	No. of ST Emp.	No. of ST category candidates recruited during the period January 2023-March 2024	No. of OBC Emp.	No. of OBC category candidates recruited during the period January 2023-March 2024	No. of EWS Emp.	No. of EWS category candidates recruited during the period January 2023-March 2024	No. of vacancies reserved for SC, ST, OBC & EWS which remained unfilled as on 31.03.2024	Remarks
1	2	3	4	5	6	7	8	9	10	11	12	13	14
	Group C (Safai Karmchhari)	2	0	0	0	0	0	0	0	0	0	0	
MEPZ Special Economic Zone (SEZ)	Group A	10	0	2	0	0	0	1	0	0	0	0	
	Group B	71	0	14	0	0	0	13	0	0	0	0	
	Group C(excluding Safai Karmchhari)	16	0	8	0	1	0	5	0	0	0	1	
	Group C (Safai Karmchhari)	0	0	0	0	0	0	0	0	0	0	0	
Kandla Special Economic Zone (SEZ)	Group A	4	0	1	0	0	0	0	0	0	0	0	
	Group B (Gazetted & NG)	25	0	2	0	0	0	8	0	0	0	0	
	Group C (excluding Safai Karmchhari)	29	0	4	0	0	0	10	0	0	0	22	
	Group C (Safai Karmchhari)	2	0	2	0	0	0	0	0	0	0	0	
Visakhapatnam Special Economic Zone (SEZ)	Group A	3	1	0	0	0	0	2	0	0	0	0	
	Group B	11	3	1	0	1	0	2	1	0	0	0	
	Group C (excluding Safai Karmchhari)	8	0	1	0	1	0	5	0	0	0	0	
	Group C (Safai Karmchhari)	0	0	0	0	0	0	0	0	0	0	0	
Falta Special Economic Zone (SEZ)	Group A	5	4*	0	0	0	0	0	0	0	0	0	Filled up by DoC *by deputation
	Group B	16	7*	2	0	1	0	3	0	0	0	SC-02, ST-01	Due to non-availability of feeder grade employees *by deputation

Name of Organisation	Group	Total no. of Employees (as on 31.03.2024)	Total no. of Candidates recruited during the period January 2023-March 2024	No. of SC Emp	No. of SC category candidates recruited during the period January 2023-March 2024	No. of ST Emp.	No. of ST category candidates recruited during the period January 2023-March 2024	No. of OBC Emp.	No. of OBC category candidates recruited during the period January 2023-March 2024	No. of EWS Emp.	No. of EWS category candidates recruited during the period January 2023-March 2024	No. of vacancies reserved for SC, ST, OBC & EWS which remained unfiled as on 31.03.2024	Remarks
1	2	3	4	5	6	7	8	9	10	11	12	13	14
Indore Special Economic Zone (SEZ)	Group C(excluding Safai Karmchari)	5	2**	1	0	0	0	1	0	0	0	OBCs-02	Due to non-availability of feeder grade employees **By Direct Recruitment
	Group C (Safai Karmchari)	0	0	0	0	0	0	0	0	0	0	0	No posts exist
	Group A	1	0	0	0	0	0	1	0	0	0	0	All employees except one regular group B (gazetted) employee are appointed on deputation basis as there is no direct recruitment.
	Group B	14	0	4	0	2	0	0	0	0	0	0	
	Group C(excluding Safai Karmchari)	0	0	0	0	0	0	0	0	0	0	0	
Noida Special Economic Zone (SEZ)	Group C (Safai Karmchari)	0	0	0	0	0	0	0	0	0	0	0	
	Group A*	6	0	0	0	0	0	0	0	0	0	0	* All deputation posts **19 deputation posts
	Group B**	19	0	2	0	1	0	5	0	0	0	0	
	Group C(excluding Safai Karmchari)	27	0	4	0	2	0	9	0	0	0	0	
	Group C (Safai Karmchari)	0	0	0	0	0	0	0	0	0	0	0	
Cochin Special Economic Zone (SEZ)	Group A	3	0	1	0	1	0	0	0	0	0	0	Out of the 30 Security Guards under Group C, 27 security guards are working on contract basis
	Group B	21	0	3	0	1	0	3	0	0	0	0	
	Group C (excluding Safai Karmchari)	15	0	0	0	0	0	7	0	0	0	0	
	Group C (Safai Karmchari)	0	0	0	0	0	0	0	0	0	0	0	
	Group A	3	1	1	0	0	0	0	0	0	0	0	
SEEPZ SPECIAL ECONOMIC ZONE (SEZ)	Group A	30	18	3	2	2	1	7	5	0	0	2	
	Group B												

Name of Organisation	Group	Total no. of Employees (as on 31.03.2024)	Total no. of Candidates recruited during the period January 2023-March 2024	No. of SC Emp	No. of SC category candidates recruited during the period January 2023-March 2024	No. of ST Emp.	No. of ST category candidates recruited during the period January 2023-March 2024	No. of OBC Emp.	No. of OBC category candidates recruited during the period January 2023-March 2024	No. of EWS Emp.	No. of EWS category candidates recruited during the period January 2023-March 2024	No. of vacancies reserved for SC, ST, OBC & EWS which remained unfiled as on 31.03.2024	Remarks
1	2	3	4	5	6	7	8	9	10	11	12	13	14
	Group C(excluding Safai Karmchhari)	32	2	8	0	3	0	12	1	0	0	18	
	Group C (Safai Karmchhari)	0	0	0	0	0	0	0	0	0	0	0	
	<b>Sub Total (C)</b>	<b>584</b>	<b>41</b>	<b>103</b>	<b>3</b>	<b>35</b>	<b>1</b>	<b>138</b>	<b>8</b>	<b>0</b>	<b>0</b>	<b>124</b>	
<b>Autonomous Bodies and Commodity Boards under Department of Commerce</b>													
<b>Spices Board</b>	<b>Group A</b>	68	0	10	0	8	0	20	0	0	0	4 (SC), 2(ST) and 4(OBC) to be filled by Direct Recruitment	*No appointments after 22.02.2017 have been made as per the order received from the MoC except one post of Scientist-B. Ministry has approved the restructuring proposal of the Spices Board. As per the approval, the Ministry has advised to fill up the vacant post within the strength of 379 by promotion/Selection in the ensuing 3 years as per approved Recruitment Rules. Spices Board has submitted the draft Recruitment Regulations (RR) to the Department of Commerce, New Delhi for approval. On approval of the RR, filling up the vacant posts would be resumed including reservation for EWS.
	<b>Group B</b>	75	0	8	0	8	0	24	0	0	0	3 (SC), 2(ST) & 8 (OBC) to be filled by Direct recruitment	
	<b>Group C(excluding Safai Karmchhari)</b>	80	0	14	0	7	0	32	0	0	0	4 (SC), 2 (ST) and 10(OBC) to be filled by Direct Recruitment. EWS*	
	<b>Group C (Safai Karmchhari)</b>	0	0	0	0	0	0	0	0	0	0	0	
<b>Rubber Board</b>	<b>Group A</b>	161	0	30	0	14	0	20	0	0	0	**2(SC)	**These 5 vacancies are kept unfiled due to non-availability of eligible

Name of Organisation	Group	Total no. of Employees (as on 31.03.2024)	Total no. of Candidates recruited during the period January 2023-March 2024	No. of SC Emp	No. of SC category candidates recruited during the period January 2023-March 2024	No. of ST Emp.	No. of ST category candidates recruited during the period January 2023-March 2024	No. of OBC Emp.	No. of OBC category candidates recruited during the period January 2023-March 2024	No. of EWS Emp.	No. of EWS category candidates recruited during the period January 2023-March 2024	No. of vacancies reserved for SC, ST, OBC & EWS which remained unfilled as on 31.03.2024	Remarks
1	2	3	4	5	6	7	8	9	10	11	12	13	14
	Group B	369	0	55	0	26	0	78	2	6	0	**2(SC) **(1)(ST)	candidates with required residency period for promotion in the feeder cadre. The Board was instructed not to fill up any vacancies (promotion or appointment) without prior approval of the Ministry due to restructuring. Later on Ministry, has given permission to fill up the promotional vacancies only. Sanction was accorded by Ministry for filling up 34 vacancies of Field Officer. Moreover, Ministry had reduced the sanctioned staff strength from 1649 to 905 as part of rationalization and restructuring of Rubber Board. As on 30.09.2023, there were 965 employees against the sanctioned strength of 905. Hence, Board is now under the process of reducing the excess staff strength to 905.
	Group C (excluding Safai Karmchhari)	435	0	57	0	42	0	149	0	0	0	0	
	Group C (Safai Karmchhari)	0	0	0	0	0	0	0	0	0	0	0	
Group A	53	0	8	0	3	0	16	0	0	0	0		
Tea Board	Group B	89	0	13	0	4	0	27	0	0	0	In the Revised Restructuring Proposal as recently submitted before the Department of Commerce, Tea Board has proposed for 316 officials (excluding the post of Chairman, Tea Board	
	Group C (excluding Safai Karmchhari)	179	0	29	0	13	0	21	0	0	0		

Name of Organisation	Group	Total no. of Employees (as on 31.03.2024)	Total no. of Candidates recruited during the period January 2023-March 2024	No. of SC Emp	No. of SC category candidates recruited during the period January 2023-March 2024	No. of ST Emp.	No. of ST category candidates recruited during the period January 2023-March 2024	No. of OBC Emp.	No. of OBC category candidates recruited during the period January 2023-March 2024	No. of EWS Emp.	No. of EWS category candidates recruited during the period January 2023-March 2024	No. of vacancies reserved for SC, ST, OBC & EWS which remained unfilled as on 31.03.2024	Remarks
1	2	3	4	5	6	7	8	9	10	11	12	13	14
Agriculture and Processed Food Products Export Development Authority (APEDA)	Group C (Safai Karmchari)	4	0	3	0	0	0	0	0	0	0		which is a non-executive post) for all categories. On the other hand, Tea Board has also been advised by the Plantation Division, Department of Commerce that no vacant post should be filled up by Direct Recruitment or promotion without their permission. As a result, the process for filling up of vacancies have been kept pending
	Group A	24	11	3	1	1	1	4	3	0	0	SC-1, ST-1, OBC-2, EWS-1	*As per APEDA Restructuring Report approved by Department of Commerce in January 2019, Group C posts once vacant are not to be filled, except in the case of promotion to the posts of Assistant/Cash Executive.
	Group B	42	12	10	2	3	1	7	3	3	3	0	
	Group C* (excluding Safai Karmchari)	13	0	0	0	1	0	3	0	0	0	0	
	Group C (Safai Karmchari)	0	0	0	0	0	0	0	0	0	0	0	
Export Inspection Council of India (EIC)	Group A	90	0	22	0	4	0	20	0	0	0	Restructuring in Progress	
	Group B	60	0	6	0	6	0	20	0	0	0		
	Group C (excluding Safai Karmchari)	84	0	8	0	1	0	16	0	0	0		
Coffee Board	Group C (Safai Karmchari)	0	0	0	0	0	0	0	0	0	0		
	Group A	65	0	6	0	3	0	21	0	0	0	0	
	Group B	118	0	22	0	8	0	29	0	0	0	8	

Name of Organisation	Group	Total no. of Employees (as on 31.03.2024)	Total no. of Candidates recruited during the period January 2023-March 2024	No. of SC Emp	No. of SC category candidates recruited during the period January 2023-March 2024	No. of ST Emp.	No. of ST category candidates recruited during the period January 2023-March 2024	No. of OBC Emp.	No. of OBC category candidates recruited during the period January 2023-March 2024	No. of EWS Emp.	No. of EWS category candidates recruited during the period January 2023-March 2024	No. of vacancies reserved for SC, ST, OBC & EWS which remained unfulfilled as on 31.03.2024	Remarks
1	2	3	4	5	6	7	8	9	10	11	12	13	14
	Group C (excluding Safai Karmchari)	270	0	42	0	11	0	36	0	0	0	35	
	Group C (Safai Karmchari)	0	0	0	0	0	0	0	0	0	0	0	
Marine Products Export Development Authority (MPEDA)	Group A	57	0	12	0	7	0	20	0	0	0	SC-2,ST-1,OBC-3	The restructuring proposal of MPEDA is under consideration with Ministry of Commerce & Industry and waiting for final approval. The vacant post will be filled up as per the directions from Department of Commerce.
	Group B	59	0	12	0	8	0	23	0	0	0	SC-4,ST-1,OBC-1	
	Group C (excluding Safai Karmchari)	42	0	8	0	2	0	19	0	0	0	SC-3,ST-2,OBC-9	
	Group C (Safai Karmchari)	8	0	1	0	1	0	4	0	0	0	0	
Tobacco Board	Group A	63	0	13	0	6	0	18	0	0	0	0	
	Group B	60	0	8	0	3	0	23	0	3	0	0	
	Group C (excluding Safai Karmchari)	109	0	17	0	8	0	34	0	0	0	0	
Indian Institute of Foreign Trade (IIFT), Delhi	Group C (Safai Karmchari)	21	0	2	0	1	0	12	0	0	0	0	
	Group A	88	28	5	2	0	1	9	10	0	0	SC-14, ST-9, OBC-18	
	Group B	61	0	10	0	4	0	14	0	1	0	0	
	Group C (excluding Safai Karmchari)	8	0	1	0	0	0	1	0	0	0	0	

Name of Organisation	Group	Total no. of Employees (as on 31.03.2024)	Total no. of Candidates recruited during the period January 2023-March 2024	No. of SC Emp	No. of SC category candidates recruited during the period January 2023-March 2024	No. of ST Emp.	No. of ST category candidates recruited during the period January 2023-March 2024	No. of OBC Emp.	No. of OBC category candidates recruited during the period January 2023-March 2024	No. of EWS Emp.	No. of EWS category candidates recruited during the period January 2023-March 2024	No. of vacancies reserved for SC, ST, OBC & EWS which remained unfiled as on 31.03.2024	Remarks
1	2	3	4	5	6	7	8	9	10	11	12	13	14
Indian Institute of Packaging (IIP)	Group C (Safai Karmchari)	0	0	0	0	0	0	0	0	0	0	0	
	Group A	29	0	5	0	3	0	7	0	0	0	0	
	Group B	7	0	0	0	0	0	2	0	0	0	0	
	Group C (excluding Safai Karmchari)	33	0	4	0	0	0	11	0	0	0	0	
	Group C (Safai Karmchari)	0	0	0	0	0	0	0	0	0	0	0	
<b>Sub Total (D)</b>		<b>2924</b>	<b>51</b>	<b>444</b>	<b>5</b>	<b>206</b>	<b>3</b>	<b>740</b>	<b>18</b>	<b>13</b>	<b>3</b>	<b>159</b>	
<b>Public Sector Undertakings under Department of Commerce</b>													
State Trading Corporation of India (STC)	Group A	71	0	14	0	7	0	12	0	0	0	*0	*In STC, no recruitment has taken place in Group A for the last 7 years.
	Group B	33	0	9	0	3	0	2	0	0	0	**0	**In STC, no recruitment has taken place in Group B and C for the last 27 years.
	Group C (excluding Safai Karmchari)	22	0	7	0	3	0	1	0	0	0	**0	
	Group C (Safai Karmchari)	0	0	0	0	0	0	0	0	0	0	**0	
Indian Trade Promotion Organisation (ITPO)	Group A	99	3	23	0	4	0	15	0	0	0	*1(ST)	* One ST vacancy of DM(Fin) for the year 2019 in Group 'A' is unfiled
	Group B	29	0	5	0	1	0	4	0	0	0	0	
	Group C (excluding Safai Karmchari)	180	0	42	0	3	0	20	0	0	0	0	
	Group C (Safai Karmchari)	17	0	15	0	0	0	0	0	0	0	0	
	Group A	24	0	9	0	2	0	2	0	0	0	0	

Name of Organisation	Group	Total no. of Employees (as on 31.03.2024)	Total no. of Candidates recruited during the period January 2023-March 2024	No. of SC Emp	No. of SC category candidates recruited during the period January 2023-March 2024	No. of ST Emp.	No. of ST category candidates recruited during the period January 2023-March 2024	No. of OBC Emp.	No. of OBC category candidates recruited during the period January 2023-March 2024	No. of EWS Emp.	No. of EWS category candidates recruited during the period January 2023-March 2024	No. of vacancies reserved for SC, ST, OBC & EWS which remained unfilled as on 31.03.2024	Remarks
1	2	3	4	5	6	7	8	9	10	11	12	13	14
PEC Ltd. (Project and Equipment Corporation of India Limited)	Group B	2	0	1	0	0	0	1	0	0	0	0	9 officials on deputation outside have been excluded.
	Group C (excluding Safai Karmchhari)	0	0	0	0	0	0	0	0	0	0	0	
	Group C (Safai Karmchhari)	0	0	0	0	0	0	0	0	0	0	0	
EOGC Ltd. (Export Credit Guarantee Corporation of India Limited)	Group A	257	0	46	0	19	0	68	0	0	0	0	Recruitment in Group C & Group D has been discontinued since 2007 and 1999 respectively.
	Group B	310	78	52	11	24	9	75	18	12	8	SC-1 EWS-2	
	Group C (excluding Safai Karmchhari)	19	0	3	0	3	0	0	0	0	0	0	
MMTC Limited (Minerals and Metals Trading Corporation)	Group C (Safai Karmchhari)	0	0	0	0	0	0	0	0	0	0	0	In line with the directions of the administrative ministry and Board of Directors, all recruitment processes in executive cadre have been stopped since 2019 as the company is downsizing and winding down its operations which may eventually lead to its closure. Recruitment in staff cadre has been stopped since 1992.
	Group A	172	0	37	0	13	0	26	0	0	0	0	
	Group B	92	0	20	0	17	0	2	0	0	0	0	
Sub Total (E)	Group C (excluding Safai Karmchhari)	37	0	5	0	3	0	11	0	0	0	0	Recruitment in Group C & Group D has been discontinued since 2007 and 1999 respectively.
	Group C (Safai Karmchhari)	0	0	0	0	0	0	0	0	0	0	0	
Grand Total		1374	81	288	11	102	9	239	18	12	8	4	
		6149	194	1102	21	423	18	1334	50	36	276	566	
SC - Scheduled Castes, ST - Scheduled Tribes, OBC - Other Backward Classes, EWS - Economically Weaker Sections													

**Annexure-C**

Name of Organisation	Group	Total No. of Employees (as on 31.03.2024)	Total No. of Candidates recruited during the period January 2023-March 2024	No. of PwD Employees category wise (as on 31.03.2024)					No. of PwD Employees (category wise) recruited during the period January 2023-March 2024					Total No. of vacancies reserved for PwDs, which remained unfilled (as on 31.03.2024)	Remarks
				A	B	C	D	E	A	B	C	D	E		
1	2	3	4	5	6	7	8	9	10	11	12	13	14	15	16
Department of Commerce (Proper)	Group A	136	0	0	0	1	0	0	0	0	0	0	0	0	For recruitment of Group A officers, post of CSSS, CPCS, CSS Cadre, DoPT is Cadre Controlling Authority. For Ex. Cadre (JTO & STD), is done by Rajbhasha Vibhag. Department implements promotion/posting/transfer orders issued by Cadre Controlling Authorities.
	Group B	221	0	2	2	5	0	0	0	0	0	0	0	0	
	Group C (excluding Safai Karmchari)	127	7	2	0	1	0	0	1	0	0	0	0	1	
Supply Division	Group C (Safai Karmchari)	0	0	0	0	0	0	0	0	0	0	0	0	0	*By excluding 12 officers who are on deputation. Since the cadre of ISS & IIS has been declared as a dying cadre, fresh recruitment has already been stopped. Recruitment in CSS, CPCS & CPCS are done by DoPT.
	Group A	49*	0	0	0	0	0	0	0	0	0	0	0	0	
	Group B	55	6	0	0	0	0	0	0	0	0	0	0	0	
	Group C (excluding Safai Karmchari)	19	0	0	0	1	0	0	0	0	0	0	0	0	
	Group C (Safai Karmchari)	0	0	0	0	0	0	0	0	0	0	0	0	0	
<b>Sub Total (A)</b>		<b>607</b>	<b>13</b>	<b>4</b>	<b>2</b>	<b>8</b>	<b>0</b>	<b>0</b>	<b>1</b>	<b>0</b>	<b>0</b>	<b>0</b>	<b>0</b>	<b>1</b>	
<b>Attached Offices under Department of Commerce</b>															
Directorate General of Foreign Trade (DGFT)	Group A	151	6	0	1	2	0	0	0	0	0	0	0	0	
	Group B	194	0	0	0	0	0	0	0	0	0	0	0	0	
	Group C (excluding Safai Karmchari)	289	2	1	1	11	0	0	0	0	0	0	0	1	
	Group C (Safai Karmchari)	26	0	0	0	0	0	0	0	0	0	0	0	0	
<b>Sub Total (B)</b>		<b>660</b>	<b>8</b>	<b>1</b>	<b>2</b>	<b>13</b>	<b>0</b>	<b>0</b>	<b>0</b>	<b>0</b>	<b>0</b>	<b>0</b>	<b>0</b>	<b>1</b>	
<b>Subordinate Offices under Department of Commerce</b>															
Directorate General of Commercial Intelligence and Statistics (DGCI&S)	Group A	22	0	0	0	0	0	0	0	0	0	0	0	0	Controlled by cadre controlling authority

Name of Organisation	Group	Total No. of Employees (as on 31.03.2024)	Total No. of Candidates recruited during the period January 2023-March 2024	No. of PwD Employees category wise (as on 31.03.2024)					No. of PwD Employees (category wise) recruited during the period January 2023-March 2024					Total No. of vacancies reserved for PwDs, which remained unfilled (as on 31.03.2024)	Remarks	
				A	B	C	D	E	A	B	C	D	E			
1	2	3	4	5	6	7	8	9	10	11	12	13	14	15	16	
	Group B	100	3	0	0	2	0	0	0	0	0	0	0	All Group B posts are promotional posts and there is no provision of reservation for PwDs.		
MEPZ Special Economic Zone (SEZ)	Group C (excluding Safai Karmchhari)	84	0	0	0	2	0	0	0	0	0	0	0	4 PwD posts remain vacant for DPA post, MTS-1 PwD post is vacant.	0	
	Group C (Safai Karmchhari)	2	0	0	0	0	0	0	0	0	0	0	0	0	0	
	Group A	10	0	0	0	0	0	0	0	0	0	0	0	0	0	
	Group B	71	0	0	0	0	0	0	0	0	0	0	0	0	0	
	Group C (excluding Safai Karmchhari)	16	0	0	0	1	0	0	0	0	0	0	0	0	0	
	Group C (Safai Karmchhari)	0	0	0	0	0	0	0	0	0	0	0	0	0	0	0
	Group A	4	0	0	0	0	0	0	0	0	0	0	0	0	0	0
	Group B (Gazetted & NG)	25	0	0	0	0	0	0	0	0	0	0	0	0	0	0
	Group C (excluding Safai Karmchhari)	29	0	0	0	0	0	0	0	0	0	0	0	0	0	0
	Group C (Safai Karmchhari)	2	0	0	0	0	0	0	0	0	0	0	0	0	0	0
Kandla Special Economic Zone (SEZ)	Group B	11	3	0	0	0	0	0	0	0	0	0	0	0	0	0
	Group C (excluding Safai Karmchhari)	8	0	0	0	0	0	0	0	0	0	0	0	0	0	0
	Group C (Safai Karmchhari)	0	0	0	0	0	0	0	0	0	0	0	0	0	0	0
Falta Special Economic Zone (SEZ)	Group A	5	4*	0	0	0	0	0	0	0	0	0	0	0	0	0
	Group B	16	7*	0	0	1#	0	0	0	0	0	0	0	0	0	0
																0

Filled up by doC  
\*by deputation  
#by deputation

Name of Organisation	Group	Total No. of Employees (as on 31.03.2024)	Total No. of Candidates recruited during January 2023-March 2024	No. of PwD Employees category wise (as on 31.03.2024)					No. of PwD Employees (category wise) recruited during the period January 2023-March 2024					Total No. of vacancies reserved for PwDs, which remained unfilled (as on 31.03.2024)	Remarks
				A	B	C	D	E	A	B	C	D	E		
1	2	3	4	5	6	7	8	9	10	11	12	13	14	15	16
	Group C (excluding Safai Karmchari)	5	2**	0	0	0	0	0	0	0	0	0	0	0	# promoted from Gr-C **by direct recruitment
	Group C (Safai Karmchari)	0	0	0	0	0	0	0	0	0	0	0	0	0	
	Group A	1	0	0	0	0	0	0	0	0	0	0	0	0	
	Group B	14	0	0	0	0	0	0	0	0	0	0	0	0	
	Group C (excluding Safai Karmchari)	0	0	0	0	0	0	0	0	0	0	0	0	0	All employees except one regular group B (gazetted) employee are appointed on deputation basis as there is no direct recruitment.
	Group C (Safai Karmchari)	0	0	0	0	0	0	0	0	0	0	0	0	0	
	Group A	6	0	0	0	0	0	0	0	0	0	0	0	0	
	Group B	19	0	0	0	0	0	0	0	0	0	0	0	0	
	Group C (excluding Safai Karmchari)	27	0	0	0	1	0	0	0	0	0	0	0	0	
	Group C (Safai Karmchari)	0	0	0	0	0	0	0	0	0	0	0	0	0	
	Group A	3	0	0	0	0	0	0	0	0	0	0	0	0	
	Group B	21	0	0	0	1	0	0	0	0	0	0	0	0	
	Group C (excluding Safai Karmchari)	15	0	0	0	0	0	0	0	0	0	0	0	0	
	Group C (Safai Karmchari)	0	0	0	0	0	0	0	0	0	0	0	0	0	
	Group A	3	1	0	0	0	0	0	0	0	0	0	0	0	
	Group B	30	18	0	0	1	0	0	0	0	0	1	0	0	
	Group C (excluding Safai Karmchari)	32	2	0	1	0	0	0	0	0	1	0	0	0	
	Group C (Safai Karmchari)	0	0	0	0	0	0	0	0	0	0	0	0	0	
	Sub Total (C)	584	41	0	1	9	0	0	0	0	1	0	0	5	

Name of Organisation	Group	Total No. of Employees (as on 31.03.2024)	Total No. of Candidates recruited during the period January 2023-March 2024	No. of PwD Employees category wise (as on 31.03.2024)					No. of PwD Employees (category wise) recruited during the period January 2023-March 2024					Total No. of vacancies reserved for PwDs, which remained unfilled (as on 31.03.2024)	Remarks
				A	B	C	D	E	A	B	C	D	E		
1	2	3	4	5	6	7	8	9	10	11	12	13	14	15	16
<b>Autonomous Bodies and Commodity Boards under Department of Commerce</b>															
Spices Board	Group A	68	0	0	0	0	0	0	0	0	0	0	0	0	The Board was instructed not to fill up direct recruitment vacancies without prior approval of the Ministry due to restructuring.
	Group B	75	0	2	0	3	0	0	0	0	0	0	0	0	
	Group C (excluding Safai Karmchari)	80	0	1	1	0	0	0	0	0	0	0	0	1	
	Group C (Safai Karmchari)	0	0	0	0	0	0	0	0	0	0	0	0	0	
	Group A	161	0	0	0	0	0	0	0	0	0	0	0	0	
Rubber Board	Group B	369	0	2	3	2	0	0	0	0	0	0	0	0	In the Revised Restructuring Proposal submitted before the Department of Commerce, Tea Board has proposed for 316 officials (excluding the post of Chairman, Tea Board which is a non-executive post) for all categories. On the other hand, Tea Board has also been advised by the Plantation Division, Department of Commerce that no vacant post should be filled up by Direct Recruitment or promotion without their prior permission. As a result, the process for filling up of vacancies have been kept pending.
	Group C (excluding Safai Karmchari)	435	0	1	1	8	0	0	0	0	0	0	0	0	
	Group C (Safai Karmchari)	0	0	0	0	0	0	0	0	0	0	0	0	0	
	Group A	53	0	0	0	0	0	0	0	0	0	0	0	0	
Tea Board	Group B	89	0	0	0	0	0	0	0	0	0	0	0	0	As per APEDA Restructuring Report approved by Department of Commerce in January 2019, Group C posts
	Group C (excluding Safai Karmchari)	179	0	0	0	1	0	0	0	0	0	0	0	0	
	Group C (Safai Karmchari)	4	0	0	0	0	0	0	0	0	0	0	0	0	
Agriculture and Processed Food Products Export	Group A	24	11	0	0	0	0	1	0	0	0	0	0	0	0
	Group B	42	12	0	0	0	0	0	0	0	0	0	0	0	0

Name of Organisation	Group	Total No. of Employees (as on 31.03.2024)	Total No. of Candidates recruited during the period January 2023-March 2024	No. of PwD Employees category wise (as on 31.03.2024)					No. of PwD Employees (category wise) recruited during the period January 2023-March 2024					Total No. of vacancies reserved for PwDs, which remained unfilled (as on 31.03.2024)	Remarks
				A	B	C	D	E	A	B	C	D	E		
1 Development Authority (APEDA)	2	3	4	5	6	7	8	9	10	11	12	13	14	15	16 once vacant are not to be filled, except in the case of promotion to the posts of Assistant/ Cash Executive.
	Group C (excluding Safai Karmchhari)	13	0	0	0	0	0	0	0	0	0	0	0	0	
	Group C (Safai Karmchhari)	0	0	0	0	0	0	0	0	0	0	0	0	0	
	Group A	90	0	0	0	0	0	0	0	0	0	0	0	0	
Export Inspection Council of India (EIC), New Delhi	Group B	60	0	0	0	0	0	0	0	0	0	0	0	0	
	Group C (excluding Safai Karmchhari)	84	0	0	1	1	0	0	0	0	0	0	0	0	
	Group C (Safai Karmchhari)	0	0	0	0	0	0	0	0	0	0	0	0	0	
Marine Products Export Development Authority (MPEDA)	Group A	57	0	0	0	0	0	0	0	0	0	0	0	0	*The restructuring proposal of MPEDA is under consideration with Ministry of Commerce & Industry. The vacant post will be filled up as per the directions from Department of Commerce.
	Group B	59	0	0	0	0	0	0	0	0	0	0	0	0	
	Group C (excluding Safai Karmchhari)	42	0	2	0	0	0	0	0	0	0	0	0	0	
	Group C (Safai Karmchhari)	8	0	0	0	0	0	0	0	0	0	0	0	0	
Indian Institute of Foreign Trade (IIFT), Delhi	Group A	88	28	0	0	1	0	0	0	0	0	0	0	0	3
	Group B	61	0	0	0	0	0	0	0	0	0	0	0	0	
	Group C (excluding Safai Karmchhari)	8	0	0	0	1	0	1	0	0	0	0	0	0	
	Group C (Safai Karmchhari)	0	0	0	0	0	0	0	0	0	0	0	0	0	
Coffee Board	Group A	65	0	1	0	1	0	0	0	0	0	0	0	0	0
	Group B	118	0	1	1	2	0	0	0	0	0	0	0	0	
	Group C (excluding Safai Karmchhari)	270	0	3	3	3	0	0	0	0	0	0	0	0	
Tobacco Board	Group C (Safai Karmchhari)	0	0	0	0	0	0	0	0	0	0	0	0	0	**Regarding one post unfilled in Group A i.e. Statistical Officer under PwD-HH, it is submitted that: it will be filled after completion of organisational restructuring of Tobacco Board, which is under process at Department of Commerce.
	Group A	63	0	0	0	1	0	0	0	0	0	0	0	1**	
	Group B	60	0	0	1	2	0	0	0	0	0	0	0	0	
	Group C (excluding Safai Karmchhari)	109	0	1	1	1	0	0	0	0	0	0	0	0	

Name of Organisation	Group	Total No. of Employees (as on 31.03.2024)	Total No. of Candidates recruited during January 2023-March 2024	No. of PwD Employees category wise (as on 31.03.2024)					No. of PwD Employees (category wise) recruited during the period January 2023-March 2024					Total No. of vacancies reserved for PwDs, which remained unfilled (as on 31.03.2024)	Remarks	
				A	B	C	D	E	A	B	C	D	E			
1	2	3	4	5	6	7	8	9	10	11	12	13	14	15	16	
	Group C (Safai Karmchhari)	21	0	1	0	1	0	0	0	0	0	0	0	0		0
	Group A	29	0	0	0	0	0	0	0	0	0	0	0	0		0
	Group B	7	0	0	0	0	0	0	0	0	0	0	0	0		0
Indian Institute of Packaging (IIP)	Group C (excluding Safai Karmchhari)	33	0	0	0	1	0	0	0	0	0	0	0	0	0	
	Group C (Safai Karmchhari)	0	0	0	0	0	0	0	0	0	0	0	0	0	0	
Sub Total (D)		2924	51	15	12	35	0	2	0	0	0	0	0	8		
<b>Public Sector Undertakings under Department of Commerce</b>																
State Trading Corporation of India (STC)	Group A	71	0	0	0	0	3	0	0	0	0	0	0	0	In STC, no recruitment has taken place in Group A for the last 7 years.	
	Group B	33	0	0	0	1	0	0	0	0	0	0	0	0	In STC, no recruitment has taken place in Group B & C for the last 27 years.	
	Group C (excluding Safai Karmchhari)	22	0	0	0	0	0	0	0	0	0	0	0	0		
	Group C (Safai Karmchhari)	0	0	0	0	0	0	0	0	0	0	0	0	0		
Indian Trade Promotion Organisation (ITPO)	Group A	99	3	0	1	0	0	0	0	0	0	0	0	0	0	
	Group B	29	0	0	0	2	0	0	0	0	0	0	0	0	0	
	Group C (excluding Safai Karmchhari)	190	0	2	2	3	0	0	0	0	0	0	0	0	0	
	Group C (Safai Karmchhari)	17	0	0	0	1	0	0	0	0	0	0	0	0	0	

Name of Organisation	Group	Total No. of Employees (as on 31.03.2024)	Total No. of Candidates recruited during January 2023-March 2024	No. of PwD Employees category wise (as on 31.03.2024)					No. of PwD Employees (category wise) recruited during the period January 2023-March 2024					Total No. of vacancies reserved for PwDs, which remained unfilled (as on 31.03.2024)	Remarks	
				A	B	C	D	E	A	B	C	D	E			
1	2	3	4	5	6	7	8	9	10	11	12	13	14	15	16	
PEC Ltd (Project and Equipment Corporation of India Limited)	Group A	24	0	1	0	1	0	0	0	0	0	0	0	0	0	9 officials on deputation outside have been excluded.
	Group B	2	0	0	0	0	0	0	0	0	0	0	0	0		
	Group C (excluding Safai Karmchhari)	0	0	0	0	0	0	0	0	0	0	0	0	0		
ECGC Ltd. (Export Credit Guarantee Corporation of India Limited)	Group C (Safai Karmchhari)	0	0	0	0	0	0	0	0	0	0	0	0	0		
	Group A	257	0	3	1	5	0	0	0	0	0	0	0	0		
	Group B	310	78	4	1	2	2	0	2	1	1	1	0	0		
MMTC Limited (Minerals and Metals Trading Corporation)	Group C (excluding Safai Karmchhari)	19	0	0	0	1	0	0	0	0	0	0	0	0		In line with the directions of the administrative ministry and Board of Directors, all recruitment processes in executive cadre have been stopped since 2019 as the company is downsizing and winding down its operations which may eventually lead to its closure. Recruitment in staff cadre has been stopped since 1992.
	Group C (Safai Karmchhari)	0	0	0	0	0	0	0	0	0	0	0	0	0		
	Group A	172	0	1	2	5	0	0	0	0	0	0	0	0		
Sub Total (E)	Group B	92	0	1	0	1	0	0	0	0	0	0	0	0		A (blindness and low vision), B (deaf and hard of hearing), C (locomotor disabilities including cerebral palsy, leprosy cured, dwarfism, acid attack victims and muscular dystrophy) and D&E (D: autism, intellectual disability, specific learning disability and mental illness + E: multiple Disabilities from amongst A to D including deaf-blindness).
	Group C (excluding Safai Karmchhari)	37	0	0	0	0	0	0	0	0	0	0	0	0		
	Group C (Safai Karmchhari)	0	0	0	0	0	0	0	0	0	0	0	0	0		
Grand Total		1374	81	12	7	25	2	0	2	1	1	1	0	0		
		6149	194	32	24	90	2	2	3	2	2	1	0	15		

**Annexure - D**

**Status of C&AG Audit Paras for the period 1<sup>st</sup> January 2023 to 31<sup>st</sup> March 2024**

Name of the Division	Number of Paras Pending as on 01.01.2023 (A)	Number of Paras added during 01.01.23 to 31.03.2024 (B)	Number of Paras Settled during 01.01.23 to 31.03.2024 (C)	Pending Paras as on 31.03.2024 (A+B-C)	Status of Outstanding Paras as on 31.03.2024	
					Pending with DoC	Pending with C&AG
DGFT	41	—	32	09	07	02
SEZ/ EOU	03	—	01	02	01	01
EIC	01	—	01	00	—	—
APEDA	01	—	01	00	—	—
Rubber Board	01	—	—	01	01	—
Tea Board	00	01	—	01	01	—
<b>Total</b>	<b>47</b>	<b>01</b>	<b>35</b>	<b>13</b>	<b>10</b>	<b>03</b>

**Status of PAC Paras for the period 1<sup>st</sup> January 2023 to 31<sup>st</sup> March 2024**

Name of the Division	Number of Paras Pending as on 01.01.2023	Number of Paras added 01.01.23 to 31.03.2024	Number of Paras Settled 01.01.23 to 31.03.2024	Outstanding Paras as on 31.03.2024
SEZ	09	02	06	05

**Expenditure trend for the Financial Year 2023-24 (1<sup>st</sup> April 2023 to 31<sup>st</sup> March 2024)**

BE 2023-24	Final Budget 2023-24	Actual Expenditure (as per E-lekha) 2023-24	% w.r.t. Final Budget
5254.58	6045.63	6032.80	99.78

\*\*\*\*\*

## Annexure E

### Summary of Important Audit Observations

#### Role of Tea Board India-CAG Audit report no. 8 of 2023:

##### Regulatory Activities

**Para 3.2:** Small tea growers contributed towards more than 50 per cent of total tea production in 2020- 21. However, in absence of a well-defined strategy for identification and registration of the small tea growers, 38 per cent of small tea growers were not registered as of March 2021 and were out of the ambit of Tea Board's regulatory activities and developmental assistance. Similarly, 119 out of 1,573 big tea growers were not registered as of March 2021.

Planting permits were granted to the small tea growers without necessary compliance as envisaged in Tea Rules, 1954. In 200 cases test-checked, Audit observed that soil testing reports, confirming the suitability of the land for tea plantation had not been furnished and also, no inspection had been carried out by the officials of Tea Board for verifying the details submitted by small tea growers in the said cases. Survey maps denoting the planted area were not furnished in 196 cases.

Although levy of fees for issuance of planting permits was approved by the Board (June 2017), non-collection of the same resulted in loss of revenue of ₹41.36 lakh. Due to delay in implementation of provisions of Goods and Services Tax (GST), Tea Board did not collect the same on licenses fees, which resulted in loss of revenue of ₹32.39 lakh to the Government exchequer.

**Para 3.4:** Further, though Tea Act, 1953 authorised Tea Board to inspect the quality of tea, factories were not adequately inspected during 2016-17 to 2020-21. The shortfall of inspection ranged between 78.62 per cent and 91.95 per cent which showed poor monitoring on part of Tea Board.

Tea Board directed its officials to collect tea samples from the manufacturing units and send the same to the authorised laboratories for testing. The samples are to be tested, for quality assurance, once in six months, in line with Clause 12 of the Food Safety and Standards (Licensing and Registration of Food Businesses) Regulations, 2011. However, Audit observed that there was a shortfall in sample collection ranging between 84 per cent and 97 per cent during the audit period indicating poor monitoring.

As per Tea (Waste) Control Order 1959, all tea factories should declare a minimum of two per cent of their production as tea waste. However, 72 per cent to 78 per cent tea manufacturing units generated less than two per cent tea waste during the years 2018-19 to 2020-21. Further, there were instances where factories had not generated any tea waste.

**Para 3.5:** Tea Marketing Control (Amendment) Order, 2015 provides for constitution of Green Leaf Price Monitoring Committee in each tea growing district. The Committee is to monitor the average green leaf price payable to small tea growers. The Order stipulates requirement of holding one meeting in every month. However, in 10 out of 18 tea growing districts of Assam, not a single meeting was held during 2016-17 to 2020-21 and in the remaining eight districts, the number of meetings held in a year were less than four. Similarly, in five tea growing districts of West Bengal, the number of meetings held was less than two in a year during the period 2016-17 to 2020-21.

**Para 3.6:** Tea Marketing Control (Amendment) Order, 2015 stated that every registered tea manufacturer should sell, not less than 50 per cent of the total tea manufactured in a calendar year, through e-auction in India. But the minimum threshold limit of 50 per cent could not be achieved in any of the years covered under audit. Tea sold through e-auctions ranged between 42 per cent and 44 per cent of total tea produced in the country.

##### Developmental Activities:

**Para 4.3:** For formulation of policies and implementation of various subsidy schemes, Tea Board should have authentic database of tea industry which should be updated at regular intervals. However, Tea Board did not maintain database regarding areas of extensions of tea plantation, replacement & replanting of tea, age of tea bushes, district-wise yield, labour productivity rate, etc., on tea industry.

The overall productivity of tea in India had decreased gradually over the years from 2,165 kg/ hectare in 2016-17 to 2,016 kg/ hectare in 2020-21. Productivity of big tea growers was much lower than small tea growers due to ageing of the tea bushes of the big tea growers. 46 per cent of total tea cultivation areas of big tea growers were not

economically viable as the tea bushes were more than 40 years old and had been commercially unproductive.

**Para 4.4 and 4.5:** The schemes guidelines stipulate that no subsidy was to be disbursed in cases the applicant has Provident Fund dues of more than ₹10,000 at the time of application and disbursement of subsidy. Audit observed that Tea Board disbursed subsidy amounting to ₹12.87 crore without adhering to the above guidelines under various schemes viz., Plantation Development Scheme, Quality Upgradation & Product Diversification Scheme and Orthodox and Green Tea Production Scheme.

Moreover, Government funds of ₹1.55 crore were lying in bank account of one beneficiary who could not set up a new factory within the time frame stipulated in scheme guidelines. However, no recovery was initiated by Tea Board. Further, Tea Board disbursed excess subsidy of ₹2.05 crore to 23 tea estates for creation of irrigation facilities for areas exceeding the approved limits as per scheme guidelines.

**Para 4.6:** Labour welfare activities are among the functions of Tea Board as mandated in the Tea Act 1953. However, limited allocation and inability to meet the financial targets envisaged under the Human Resource Development scheme resulted in unsatisfactory performance of the scheme. Tea Board had been assigned with the responsibility to assist in implementation of the various labour welfare activities by the Labour Welfare Committee of the Board as per the Tea Act, 1953. Audit observed that only four meetings were held by Labour Welfare Committee during last five years ending March 2021. Thus, infrequent meetings of Labour Welfare Committee had an adverse impact on the monitoring and implementation of the labour welfare schemes.

**Para 4.7 and 4.8:** Planning Commission/ NITI Aayog directives provide for mandatory allocation of funds as 4.5 per cent for Scheduled Caste Sub Plan during 2016-17 which was increased to 8.3 per cent from 2017-18 onwards. However, Tea Board allocated only 3.29 per cent for Scheduled Caste Sub Plan scheme. Further, allocation towards Tribal Area Sub Plan scheme was only 2.63 per cent against mandatory allocation of 4.3 per cent during 2018-19 to 2020-21.

Golaghat Regional Office under Guwahati Zonal Office of Tea Board disbursed subsidies under Scheduled Caste Sub Plan and Tribal Area Sub Plan schemes without proper inspection/ verification of the requisite documents, which indicated serious systemic lapses and resulted in many ineligible payments of subsidies.

#### **Research Activities:**

**Para 5.2:** The Research Directorate of Tea Board coordinates tea research in the country mainly through three Tea Research Institutes (TRIs) viz., two private TRIs namely Tea Research Association (TRA) for North-East India and United Planters' Association of Southern India-Tea Research Foundation (UPASI-TRF) for South India and Darjeeling Tea Research and Development Centre (DTR&DC) functioning under Tea Board for Darjeeling Tea Industry. During the last five years ending March 2021, Tea Board disbursed 83.46 per cent research related funds (₹66.62 crore) to the two private TRIs viz., TRA and UPASI-TRF. Out of the ₹66.62 crore extended to private TRIs, only ₹4.63 crore (6.95 per cent) was utilised for research and remaining ₹61.99 crore (93.05 per cent) was used for administrative expenses. Further, Tea Board did not conduct any audit of these private TRIs during period of audit. Moreover, although 80 per cent of the total expenditure of the two private TRIs was funded from the grants-in-aid by Gol, these are out of the purview of the Government audit.

**Para 5.3:** During XI and XII Plan periods, several research projects were sanctioned by Tea Board and awarded to TRIs, which were mainly aimed at basic and applied aspects of research for long term benefit of the tea industry. However, the research projects failed to deliver the desired and targeted results and transfer any deliverable for use of the tea industry, which indicated failure of Tea Board in the monitoring mechanism of research projects.

Although DTR&DC was established to carry out research activities for the growth and improvement of the Darjeeling tea, due to non-disbursement of adequate fund and decrease of scientific manpower, DTR&DC was incapacitated to conduct research for the benefit of the Darjeeling tea industry fruitfully.

The Parliamentary Standing Committee on Commerce in its 102nd Report laid in Parliament (August 2012) raised concerns over the challenges to the tea industry on account of climate change and recommended that the Department of Commerce should conduct research activities to address prolonged drought arising due to climate change. Though, the Department of Commerce in the Action Taken Report (August 2013) stated that Tea Board initiated action in this regard, Audit noticed that Tea Board did not take up any research activity/ project on climate change during XII Plan and Medium Term Framework period.

#### **Market Promotion Activities:**

**Para 6.4:** Scheme guidelines advocated for advertising through established social networks for propagating the diversity and richness of Indian tea. But Tea Board's initiative for promotion of tea through social media platforms was grossly inconsistent and no major initiative for publicity through social media was taken during the reporting period.

**Para 6.6:** Tea Board provided financial assistance to tea exporters for tea exported through Inland Container Depot (ICD), Amingaon, Assam. However, despite assistance, export of tea through ICD Amingaon, in comparison to export from Kolkata Port, reduced from 14.37 per cent in 2016-17 to 7.97 per cent in 2020-21. In absence of any criteria for evaluation of the performance of the exporters in terms of export, the overall impact of the scheme/actual improvement of the export scenario of Indian tea could not be assessed.

#### **Financial Management and Internal Control:**

**Para 7.1:** Although General Financial Rules, 2017 advocates for the maximum generation of internal resources and

eventually attainment of self-sufficiency, Tea Board was able to generate only 9.90 per cent of its total revenue from internal resources during 2016-17 to 2020-21, which showed that the Board was mostly dependent on Government grants to carry out its day-to-day activities.

**Para 7.3:** There was no internal audit manual for Tea Board and the Board did not prepare any audit plan for conducting internal audit. The coverage of internal audit was also inadequate as 12 out of 17 Regional Offices and all the 12 Sub-Regional Offices were not audited by the internal audit wing in last five years i.e. 2016-17 to 2020-21. Further, there was no sanctioned strength for internal audit wing and no permanent staff posted till October 2020. One permanent staff was deputed in November 2020 in internal audit wing and work of the internal audit wing was managed by nominating staff from other sections of Tea Board.

**Para 7.4:** Previously, a Performance Audit on "Role of Tea Board in Tea development in India" was printed vide Report No.10 of 2011-12. This Report was also discussed by the Public Accounts Committee (PAC) which brought out its recommendation in its 65th Report (15th Lok Sabha) and Action Taken Report on this report was brought out in 100th Report (15th Lok Sabha). The Committee observed that despite their earlier recommendations/ observations (1969-70 and 1987-88) to overcome lacunae, the Government have not been able to put in place the much-needed corrective mechanism. Audit reviewed actions taken by Tea Board on the recommendations made by Audit in earlier Performance Audit Report and the recommendations made by the Public Accounts Committee in their Report. Audit observed that adequate corrective actions on the recommendations, is yet to be taken by Tea Board India even after the lapse of considerable period of time.

\* \* \* \* \*



Government of India  
**Ministry of Commerce & Industry**  
**DEPARTMENT OF COMMERCE**  
Vanijya Bhawan, New Delhi - 110011, INDIA